

STELLANTIS

FLEET & BUSINESS SOLUTIONS

# 2025 FLEET BUYER'S GUIDE



Preproduction model shown. Actual production model may vary.

# INTRODUCING RAM PROFESSIONAL

Stellantis has created Ram Professional, a new commercial vehicle division that offers top-quality commercial products and customer support. It provides comprehensive professional services to help businesses thrive.

Ram Professional is the next generation in commercial-customer vehicle ecosystems and ensures not only best-in-class commercial products, but to serve its customers every step of the way from upfit and conversion needs to electrification and connected services.

Service support includes maintenance contracts, mechanical coverage and 24-hour roadside assistance. Electric Vehicle (EV) vehicles are covered with the Free2move Charge program, and businesses with rapidly changing needs benefit from custom mobility solutions such as vehicle rentals, subscriptions and mobile parking services.



## KNOW YOUR OPTIONS

Stellantis Fleet & Business Solutions is here to help you make the most of our fleet programs, processes and incentives. A call to our Fleet Information Centre at 1-800-463-3600 puts you in touch with representatives who will evaluate and recommend the best options available to you. Plus, by clicking on the links on this page, we're providing you direct access to the information, people and departments you need most.



[CONTACT US](#)

[FIND A SALES  
REPRESENTATIVE](#)

[INQUIRE ABOUT  
MAINTENANCE  
AND PARTS](#)

[CONTACT  
STELLANTIS  
FLEET](#)


RAM PROMASTER®	15	RAM 1500	20	RAM HEAVY DUTY	29	RAM CHASSIS CAB	40	JEEP® GLADIATOR	51
JEEP WRANGLER/WRANGLER 4xe	58	JEEP COMPASS	63	JEEP GRAND CHEROKEE/ GRAND CHEROKEE 4xe	69	JEEP GRAND CHEROKEE L	74	JEEP WAGONEER	76
DODGE DURANGO	78	DODGE HORNET/HORNET PHEV	82	CHRYSLER GRAND CARAVAN	87	CHRYSLER PACIFICA/PACIFICA PHEV	90	RAM PROMASTER EV	97

JEEP® WAGONEER S	101	DODGE CHARGER DAYTONA	103	FIAT® 500e	105	JEEP WAGONEER SSV	108	DODGE DURANGO ENFORCER	110
RAM HEAVY DUTY SSV	113								



# GIVE YOUR FLEET PREFERRED STATUS

Stellantis Fleet & Business Solutions offers its members access to world-class vehicle lineups across five capable and trusted brands (Chrysler, Dodge, Jeep®, Ram and FIAT®), as well as exclusive discounts, incentives and exceptional priority service. With Stellantis Fleet, you are always first in line.



2024MY shown.

To become a Fleet member, you must currently be operating five or more vehicles, be looking to purchase a minimum of five vehicles or have a valid GST number. If eligible, contact your local retailer to apply for a FAN, which unlocks exclusive discounts, programs and perks.

Once you have received your FAN, you will be eligible to enrol for a web ID. This ID gives you access to our customer hub where you can stay up to date on your vehicle orders and member news.

## FLEET POWERTRAIN CARE 5-YEAR/100,000-KILOMETRE LIMITED WARRANTY EXTENSION\* (\$0 DEDUCTIBLE)

Chrysler, Dodge, Jeep, Ram and FIAT vehicles are backed by a 5-year or 100,000-kilometre\* fully transferable Powertrain Limited Warranty with \$0 deductible, plus 24-hour roadside assistance.†


\*Visit [Mopar.com](https://www.mopar.com) for complete details and a copy of the Powertrain Limited Warranty.

† Visit [Mopar.com](https://www.mopar.com) for complete details and a copy of the Basic Limited Warranty.



**OUR PROGRAMS ARE DESIGNED  
WITH THE FLEET CUSTOMER IN MIND**





# MOBILITY SOLUTIONS FOR THE ENTIRE FLEET

## FREE2MOVE: FULL-RANGE MOBILITY SUPPORT

A suite of services that provide the help you need to manage and optimize your fleet, find short-term mobility solutions and initiate electrification planning.

### CONNECT FLEET

Provides a clear overview of your fleet's current status using near-time data collected from embedded electronics in Stellantis vehicles.

### CAR ON DEMAND

Within 24 hours, you'll have a medium-term rental that you've chosen from a wide selection of vehicles – with no time constraints to worry about.

### FLEET SHARING

Our digital car-sharing platform helps you make the most of your fleet, like plans that allow employees to rent vehicles when taking personal trips.

### eMOBILITY ADVISORS

Confidently navigate a transition to an electrified fleet with personalized advice and valuable solutions from experts familiar with your needs.

### FEATURES

- Geolocation
- Vehicle Info and Health Status
- Maintenance Alerts
- Mechanical Alerts



### WHY CHOOSE FREE2MOVE CONNECT FLEET?

- No Aftermarket Device Installation: Vehicles with embedded technology are ready to go
- Obtain Key Insights: Track vehicle location and performance for improved fleet productivity
- Improve Driving Behaviour: Eco-driving teaches good driving habits

For more information, contact us at:  
[northamerica@free2move.com](mailto:northamerica@free2move.com)

## YOUR BENEFITS

Cost Optimization: Helps reduce the total cost of ownership

Plug-in Hybrid Electric Vehicle (PHEV)

Connect Access: Optimizes your PHEV usage

Simple and Efficient: Streamlines fleet management



### MOBILISIGHTS: DRIVING PROGRESS THROUGH DATA

Serving as the exclusive source of embedded telematic data from Stellantis automotive brands and millions of connected cars, Mobilisights, the Stellantis data-as-a-service company, works with partners to transform the way fleets operate.

#### KEY FACTS

- Five brands, +35 models and +100 data signals
- Near real-time data
- The raw data is accessible directly or through a Fleet Management Service Provider of the customer's choice

### DRIVE YOUR FLEET MANAGEMENT TO THE NEXT LEVEL WITH HIGH-QUALITY DATA

- Fleet optimization (fuel management, vehicle location)
- Safety of your drivers and fleet (driver behaviour, vehicle health monitoring)
- Electric Vehicle (EV) transition (EV charging management)
- Productivity (route optimization, maintenance management)

### EXPLORE THE ADVANTAGES OF NATIVELY EMBEDDED TELEMATICS DATA

- Cost savings: Avoid hardware and installation costs
- Ease of operation: No downtime, immediate and zero-touch activation
- High data quality: Accurate, granular and reliable data that is validated end-to-end from vehicle to cloud and curated for processing
- Data protection: A secure end-to-end data stream protecting vehicle owners' privacy
- Flexible transfer methods: Single integration and API data format delivery with no API call limitations



### FREE2MOVE CHARGE: ELECTRIFYING SOLUTIONS

Get to know easy strategies that assure your EV fleet will Always Be Charged ... our e-ABC promise. Discover programs geared for charging at home, on the go and at your business.

#### FREE2MOVE CHARGE HOME

Your employee is equipped with residential charging hardware, software, installation and services that make charging company vehicles at home a breeze.

#### FREE2MOVE CHARGE GO

The Free2move Charge App is an invaluable tool for daily fleet operations. Once it's downloaded, users can easily find charging stations, plus activate and pay for charging, all on the go.

#### FREE2MOVE CHARGE BUSINESS

Offering customized fleet solutions that keep your business on the go, including estimates for initial and future running costs. Business of any size can count on dependable charging hardware and software products and services.








# THE FUTURE OF STELLANTIS FLEET



## ► ELECTRIFICATION

We are in full execution mode on our electrification journey, actively changing how the world moves.

Our course is set. By the end of the decade, we're aiming for 100 percent sales in Europe and 50 percent of sales in the North America to be Battery Electric Vehicles (BEV). Plus, we plan to offer more than 75 BEV models and reach global annual BEV sales of 5 million units by 2030.



## ► AUTONOMOUS DRIVING

Stellantis is developing Level 2 autonomous driving solutions for the road, and many of our vehicles are already equipped with innovative Advanced Driver Assistance Systems (ADAS).

Building on this, we are working with leading technology partners on further advances in automation to help bring safer and more sustainable mobility to our customers.

## ► STELLANTIS TECHNOLOGY

Stellantis is working to reimagine mobility as we know it today and set new benchmarks in our fast-evolving industry.

Shaping the future of mobility means offering innovative and sustainable products and solutions that meet the evolving needs of both customers and the planet.

Through a host of integrated technologies, we are working to satisfy all types of transportation requirements with vehicles that are both attractive and affordable to customers around the world, while at the same time helping to reduce CO2 emissions.



## ► INTELLIGENT VEHICLES

Software is driving an unprecedented transformation in the automotive industry, one that will progressively integrate flexible and customized mobility into our daily lives.

Stellantis has a comprehensive software strategy through which we are reinventing how vehicles are designed, engineered and operated. This enables us to transform the mobility solutions we offer, making them even more customer-centric and connected.



TECHNOLOGY AVAILABILITY

SAFETY/SECURITY

270° Surround-View Camera System <sup>(1)</sup>
360° Surround-View Camera System <sup>(1)</sup>
Active Driving Assist System <sup>(2)</sup>
Active Lane Management System <sup>(2)</sup>
Adaptive Cruise Control (ACC) <sup>(2)</sup>
ACC with Stop <sup>(2)</sup>
ACC with Stop and Go <sup>(2)</sup>
Auto High-Beam Headlamp Control
Blind-Spot Monitoring (BSM) <sup>(2)</sup> and Rear Cross-Path Detection System <sup>(2)</sup>
BSM <sup>(2)</sup> and Rear Cross-Path Detection with Trailer Detection System <sup>(2)</sup>
Cargo-View Centre High-Mounted Stop Lamp (CHMSL) Camera <sup>(1)</sup>
Crosswind Assist
Drowsy-Driver Detection System <sup>(2)</sup>
Electronic Park Brake
Electronic Roll Mitigation
Electronic Stability Control (ESC) <sup>(3)</sup>
Evasive Steer Assist <sup>(2)</sup>
Front Camera Washer
Front Tire-to-Curb Camera Monitor <sup>(2)</sup>
Full-Speed Forward Collision Warning Plus <sup>(2)</sup>
Hands-Free Active Driving Assist System <sup>(2)</sup>
High-Speed Overtake Warning
Hill Start Assist
Intelligent Speed Assist (ISA) <sup>(2)</sup>
Intersection Collision Assist System <sup>(2)</sup>
Lane Departure Warning Plus <sup>(2)</sup>
Lane Departure Warning with Lane Keep Assist <sup>(2)</sup>
LED Front Fog Lamps with Cornering Function
LED Headlamps/Taillamps
Multi-Collision Braking
Night-Vision Pedestrian/Animal Detection <sup>(4)</sup>
Park-Sense® Automated Parking System <sup>(2)</sup>
Park-Sense Front/Rear Park Assist System <sup>(2)</sup>
Park-Sense Front/Rear Park Assist with Stop <sup>(2)</sup>
Park-Sense Front/Rear/Side Park Assist <sup>(2)</sup>
Park-Sense Park Assist System <sup>(2)</sup>
Park-Sense® Rear Park Assist System <sup>(2)</sup>

TRUCKS/COMMERCIAL					SUV/CROSSOVERS						MINIVANS		PHEV/EV						LAW ENFORCEMENT		
Ram ProMaster®																					
Ram 1500																					
Ram 2500/3500 Heavy Duty																					
Ram 3500/4500/5500 Chassis Cab																					
Jeep® Gladiator																					
Jeep Wrangler																					
Jeep Compass																					
Jeep Grand Cherokee																					
Jeep Grand Cherokee L																					
Jeep Wagoneer/Grand Wagoneer																					
Dodge Durango																					
Dodge Hornet																					
Chrysler Pacifica																					
Chrysler Pacifica PHEV																					
Jeep Wrangler 4xe																					
Jeep Grand Cherokee 4xe																					
Jeep Wagoneer S																					
Dodge Hornet PHEV																					
FIAT® (500e) <sup>RED</sup>																					
Ram ProMaster EV																					
Dodge Charger Daytona																					
Dodge Durango Enforcer																					
Jeep Wagoneer Special Service Vehicle																					
Ram 2500/3500 Heavy Duty Special Service Vehicle																					



■ = Available.



## TECHNOLOGY AVAILABILITY

	TRUCKS/COMMERCIAL					SUV/CROSSOVERS					MINIVANS	PHEV/EV							LAW ENFORCEMENT					
	Ram ProMaster®	Ram 1500	Ram 2500/3500 Heavy Duty	Ram 3500/4500/5500 Chassis Cab	Jeep® Gladiator	Jeep Wrangler	Jeep Compass	Jeep Grand Cherokee	Jeep Grand Cherokee L	Jeep Wagoneer/Grand Wagoneer	Dodge Durango	Dodge Hornet	Chrysler Pacifica	Chrysler Pacifica PHEV	Jeep Wrangler 4xe	Jeep Grand Cherokee 4xe	Jeep Wagoneer S	Dodge Hornet PHEV	FIAT® (500e) <sup>RED</sup>	Ram ProMaster EV	Dodge Charger Daytona	Dodge Durango Enforcer	Jeep Wagoneer Special Service Vehicle	Ram 2500/3500 Heavy Duty Special Service Vehicle
SAFETY/SECURITY (CONTINUED)																								
Park-Sense Rear Park Assist System with Stop <sup>(2)</sup>								■	■							■								
Park-Sense with Camera View <sup>(2)</sup>																								
ParkView® Rear Back-Up Camera <sup>(2)</sup>	■	■	■	■	■	■	■	■	■	■	■	■	■	■	■	■		■	■	■		■	■	■
Pedestrian/Cyclist Emergency Braking <sup>(4)</sup>	■	■					■	■	■	■		■	■	■	■		■	■	■	■		■	■	
Rain Brake Support		■			■	■	■	■	■	■	■	■	■	■	■	■	■	■	■			■	■	
Rain-Sensitive Windshield Wipers	■	■	■	■			■	■	■		■	■	■	■	■	■	■	■	■	■		■	■	■
Ready Alert Braking		■	■	■				■	■		■	■	■	■		■	■	■			■	■		■
Rear Back-Up Camera Washer								■	■	■						■	■						■	
Rear Back-Up Alarm	■																			■				
Rear-Seat Reminder Alert																					■			
Remote Proximity Keyless Entry	■	■	■	■	■	■	■	■	■	■	■	■	■	■	■	■	■	■	■	■	■	■	■	
Rough-Road Cruise Control		■															■					■		
Secure Park																						■		
Side-Distance Monitor Camera <sup>(2)</sup>								■	■	■		■				■	■	■				■		
Side-Distance Warning <sup>(2)</sup>								■	■	■		■				■	■	■				■	■	
Tire Pressure Monitoring System	■	■	■	■	■	■	■	■	■	■	■	■	■	■	■	■	■	■	■	■	■	■	■	■
Traffic Sign Information <sup>(5)</sup>	■																■		■	■	■			■
Traffic Sign Recognition System <sup>(5)</sup>	■	■					■	■	■	■		■				■		■		■	■			
Trailer Surround-View Camera System <sup>(1)</sup>		■	■	■																				■
Trailer Sway Damping	■	■	■	■	■	■	■	■	■	■	■		■		■	■	■			■		■	■	■
Turn Signal Activated Blind-Spot Cameras <sup>(2)</sup>																								
White Noise Back-Up Alarm	■																							
UCONNECT®/MULTIMEDIA																								
4G LTE Wi-Fi Hotspot <sup>(12)</sup>		■	■	■	■	■	■	■	■	■	■	■	■	■	■	■	■	■	■		■		■	■
Android Auto™ Capability <sup>(6)</sup>	■	■	■	■							■	■	■	■	■			■		■	■	■		■
Android Auto Capability <sup>(6)</sup> Wireless	■	■	■	■	■	■	■	■	■	■		■	■	■	■	■	■	■	■	■	■		■	■
Apple CarPlay™ Integration <sup>(6)</sup>	■	■	■	■							■	■	■	■	■		■	■		■	■	■		■
Apple CarPlay Integration <sup>(6)</sup> Wireless	■	■	■	■	■	■	■	■	■	■		■	■	■	■	■	■	■	■	■	■		■	■
Chrysler App													■	■										
Chrysler Connect <sup>(8)</sup>													■	■										
Connected Travel and Traffic Services <sup>(7)</sup>	■	■	■	■	■	■	■	■	■	■	■	■	■	■	■	■		■	■	■	■	■	■	■
Digital Key		■															■					■		
Dodge App											■	■						■				■		
Dodge Connect <sup>(8)</sup>											■	■						■						
Entertainment System with Seatback Video Screens, Amazon Fire TV <sup>(8)(9)</sup> Built-In and Video USB Port									■	■			■	■									■	
FIAT App																			■					
FIAT Connect <sup>(8)</sup>																			■					
Jeep App					■	■	■	■	■	■					■	■							■	



■ = Available.



## TECHNOLOGY AVAILABILITY

[illegible]

■ = Available.

## TECHNOLOGY AVAILABILITY

	TRUCKS/COMMERCIAL					SUV/CROSSOVERS						MINIVANS	PHEV/EV							LAW ENFORCEMENT				
	Ram ProMaster®	Ram 1500	Ram 2500/3500 Heavy Duty	Ram 3500/4500/5500 Chassis Cab	Jeep® Gladiator	Jeep Wrangler	Jeep Compass	Jeep Grand Cherokee	Jeep Grand Cherokee L	Jeep Wagoneer/Grand Wagoneer	Dodge Durango		Dodge Hornet	Chrysler Pacifica	Chrysler Pacifica PHEV	Jeep Wrangler 4xe	Jeep Grand Cherokee 4xe	Jeep Wagoneer S	Dodge Hornet PHEV	FIAT® (500e) <sup>RED</sup>	Ram ProMaster EV	Dodge Charger Daytona	Dodge Durango Enforcer	Jeep Wagoneer Special Service Vehicle
CONVENIENCE/TECHNOLOGY (CONTINUED)																								
Electronic Limited-Slip Differential					■	■		■	■	■		■			■	■		■					■	■
EV Acoustic Vehicle Alert System (AVAS)																	■				■			
Exterior Mirrors with Memory		■	■	■				■	■	■	■	■	■	■		■		■				■	■	
Four-Wheel Traction Control																	■							
Fratzonic Chambered Exhaust																					■			
Front-Passenger Interactive Display		■	■	■				■	■	■						■	■						■	■
GPS Navigation <sup>(15)</sup>	■	■	■	■	■	■	■	■	■	■	■	■	■	■	■	■	■	■	■	■	■	■	■	■
Hands-Free Power Liftgate							■	■	■	■		■	■	■		■	■	■				■	■	
Hands-Free Power Up/Down Tailgate		■																						
Head-Up Display		■						■	■	■						■	■					■	■	
Heated Washer Nozzles																	■					■		
Highway Assist System <sup>(16)</sup>												■						■				■	■	
Hill Descent Control			■		■	■	■	■	■				■	■	■	■		■						
Hybrid Technology		■											■	■	■	■		■						
Integrated Off-Road Camera <sup>(2)</sup>			■		■	■		■	■				■	■	■	■								
Interior Rear-Facing Camera									■				■	■	■	■								
Level One Charger														■	■	■	■	■	■	■	■			
Level Two Charger																	■		■	■	■			
Map-in-Cluster Display		■	■	■				■	■	■		■				■	■	■				■	■	
Parallel and Perpendicular Park and Unpark Assist System <sup>(2)</sup>	■						■						■	■						■				
Parallel and Perpendicular Park and Unpark Assist with Stop System <sup>(2)</sup>		■						■	■	■						■							■	
Power-Adjust Pedals with Memory		■	■	■						■														
PowerShot																		■				■		
Radio Memory		■	■	■						■	■						■	■				■	■	
Regenerative Braking													■	■	■			■	■	■	■			
Remote Start System	■	■	■	■	■	■	■	■	■	■	■	■	■	■	■	■		■		■	■		■	
Selec-Speed® Control		■			■	■				■					■	■							■	
Selec-Terrain® Traction Management System						■		■	■	■						■								
Selectable Tire-Fill Alert		■	■	■	■	■		■	■	■		■			■	■	■	■				■	■	■
Smartphone-as-a-Key Capable		■															■					■		
Steering Column Memory								■	■	■						■	■					■	■	
Technology/Driver Assistance Group	■	■	■	■	■	■	■	■	■	■	■	■	■	■	■	■	■	■	■	■	■	■	■	■
Telematics Module	■																		■					
Trailer Hitch Zoom <sup>(2)</sup>		■	■	■				■	■	■						■							■	■
Trailer Reverse Guidance <sup>(2)</sup>		■	■	■																				■
Trailer Reverse Steering Control <sup>(2)</sup>		■	■																					■
Windshield Wiper De-Icer							■	■	■							■								
Wireless Charging Pad	■	■	■	■			■	■	■	■	■	■	■	■		■	■	■	■	■	■		■	



■ = Available.





# 2025 RAM PROMASTER®



### SELECT FEATURES

- Air conditioning – Manual
- Auxiliary power connector
- Auxiliary power outlet – Front, 12-volt
  - Front, 115-volt (Available)
- Battery – 95-amp
- Electric power steering
- Fascia – Black front
- Fuel tank – 91-litre (24-US gallon)
- Halogen headlamps
- Push-button start
- Roll-up rear door (3500 159-inch Super-High Roof; Available)
- Roof clearance lamps – Front
- Seats – Four-way manual-adjust driver’s and front-passenger bucket
- Speed limiter – Retailer-activated
- Steering column – Telescoping
- Telematics Box Module (TBM)
- Wheels – 16-inch Silver-painted steel with centre cap
- Windows – Front, power with one-touch down feature

### SAFETY & SECURITY

- 360° Surround-View Camera System<sup>(1)</sup> (Available)
- Air bags<sup>(19)</sup> – Driver’s and front-passenger
  - Supplemental front-seat side
  - Supplemental side-curtain front
- Daytime running headlamps
- Drowsy-Driver Detection System<sup>(2)</sup>

- Electronic parking brake
- Electronic Stability Control (ESC)<sup>(3)</sup> – Includes All-Speed Traction Control, Brake-Lock Differential, Crosswind Assist, Electronic Roll Mitigation, Hill Start Assist and Trailer Sway Control
- Full-Speed Forward Collision Warning Plus<sup>(2)</sup> with Pedestrian/Cyclist Emergency Braking<sup>(4)</sup>
- Park-Sense® Front/Rear Park Assist<sup>(2)</sup> (Available)
- Park-Sense Rear Park Assist<sup>(2)</sup> (Available)
- ParkView® Rear Back-Up Camera<sup>(2)</sup> with Dynamic Grid Lines
- ParkView Rear Back-Up Camera Kit<sup>(2)</sup>
- Post-collision braking
- Rearview auto-dimming digital display mirror (Available)
- Traffic Sign Recognition System<sup>(5)</sup>

### AVAILABLE FLEET FEATURES

- Additional key fobs (two)
- Air Conditioning Delete
- Factory-activation/rear-speaker wiring
- Mud flaps (Cutaway only)
- Orange seat belts
- RAM grille badge in Black
- Rear back-up alarm
- Rear Badging Delete
- Rear Crossmember Delete (Cutaway only)
- Side Badging Delete
- Wheels – 16-inch White- or Black-painted steel
- White noise back-up alarm

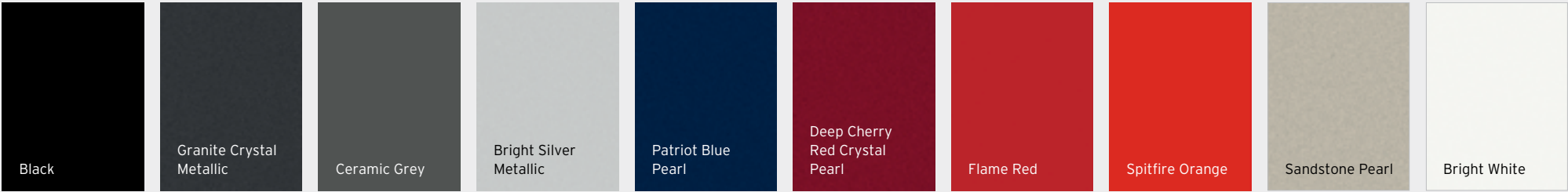
ENGINE	HORSEPOWER	TORQUE
3.6L Pentastar™ V6 Variable Valve Timing (VVT)	276	250

VOLUMES & CAPACITIES	
Seating Capacity	2/3
Interior Cargo Volume, depending on model, L (cu ft)	7334 (259) - 13,110 (463)
Fuel Tank, L (US gal)	91 (24)

TOWING & CAPABILITIES, kg (lb)	
Maximum Towing	3134 (6910)
Payload, depending on model (Cargo Van)	1706 (3760) - 2123 (4680)
Payload, depending on model (Chassis Cab / Cutaway)	2313 (5100) - 2372 (5230)
GVWR, depending on model	3878 (8550) - 4241 (9350)
GCWR, maximum (Cargo Van)	5443 (12,000)
GCWR, maximum (Chassis Cab / Cutaway)	5216 (11,500)

# 2025 RAM PROMASTER®

## EXTERIOR PAINT COLOURS\*



\*Selections may not be available on all trim levels/ models and may be limited/ restricted based on availability.

EXTERIOR DIMENSIONS, mm (in)															
	Cargo Van											Window Van		Cutaway	
	1500			2500			3500					2500	3500	3500	
Wheelbase	2997 (118)	3454 (136)	3454 (136)	3454 (136)	3454 (136)	4039 (159)	3454 (136)	3454 (136)	4039 (159)	4039 (159 Ext.)	4039 (159 Ext.)	4039 (159)	4039 (159 Ext.)	4039 (159)	4039 (159 Ext.)
Roof Type	Standard	Standard	High	Standard	High	High	Standard	High	High	High	Super High	High	High	Standard	Standard
Overall Length	4963 (195.4)	5415 (213.2)	5415 (213.2)	5415 (213.2)	5415 (213.2)	6000 (236.2)	5415 (213.2)	5415 (213.2)	6000 (236.2)	6364 (250.6)	6364 (250.6)	6000 (236.2)	6364 (250.6)	6000 (236.2)	6364 (250.6)
Overall Body Width (without mirrors)	2064 (81.3)														
Overall Roof Height	2329 (91.7)	2358 (92.8)	2689 (105.9)	2358 (92.8)	2689 (105.9)	2689 (105.9)	2358 (92.8)	2689 (105.9)	2689 (105.9)	2689 (105.9)	2832 (111.5)	2689 (105.9)	2689 (105.9)	2217 (87.3)	2217 (87.3)
Turning Diameter, m (ft)	11.1 (36.3)	12.4 (40.7)	12.4 (40.7)	12.4 (40.7)	12.4 (40.7)	14.3 (46.8)	12.4 (40.7)	12.4 (40.7)	14.3 (46.8)	14.3 (46.8)	14.3 (46.8)	14.3 (46.8)	14.3 (46.8)	14.3 (46.8)	14.3 (46.8)
Cab-to-Rear Axle Length	–	–	–	–	–	–	–	–	–	–	–	–	–	2642 (104)	2642 (104)
Outside Frame Width	–	–	–	–	–	–	–	–	–	–	–	–	–	1321 (52)	1321 (52)
Frame Height	–	–	–	–	–	–	–	–	–	–	–	–	–	610 (24)	610 (24)

INTERIOR DIMENSIONS, mm (in)													
	Cargo Van											Window Van	
	1500			2500			3500					2500	3500
Interior Ceiling Height	1698 (66.9)	1698 (66.9)	1959 (77.1)	1698 (66.9)	1959 (77.1)	1959 (77.1)	1698 (66.9)	1698 (66.9)	1959 (77.1)	1959 (77.1)	2195 (86)	1959 (77.1)	1959 (77.1)
Cargo Width at Wheel Well	1422 (56)												
Cargo Width at Floor	1920 (75.6)												
Overall Load Floor Length	2619 (103.1)	3062 (120.6)	3062 (120.6)	3062 (120.6)	3062 (120.6)	3645 (143.5)	3062 (120.6)	3062 (120.6)	3645 (143.5)	4010 (157.9)	4010 (157.9)	3645 (143.5)	4010 (157.9)

## STANDARD FEATURES AND OPTIONS

### CPOS

### ENGINE / TRANSMISSION

3.6L Pentastar™ V6 with 9-speed Automatic (ERF/DFH)	22A/22B 22G/22H	22H	22A/22B 22G/22H
---	--------------------	-----	--------------------

### MECHANICAL FEATURES

Additional Key Fobs – Two (GXK)	F	F	F
Alternator – 180-amp (BAD)	•	•	
– 220-amp (included with Power Group and Cold Weather Group on Tradesman®) (BAJ)	P	P	•
Auxiliary Fuel Tap (XFZ)	•	•	•
Battery – 95-amp (BCY)	•	•	•
– 100-amp (included with Power Group) (BDC)	P	P	P
– Auxiliary Power Connector (BC1)	•	•	•
Crosswind Assist (BNU)	•	•	•
Electric Power Steering (SBL)	•	•	•
Electronic Parking Brake (XC4)	•	•	•
Electronic Stability Control (ESC) <sup>(3)</sup> (BNB)	•	•	•
Engine Block Heater (NHK)	O	O	O
Fuel Tank – 91-litre (24-US gallon) (NFE)	•	•	•
Full-Size Spare Tire (available on Tradesman; packaged with SLT and SLT+) (TBB)	O/P	O/P	O/P
Push-Button Start (GX4)	•	•	•
Rear Crossmember Delete (XWJ)			F
Roof Height – High	O	•	
– Standard	•		•
– Super-High (3500 only)	O		

• = Standard. O = Optional. P = Available with Package noted. F = Fleet only.

# 2025 RAM PROMASTER®

STANDARD FEATURES AND OPTIONS	Cargo Van	Window Van	Cutaway
CPOS	2TA/2TB 2TG/2TH	2TH	2TA/2TB 2TG/2TH

MECHANICAL FEATURES (CONTINUED)			
Speed Limiter – 104-km/h (65-mph) maximum speed (JJ4)	O	O	O
– 112-km/h (70-mph) maximum speed (JJ5)	O	O	O
– 123-km/h (77-mph) maximum speed (JJ9)	O	O	O
Suspensions – Heavy-duty (2500 / 3500) (SDB)	•	O	
– Light-duty (118-inch-wheelbase 1500 models only) (SDA)	•		
– Medium-duty (136-inch-wheelbase 1500 models only) (SDJ)	•		
– Premium heavy-duty (3500 models only; Cargo Van and Window Van require 159-inch wheelbase) (SDD)	O	O	•
– Touring (SDC)		•	
Temporary Spare Tire Mount (TBA)			O

EXTERIOR FEATURES			
Black Front Fascia (MLF)	•	•	•
Black Rear Bumper (MBN)	•	•	
Chrome Grille (included with SLT or SLT+; requires fog lamps or LED fog lamps) (MFE)	P	P	P
– RAM grille badge in Black (included with Black Appearance Package) (ME3)	F/P	F/P	F/P
Class IV Hitch Receiver (XFH)	O	O	
Daytime Running Lamps (DRLs) (LMK)	•	•	•
Doors, Rear – 260-degree-opening (GLF)	•	•	
– Rear hinged doors with fixed glass (includes deep-tint sunscreen glass, rear window defroster and rearview day/night mirror) (GLB)	O	•	
Doors, Side – Right side with fixed window (High Roof models only; includes deep-tint sunscreen glass; included with Crew Van Package) (GKS)	O/P	•	
– Right side with no glass (GKA)	•		
Front Fog Lamps with Cornering Function (included with Convenience Group) (LNJ)	P	P	P
– LED fog lamps with cornering function (included with SLT and SLT+) (LNV)	P	P	P
Front Licence Plate Bracket (MDA)	O	O	O
Front Mud Flaps (by Mopar®) (MEJ)			F
Halogen Headlamps (LMA)	•	•	•
– Auto High-Beam Headlamp Control (included with Premium Convenience Group and Cold Weather Group on Tradesman®; included with SLT and SLT+) (LMS)	P	P	P
– Automatic (included with Premium Convenience Group and Cold Weather Group on Tradesman; included with SLT and SLT+) (LMG)	P	P	P
– LED reflector (included with SLT and SLT+) (LPX)	P	P	P
Mirrors – Manual-adjust/manual-folding (GTP)	•	•	•
– Power-adjust/power-folding, heated (included with Convenience Group) (GTR)	P	P	
– Wide power-adjust, heated (included with Convenience Group for Cutaway models) (GTB)			P
Rain-Sensitive Windshield Wipers (included with Premium Convenience Group on Tradesman, Cold Weather Group, SLT and SLT+) (JHC)	P	P	P

STANDARD FEATURES AND OPTIONS	Cargo Van	Window Van	Cutaway
CPOS	2TA/2TB 2TG/2TH	2TH	2TA/2TB 2TG/2TH

EXTERIOR FEATURES (CONTINUED)			
RAM Grille in Black with Chrome RAM Badge (ME6/MFF)	•	•	•
Rear Door Badging – ProMaster (not available with roll-up rear door) (MUX)	•	•	
– Rear Badging Delete (MS8)	F	F	
Roll-Up Rear Door (3500 Super-High Roof only; includes power-folding and heated mirrors on Tradesman; includes Blind-Spot Monitoring (BSM) <sup>(2)</sup> and Rear Cross-Path Detection System <sup>(2)</sup> on all models) (GMF)	O		
Roof Clearance Lamps – Front (LNC)	•	•	•
– Rear (LNG)	•	•	
Side Door Badging – ProMaster (included with roll-up rear door on 3500 Cargo Van Super-High Roof models only) (MUU)	P		•
– Side Badging Delete (included with 3500 Cargo Van Super-High Roof 159-inch-wheelbase Extended models only) (MSY)	F		F
Spare Tire Delete (includes tire sealant and air compressor) (TBF)	•	•	•
Splash Guards – Vehicle Set (by Mopar; late availability) (MKN)	O	O	
Step – Rear Bumper Extension (not available with Class IV hitch receiver; see your retailer for availability; by Mopar) (MDM)	O	O	
– Sliding Door Step, Right Side (not available on 118-inch-wheelbase models; see your retailer for availability; by Mopar) (MRZ)	O	O	
Taillamp Extension Wiring (XGF)			•
Tires – LT255/75R16E BSW All-Season (A/S) (TWA)	•	•	•
– 225/75R16C BSW A/S (included with SLT and SLT+) (TU5)	O	O	O
Upfitter Electronic Module – Vehicle System Interface Module (VSIM) (included with Upfitter’s Prep Package) (XXS)	P	P	P
Wheels – 16-inch Silver-painted aluminum (included with SLT and SLT+; not available with Black Appearance Package) (WJR)	P	P	P
– 16-inch Silver-painted steel with centre cap (WCS)	•	•	•
– 16-inch Black-painted steel (not available with Black Appearance Package) (WDL)	F	F	F
– 16-inch Black-painted aluminum with machined face (included with SLT and SLT+; not available with Black Appearance Package) (WNY)	O	O	O
– 16-inch White-painted steel (not available with Black Appearance Package) (WDW)	F	F	F
– 16-inch Black-painted aluminum (included with Black Appearance Package) (WNA)	P	P	P
Window – Left-side, second-row fixed with deep-tint sunscreen glass (High Roof or Super-High Roof Cargo Van only; included with Crew Van Package; not available with left-side sliding door) (GEA)	P	•	
Window Defroster – Rear (requires rear doors with glass on Cargo Van) (GFA)	P	•	

INTERIOR FEATURES			
Air Conditioning – Air Conditioning Delete; heater only (HCD)	F	F	F
– Manually controlled, with heat (HAA)	•	•	•
– Rear Heater Air Conditioning Prep Package (included with SLT and SLT+; not available with Air Conditioning Delete) (HDG)	P	P	P
Assist Handle – Rear Doors (by Mopar) (CSR)	O	O	

• = Standard.   O = Optional.   P = Available with Package noted.   F = Fleet only.



# 2025 RAM PROMASTER®

	Cargo Van	Window Van	Cutaway
STANDARD FEATURES AND OPTIONS			
CPOS	2TA/2TB 2TG/2TH	2TH	2TA/2TB 2TG/2TH

## INTERIOR FEATURES (CONTINUED)

Auxiliary Power Outlet – 12-volt, front (JJJ)	•	•	•
– 115-volt (included with Power Group on Cargo Van and Window Van; included with SLT and SLT+) (JKV)	P	P	P
– Rear (included with Power Group on Cargo Van and Window Van; included with SLT and SLT+) (JKP)	P	P	P
Auxiliary Upfitter Switches – Two (included with Upfitter’s Prep Package) (LHL)	P	P	P
Cargo Area Lighting – Ambient LED interior lighting (included with SLT and SLT+) (LHA)	P	P	P
– Incandescent (LPE)	•	•	
– LED rear cargo lamp (packaged with Convenience Group; not available with Crew Van Package) (LDB)	P	P	
Cargo Compartment Floor Mat (by Mopar®; not available with Crew Van Package) (CKL)	O		
Cargo Partition – None (CTP)	•	•	
– With sliding window (not available with Crew Van Package) (XJ1)	O		
Cargo Tie-Downs – Floor	•		
Cluster – 3.5-inch Thin Film Transistor (TFT) Black-and-White Driver Information Display (DID) (JAE)	•	•	•
– 7-inch TFT colour DID (included with Premium Convenience Group on Tradesman®, Active Driving Assist System; <sup>(2)</sup> and SLT or SLT+) (JAL)	P	P	P
Floor Mats – All-Weather (not available with passenger double seat or carpet floor mat front walk-thru; by Mopar) (CCK)	O	O	
– Premium Carpet (not available with passenger double seat; by Mopar) (CCL)	O	O	
Instrument Panel with Bright Bezels (included with SLT and SLT+) (JBD)	P	P	P
Power Door Locks – Speed-sensitive (JPH)	•	•	•
Rear Door Cargo Net (included with Storage Group) (CKR)	P	P	
Seat Belts – Orange (CGQ)	F		F
Seating Surfaces – Cloth (*A7)	•	•	•
– Leather-trimmed bucket (includes driver’s and passenger swivel seats with six-way adjust with Leather Interior Group; not available with Crew Van Package) (*AL)	P	P	P
– Vinyl (*B7)	O	O	O
Seats – Driver’s and passenger six-way adjust with two-way manual lumbar-adjust (JWB)	P	P	P
– Driver’s six-way adjust with two-way manual lumbar-adjust (JVB)	P	P	P
– Driver’s swivel (not available with vinyl bucket seats or cargo partition; included with leather-trimmed bucket seats) (CEA)	P	P	P
– Four-way manual-adjust driver’s bucket (JVA)	•	•	•
– Heated driver’s (available with driver’s six-way adjust with two-way manual lumbar-adjust seat; included with Cold Weather Group; not available with driver’s swivel seat or leather seats) (CMB)	P	P	P
– Heated passenger (requires heated driver’s seat; included in Cold Weather Group; not available with passenger swivel seat; available with passenger six-way adjust with two-way lumbar-adjust seats) (CMC)	P	P	P
– Passenger double (not available with driver’s swivel seat or passenger six-way adjust with two-way lumbar-adjust seats) (CAA)	O		
– Passenger four-way manual-adjust bucket (JWA)	P	P	P

	Cargo Van	Window Van	Cutaway
STANDARD FEATURES AND OPTIONS			
CPOS	2TA/2TB 2TG/2TH	2TH	2TA/2TB 2TG/2TH

## INTERIOR FEATURES (CONTINUED)

Seats (continued) – Passenger Seat Delete (includes deactivation of the passenger air bag <sup>(19)</sup> and deletion of the passenger seat belt mount; not available with passenger double seat or passenger six-way adjust with two-way lumbar-adjust seats) (CD9)	•	•	•
– Passenger swivel (not available with vinyl bucket seats or cargo partition; included with leather-trimmed bucket seats and Swivel Seat Group; requires driver’s swivel seat) (CHR)	P	P	P
Shelf Above Roof Trim (included with Storage Group) (CTA)	P	P	P
Spray-On Floor Liner (by Mopar) (XMF)	O	O	
Steering Column – Telescoping (SUC)	•	•	•
Steering Wheel – Leather-wrapped (included with Leather Interior Group, Cold Weather Group and Active Driving Assist System <sup>(2)</sup> ) (SCC)	P	P	P
Tire Pressure Monitoring Light (XGM)	•	•	•
Upfit Interface Connectors (included with Rear-Speaker Wiring Prep) (BC3)	•	•	•
Wall Panels – Lower-side (included with upper- and lower-side wall paneling; not available with Crew Van Package) (CMG)	O/P	O	
– Upper- and lower-side (not available with Crew Van Package) (CTE)	O		
Windows – Power with one-touch down feature (JPY)	•	•	•
– Window Guards, Rear (requires rear hinged doors with fixed glass; not available on 118-inch-wheelbase or 136-inch-wheelbase Standard Roof Cargo Vans or 136-inch-wheelbase 2500 Window Van; by Mopar) (XGC)	O	O	
Wireless Charging Pad (included with Premium Convenience Group and SLT+) (RFX)	P	P	P
Wood Floor – Rear (not available with Spray-On Floor Liner or Crew Van Package) (CME)	O	O	

## UCONNECT® MULTIMEDIA

Factory-Activation/Rear-Speaker Wiring (XAS)	F	F	F
Global Telematics Box Module (TBM) (RDG)	•	•	•
Rear-Speaker Wiring Prep (includes upfit interface connectors) (RED)	•	•	•
Uconnect 5 with 7-inch Display – Includes Apple CarPlay™ integration and Android Auto™ capability; <sup>(6)</sup> hands-free <sup>(13)</sup> phone and audio, integrated centre stack radio and SiriusXM® with 360L <sup>(10)</sup> (UEC)	•	•	•
Uconnect 5 NAV with 10.1-inch Display – Includes navigation; <sup>(15)</sup> HD radio, Apple CarPlay integration and Android Auto capability; <sup>(6)</sup> Integrated Voice Command <sup>(13)</sup> integrated centre stack and SiriusXM with 360L <sup>(10)</sup> (included with Premium Convenience Group and SLT+) (UEN)	P	P	P

## SAFETY & SECURITY

360° Surround-View Camera System <sup>(1)</sup> (included with Advanced Safety Group; requires wide power-heated mirrors or power-folding/heated mirrors) (XAK)	P	P	
Adaptive Cruise Control (ACC) with Stop and Go <sup>(2)</sup> (included with Convenience Group, Cold Weather Group, SLT and SLT+, and Active Driving Assist System <sup>(2)</sup> ) (NHZ)	P	P	P
Air Bags <sup>(19)</sup> – Driver’s and front-passenger (CGW)	•	•	•
– Supplemental front-seat side (CJ1)	•	•	•
– Supplemental side-curtain front (CJ4)	•	•	•

• = Standard.   O = Optional.   P = Available with Package noted.   F = Fleet only.

2025 RAM PROMASTER®

STANDARD FEATURES AND OPTIONS	Cargo Van	Window Van	Cutaway
CPOS	2TA/2TB 2TG/2TH	2TH	2TA/2TB 2TG/2TH
<b>SAFETY &amp; SECURITY (CONTINUED)</b>			
Blind-Spot Monitoring (BSM) <sup>(2)</sup> and Rear Cross-Path Detection System <sup>(2)</sup> (included with roll-up rear door on Super-High Roof models, SLT+ and Safety Group; requires power-heated mirrors or power-folding/heated mirrors) (XAN)	P	P	
Drowsy-Driver Detection System <sup>(2)</sup> (XNM)	•	•	•
Full-Speed Forward Collision Warning Plus <sup>(2)</sup> with Pedestrian/Cyclist Emergency Braking <sup>(4)</sup> (LSU)	•	•	•
Intelligent Speed Assist (ISA) <sup>(2)</sup> (included with Safety Group and SLT+) (NH4)	P	P	P
Lane Departure Warning Plus <sup>(2)</sup> (included with Safety Group and SLT+) (LAS)	P	P	P
Multi-Collision Braking (BNA)	•	•	•
Parallel and Perpendicular Park and Unpark Assist <sup>(2)</sup> (included with Advanced Safety Group, SLT and SLT+; requires front fog lamps or front LED fog lamps) (XPK)	P	P	
Park-Sense® Front/Rear Park Assist <sup>(2)</sup> (included with Safety Group and SLT+; requires front fog lamps or front LED fog lamps; not available with Parallel and Perpendicular Park and Unpark Assist <sup>(2)</sup> ) (XAG)	P	P	
Park-Sense Rear Park Assist <sup>(2)</sup> (included with Premium Convenience Group on Tradesman®; not available with Park-Sense Front/Rear Park Assist <sup>(2)</sup> or Parallel and Perpendicular Park and Unpark Assist <sup>(2)</sup> ) (XAA)	O/P	O/P	
ParkView® Rear Back-Up Camera <sup>(2)</sup> with Dynamic Grid Lines (not available with 360° Surround-View Camera System <sup>(1)</sup> ) (XAC)	•	•	
ParkView Rear Back-Up Camera Kit <sup>(2)</sup> (XA3)			•
Rearview Auto-Dimming Digital Display Mirror (included with Safety Group and SLT+) (GRG)	P	P	P
Remote Keyless Entry (GXM)	•	•	•
Remote Proximity Keyless Entry (included with Premium Convenience Group and SLT+; requires Park-Sense Rear Park Assist <sup>(2)</sup> Park-Sense Front/Rear Park Assist <sup>(2)</sup> or Parallel and Perpendicular Park and Unpark Assist <sup>(2)</sup> on Cargo Van and Window Van) (GXD)	P	P	P
Remote Start System (included with SLT and SLT+) (XBM)	P	P	P
Security Alarm <sup>(20)</sup> (included with SLT and SLT+) (LSA)	P	P	P
Traffic Sign Recognition System <sup>(5)</sup> (SJB)	•	•	•
– Traffic Sign Information <sup>(5)</sup> (included with Premium Convenience Group and SLT+) (SJF)	P	P	P

PACKAGES/EQUIPMENT GROUPS

Advanced Safety Group – Includes Active Driving Assist System <sup>(2)</sup> on all SLT and SLT+ models, 360° Surround-View Camera System <sup>(1)</sup> and Parallel and Perpendicular Park and Unpark Assist <sup>(2)</sup> on Cargo Van and Window Van (requires wide heated mirrors or power-folding/heated mirrors) (ALP)	O	O	O
--	---	---	---

STANDARD FEATURES AND OPTIONS	Cargo Van	Window Van	Cutaway
CPOS	2TA/2TB 2TG/2TH	2TH	2TA/2TB 2TG/2TH
<b>PACKAGES/EQUIPMENT GROUPS (CONTINUED)</b>			
Ambient LED Interior Lighting (included with SLT and SLT+) (LHA)	P	P	P
Black Appearance Package – Includes Black exterior badging, Black RAM grille badge and 16-inch Black-painted aluminum wheels (available on SLT+ only) (AMQ)	O	O	O
Cold Weather Group – Includes 220-amp alternator, heated driver’s and passenger seats with six-way manual-adjust and two-way lumbar-adjust, heated windshield, rain-sensitive windshield wipers, Auto High-Beam Headlamp Control, heated steering wheel, Adaptive Cruise Control (ACC) with Stop and Go, <sup>(2)</sup> and leather-wrapped steering wheel (not available on all models) (AD7)	O	O	O
Convenience Group – Includes front fog lamps and ACC with Stop and Go <sup>(2)</sup> (adds wide power-heated mirrors on Cutaway models; adds power-folding and heated mirrors and rear cargo LED lamp on Cargo Van and Window Van) (AJK)	O	O	O
Crew Van Package – Includes Mopar® Crew Van Kit, driver’s-side second-row fixed window, passenger sliding door with window and second-row bench seat (provides seating for up to five including driver; up to six passengers with front-passenger double seat; restrictions apply; not available on all models; requires High Roof or Super-High Roof) (AAF)	O		
Leather Interior Group – Includes Black/Grey leather-trimmed driver’s and passenger bucket and swivel seats and leather-wrapped steering wheel (available on SLT and SLT+) (AJD)	O	O	O
Power Group – Includes 220-amp alternator, 100-amp battery, 12-volt rear auxiliary power outlet and 115-volt auxiliary power outlet (available on Tradesman) (ATT)	O	O	
Premium Convenience Group – Includes Remote Proximity Keyless Entry, wireless charging pad, rain-sensitive windshield wipers, 7-inch Thin Film Transistor (TFT) colour cluster, automatic headlamps, Auto High-Beam Headlamp Control, Uconnect® 5 NAV with 10.1-inch display, Traffic Sign Information <sup>(5)</sup> and Park-Sense Rear Park Assist <sup>(2)</sup> (requires ACC with Stop and Go <sup>(2)</sup> ) (ADK)	O	O	O
Safety Group – Includes rearview auto-dimming digital display mirror, Park-Sense Front/Rear Park Assist, <sup>(2)</sup> ISA, <sup>(2)</sup> Lane Departure Warning Plus <sup>(2)</sup> and BSM <sup>(2)</sup> and Rear Cross-Path Detection System <sup>(2)</sup> (available on Tradesman and SLT) (AJ1)	O	O	
Storage Group – Includes underseat storage tray, cargo net, and shelf above roof trim on Cargo Van and Window Van (deletes cargo net on Cutaway) (ALV)	O	O	O
Swivel Seat Group – Includes driver’s and passenger swivel seats with six-way manual-adjust, two-way lumbar-adjust and armrest (available on SLT and SLT+) (AFD)	O	O	O
Upfitter’s Prep Package – Includes two auxiliary switches and upfitter electronic module (Vehicle System Interface Module (VSIM)) (AZ3)	O	O	O

• = Standard.   O = Optional.   P = Available with Package noted.   F = Fleet only.

2025 RAM 1500



SELECT FEATURES

3.6L Pentastar™ V6 Variable Valve Timing (VVT) engine with eTorque/8-speed Automatic transmission

Air conditioning – Manual

Axle – 3.21 ratio

Battery – 730-amp

Cluster – Instrument, with 3.5-inch display screen for the Driver Information Display (DID)

Fuel tank – 87-litre, 98.4-litre or 124.9-litre (23-, 26- or 33-US gallon)

Headlamps – Automatic, quad-lens halogen with incandescent taillamps

Mirrors – 6x9-inch

Seats – 40/20/40 split-bench front with folding front armrest/cup holder and folding rear bench

Steering – Electronic, rack and pinion

Styled steel wheels – 18x7.5-inch painted steel

Suspension – Front, upper and lower A-arms, coil springs, twin-tube shocks with Frequency Response Damping

– Rear, five-link, coil springs, twin-tube shocks with Frequency Response Damping

Tires – P18-inch BSW All-Season (A/S)

Transfer case – Electronic, part-time (4x4 models only)

Windows – Power; one-touch up/down driver’s and front-passenger

SAFETY & SECURITY

Air bags<sup>(19)</sup> – Advanced multistage front

– Supplemental front-seat side-mounted

– Supplemental side-curtain

Brakes – Power-assisted four-wheel antilock disc

Electronic parking brake

Electronic Stability Control (ESC)<sup>(3)</sup> – Includes four-wheel Antilock Brake System, Brake Assist, All-Speed Traction Control, Rain Brake Support, Ready Alert Braking, Electronic Roll Mitigation, Hill Start Assist and Trailer Sway Control

ParkView® Rear Back-Up Camera<sup>(2)</sup>

Rear-seat reminder alert

Tailgate-ajar warning lamp

Tire Pressure Fill Alert System

Tire Pressure Monitor

AVAILABLE FLEET FEATURES

115-volt auxiliary power outlet (Available on Tradesman® and Big Horn®)

Blind-Spot Monitoring (BSM)<sup>(2)</sup> and Rear Cross-Path and Trailer Detection System<sup>(2)</sup> (Available on Tradesman and Big Horn)

Cloth bench seating and carpet floor covering (Available on Tradesman)

Fog lamps (Available on Tradesman)

LED bed lighting (Available on Tradesman and Big Horn)

Mopar® Under-Rail Bedliner (Available on Tradesman and Big Horn)

Park-Sense® Front and Rear Park Assist with Rear Park-Sense Stop<sup>(2)</sup> (Available on Tradesman)

Power Driver’s Seat Group (Available on Tradesman)

Rear window defroster (Available on Tradesman)

Snow Plow Prep Group

ENGINES	HORSEPOWER	TORQUE
3.6L Pentastar V6 VVT with eTorque	305	269
3.0L Hurricane SO Twin-Turbo I-6	420	469
3.0L Hurricane HO Twin-Turbo I-6	540	521


FUEL ECONOMY, <sup>(17)</sup> L/100 km (mpg)	
Fuel Economy	City/Hwy
– 3.6L Pentastar V6 VVT with eTorque (4x4)	12.2 (23)/9.7 (29)
– 3.0L Hurricane SO Twin-Turbo I-6	14 (20)/9.8 (29)
– 3.0L Hurricane HO Twin-Turbo I-6	15.7 (18)/11.5 (25)

TOWING, kg (lb)	
Maximum – V6	3674 (8100)
– 3.0L Hurricane SO Twin-Turbo I-6	5243 (11,560)
– 3.0L Hurricane HO Twin-Turbo I-6	4872 (10,740)



# 2025 RAM 1500

## EXTERIOR PAINT COLOURS\*



\*Selections may not be available on all trim levels/models and may be limited/restricted based on availability.

EXTERIOR DIMENSIONS, mm (in)			
	Quad Cab®	Crew Cab	
Model	4WD	4WD	
Box Length	6'4"	5'7"	6'4"
Wheelbase (nominal)	3569 (140.5)	3672 (144.6)	3898 (153.5)
Front Track	1741 (68.5)	1741 (68.5)	1741 (68.5)
Rear Track	1729 (68.1)	1729 (68.1)	1729 (68.1)
Overall Length	5814 (228.9)	5916 (232.9)	6142 (241.8)
Overall Width	2084 (82.1)	2084 (82.1)	2084 (82.1)
Overall Height	1973 (77.7)	1971 (77.6)	1968 (77.5)
Axle (front / rear)	208 (8.2) / 221 (8.7)	209 (8.2) / 220 (8.7)	207 (8.1) / 220 (8.6)
Open Tailgate to Ground	875 (34.4)	872 (34.3)	871 (34.3)
Pickup Body Height	545 (21.4)	543 (21.4)	545 (21.4)
Approach Angle, degrees	18.9	19	18.9
Departure Angle, degrees	25	24.9	24.9
Ramp Breakover Angle without Skid Plate, degrees	19.9	19.5	18.7
Ground Clearance without Skid Plate	221 (8.7)	222 (8.7)	220 (8.6)

INTERIOR DIMENSIONS, mm (in)		
	Quad Cab	Crew Cab
Headroom (front / rear)	1038 (40.9) / 995 (39.2)	1038 (40.9) / 1011 (39.8)
Legroom (front / rear)	1040 (40.9) / 903 (35.6)	1040 (40.9) / 1147 (45.2)
Shoulder Room (front / rear)	1676 (66) / 1668 (65.7)	1676 (66) / 1670 (65.7)
Hip Room (front / rear)	1610 (63.4) / 1610 (63.4)	1610 (63.4) / 1610 (63.4)
Seat Travel	220 (8.7)	220 (8.7)
Interior Volume (front / rear), cu m (cu ft)	1.8 (63.9) / 1.5 (53.3)	1.8 (63.9) / 1.9 (68.5)

RAM CARGO BOXES, mm (in)		
	5'7" Box	6'4" Box
SAE Volume, cu m (cu ft)	1.5 (53)	1.7 (61.5)
Length at Floor, tailgate closed	1711 (67.4)	1937 (76.3)
Cargo Width	1687 (66.4)	1687 (66.4)
Distance between Wheelhouses	1295 (51)	1295 (51)
Depth	543 (21.4)	545 (21.5)
Tailgate Opening Width	1525 (60)	1525 (60)

# 2025 RAM 1500

STANDARD FEATURES AND OPTIONS	Tradesman®	Big Horn®	Sport	Rebel®	Laramie®	Limited	Limited Longhorn™	Tungsten
CPOS	A	Z/R	L	W	H	M	K	V

## ENGINES / TRANSMISSIONS

3.6L Pentastar™ V6 Variable Valve Timing (VVT) with eTorque/8-speed Automatic (ERG/DFT)	•	•						
3.0L Hurricane Standard-Output (SO) Twin-Turbo I-6/8-speed Automatic (EFH/DFR)	O	O	•	•	•			
3.0L Hurricane High-Output (HO) Twin-Turbo I-6/8-speed Automatic (EFC/DFR)						•	•	•
Body Model – Crew Cab 5'7"-box (98)	O	O		•	•	•	•	•
– Crew Cab 6'4"-box (91)	O	O			O	O	O	
– Quad Cab® 6'4"-box - 140.5-inch wheelbase (41)	•	•						
Drive System – 4x4 (6)	O	O		•	O	•	•	•

## MECHANICAL FEATURES

Battery – 730-amp (BCN)	•	•						
– 700-amp (included with EFH) (BCV)	P	P		•	•	•	•	•
Fuel Fill – Capless with secondary seal (XJM)	•	•		•	•	•	•	
Fuel Tank – 87-litre (23-US gallon; standard with 3.6L Pentastar V6 Quad Cab) (NF5)	•	•						
– 98.4-litre (26-US gallon) (NFW)	•/P	•/P		•	•			
– 124.9-litre (33-US gallon; requires H1, H2, X1, X2, P1 or P2 Group; Crew Cab only) (NFF)	O	O		O	O	•	•	•
Grille Shutters – Active (MDX)	•	•		•	•	•	•	•
Rear Axle – 3.21 ratio (DMC)	•/P	•			•			
– 3.55 ratio (included with EFH on Tradesman and Big Horn 4x4 models) (DMD)	•/O/P	•/O/P			•			
– 3.92 ratio (requires EFH for Tradesman and Big Horn models) (DMH)	O	O		•	O	•	•	•
– Antispin differential (included with Night Edition) (DSA)	O/P	O/P			O/P	•	•	•
– Electronic locking differential (available only on 3.92 axle ratio; included with Off-Road Group and Warlock Package; 4x4 only) (DSH)	O/P	O/P		•	O/P	O/P	O/P	O/P
Shock Absorbers – Front, heavy-duty (SFB)	•	•			•	•	•	•
– Bilstein® shocks (included with Warlock Package) (SFC)	P			•				
– Off-road (included with Off-Road Group) (SFD)	P	P			P	P	P	P
– Rear, heavy-duty (SGB)	•	•			•	•	•	•
– Bilstein shocks (included with Warlock Package) (SGC)	P			•				
– Off-road (included with Off-Road Group) (SGD)	P	P			P	P	P	P
Steering – Electronic power (rack and pinion) (SBL)	•	•		•	•	•	•	•
Suspension – Active-Level™ Four-Corner Air Suspension System (requires H1, H2, X1, X2, P1 or P2 Group; not available with 3.6L Pentastar V6 (Crew Cab only)) (SER)		O		O	O	•	•	•
– Front, upper and lower A-arms, coil springs, twin-tube shocks	•	•		•	•			
– Rear, five-link, coil springs, twin-tube shocks	•	•		•	•			
Transfer Case (4x4 only) – Electronic on-demand (DH8)		•		•	•	•	•	•
– Electronic part-time (DH9)	•							

STANDARD FEATURES AND OPTIONS	Tradesman®	Big Horn®	Sport	Rebel®	Laramie®	Limited	Limited Longhorn™	Tungsten
CPOS	A	Z/R	L	W	H	M	K	V

## EXTERIOR FEATURES

Air Dam – Active (not available with air suspension on Big Horn and Laramie) (MXB)	•	•			•	•	•	•
– Fixed (MXA)	•	•		•	•	•	•	•
Antenna – Shark-fin (AM/FM/SXM <sup>(3)</sup> /GPS) (RD3/JLP)	•	•		•	•	•	•	•
Bed Rail Caps – Black	•	•		•	•	•	•	•
Bedliner – Spray-in (included with Bed Utility Group) (XMF/AA1)	P	P		P	P	•	•	•
– Spray-In Delete (XM9)						O	O	O
Bodyside Mouldings – Chrome (not available with Night Edition) (MJB)						•		
– Tungsten (MHH)								•
Bumpers – Black powder-coated (MC6/MB5)				•				
– Body-colour-painted full front fascia and Body-colour-painted rear bumper (MBL/MBQ)								•
– Chrome (MCT/MBF)	P	•			•	•	•	
– Front and rear, Black (MB1/MBN)	•							
– Painted Body-colour (included with Sport Appearance Package, Night Edition and Body-Colour Bumper Group) (MBP/MBQ)	P	P			P	P	P	
Daylight Opening Mouldings – Black (included with Night Edition) (MMR)	•	•		•	•	P		
– Chrome (MMF)						•	•	•
Door Handles – Black moulded-in-colour (MNA)	•	•		•				
– Body-colour (included with Sport Appearance Package) (MNK)		P			•	•	•	•
– Gloss Black-painted (included with X2 Group and Night Edition) (MNV)		P		P	P	P		
Exhaust – Dual, Black tips (included with EFH on Tradesman, Warlock Package and Night Edition) (NEP)	P	P		•	P	P		
– Dual, Bright tips (included with EFH) (NER)	P	P			•	•	•	•
– Single	•	•						
Fog Lamps – LED (included with Sport Appearance Package, Warlock Package and Night Edition on Tradesman) (LNV)	P	•		•	•	•	•	
– Premium LED (LNT)								•
Glass – Acoustic laminated glass (front door) (GAQ)	•	•		•	•	•	•	•
– Privacy glass/deep-tint sunscreen (rear door) (GEG)	•	•		•	•	•	•	•
– Tinted windows (GAC)	•	•		•	•	•	•	•
Grille – Black surround, Black insert	•							
– Black surround, Black insert with Black Ram letters (included with Night Edition)	P	P			P			
– Body-colour surround, Black insert with Chrome Ram letters (included with Sport Appearance Package)	P	P			P			
– Chrome surround, Black insert with Chrome Ram letters	P	•						
– Chrome surround, Chrome billet insert with Chrome Ram letters					•			
– Unique Black Rebel grille				•				
– Unique Limited Black-painted grille (included with Night Edition)						P		

2025 RAM 1500

STANDARD FEATURES AND OPTIONS	Tradesman®	Big Horn®	Sport	Rebel®	Laramie®	Limited	Limited Longhorn™	Tungsten
CPOS	A	Z/R	L	W	H	M	K	V
EXTERIOR FEATURES (CONTINUED)								
Grille (continued) – Unique Limited Chrome surround, Chrome insert with Chrome Ram letters						•	•	
– Unique Tungsten Chrome surround with Chrome inserts								•
Headlamps – Auto High-Beam Headlamp Control (LMS)	•	•		•	•	•	•	•
– Automatic (day/night sensor) (LMG)	•	•		•	•	•	•	•
– Bi-functional LED projector headlamps (LM6)						•	•	•
– Dark internal headlamp bezels (included with Night Edition) (MFA)	•	P		•	P	P		
– LED reflector headlamps (LM3)	•	•		•	•			
Lighting – Cargo box Centre High-Mounted Stop Lamp (CHMSL) (LPE)	•	•		•	•	•	•	
– Cargo box LED CHMSL (included with Technology Group and M1 Group) (LPH)		P		P	P	P	P	•
– LED bed lighting (included with tonneau cover and Bed Utility Group) (LPL)	P	P		•	•	•	•	•
Mirrors, Exterior – 6x9-inch, powered, Black moulded-in-colour, manual-folding, heated, convex wide-angle insert (GT6)	•	•		•				
– 6x9-inch, powered, Black moulded-in-colour, power-folding, heated, auto-dimming, convex wide-angle insert; includes exterior courtesy lamps and supplemental turn signal (included with H1, H2 and X1 Groups) (GUK)		P		P				
– 6x9-inch, powered, Chrome, power-folding, heated, auto-dimming, multifunctional, convex wide-angle insert; includes exterior courtesy lamps, supplemental turn signal and position memory (GU4)					•	•	•	•
– 6x9-inch, powered, Gloss Black-painted, premium power-folding, heated, auto-dimming, multifunctional, convex wide-angle insert; includes exterior courtesy lamps, supplemental turn signal and position memory (included with X2 Group, Sport Appearance Package and Night Edition) (GT4)		P		P	P	P		
– 7x11-inch trailer-tow, powered, Black, heated, multifunctional; includes exterior courtesy lamps, supplemental turn signal, auto-dimming, power-folding, power-telescoping, clearance/running lights, Forward and Reverse utility lights, and position memory (included with Trailer-Tow Group if equipped with X2 Group, Sport Appearance Package or Night Edition) (GP1)				P	P	P		
– 7x11-inch trailer-tow, powered, Black moulded-in-colour, heated, manual-folding; includes exterior courtesy lamps, clearance/running lights and supplemental turn signal (included with Trailer-Tow Group) (GPG)	P	P		P				
– 7x11-inch trailer-tow, powered, Chrome, heated, multifunctional; includes exterior courtesy lamps, supplemental turn signal, auto-dimming, power-folding, power-telescoping, clearance/running lights, Forward and Reverse utility lights, and position memory (included with Trailer-Tow Group) (GP2)					P	O	O	O
Paint – Monotone (APA)	•	•		O	•	•	•	•
– Two-tone (APD)				•				
Skid Plates – Electronic power steering (included with Warlock Package, Protection Group and Off-Road Group) (XJ2)	P	P		•	P	P	P	P
– Front suspension (included with Warlock Package, Protection Group and Off-Road Group) (XEU)	P	P		•	P	P	P	P
– Fuel tank (included with Warlock Package, Protection Group and Off-Road Group) (XEE)	P	P		•	P	P	P	P
– Transfer case (included with Warlock Package, Protection Group and Off-Road Group) (XEF)	P	P		•	P	P	P	P

STANDARD FEATURES AND OPTIONS	Tradesman®	Big Horn®	Sport	Rebel®	Laramie®	Limited	Limited Longhorn™	Tungsten
CPOS	A	Z/R	L	W	H	M	K	V
EXTERIOR FEATURES (CONTINUED)								
Side Steps/Running Boards – Bed step, deployable (included with Bed Utility Group) (MDN/MD1)	P	P		P	P	P	P	P
– Black Side Running Boards, Cab-Length (Mopar®; requires L1, X1 or X2 Group or Night Edition) (MRU)	O	O		O	O			
– Chrome side steps, wheel-to-wheel (not available with Night Edition; requires H1, H2, P1 or P2 Group) (MRA)		O			O			
– Running boards, power-deployable (requires P2 Group) (MY7)					O	•	•	•
Sport Performance Hood (included with Sport Appearance Package and Night Edition) (MGB)				•	P	P		
Storage – Bed divider (included with Bed Utility Group if equipped with RamBox® System) (CKX)		P		P	P	P	P	P
– RamBox System (available with 5'7"-box model only; requires H1, H2, X1, X2, P1 or P2 Group) (XB9)		O		O	O	•	•	•
Tailgate – Fully damped/assisted tailgate (MWD)	•	•		•	•	•	•	•
– LED hitch lamp in tailgate (LNK)	•	•		•	•	•	•	•
– Multifunction tailgate (requires spray-in bedliner and H1 or H2 Group) (MWK)		O		O	O	O	O	O
– Power up/down tailgate (included with X2 or P2 Group) (JRC)				P	P	•	•	•
– Power-release tailgate (included with H2, X1 and P1 Groups and multifunction tailgate) (JKR)		P		P	P	P	P	
– Standard, locking (XJJ)	•	•		•	•	•	•	•
– Tailgate-ajar warning lamp (LAN)	•	•		•	•	•	•	•
Taillamps – Black taillamp bezels (included with Night Edition) (LTG)	•	P		•	P	P		
– Chrome taillamp bezels (LTM)								•
– Incandescent (LA6)	•	•		•	•			
– Premium LED (LAY)						•	•	•
Tie-Downs – Lower, fixed (four) (CKT)	•	•		•	•	•	•	•
Tires – LT275/65R18C OWL On-/Off-Road (included with Off-Road Group) (TCP)	F/P	F/P						
– 275/65R18 BSW All-Season (A/S) (TUM)	•	•						
– LT275/70R18E OWL All-Terrain (A/T) (included with Warlock Package) (TT6)	P			•				
– 275/55R20 OWL A/S (included with Sport Appearance Package and Night Edition) (TUB)	P	O/P			P	•	•	
– 275/55R20 BSW A/S (TTH)		O/P			•			
– 275/55R20 BSW A/T (included with Off-Road Group if equipped with 20-inch wheels) (TXP)	P	P			P	P	P	
– 285/45R22XL BSW A/S (included with 22-inch wheel offerings) (TAR)					P	P	P	•
– 285/45R22XL BSW A/T (included with Off-Road Group if equipped with 22-inch wheels) (TXR)					P	P	P	P
– Spare tire - Full-size temporary-use (TBS)	•	•			•	•	•	
– Spare tire - Full-size with matching wheel (TBW)								•
– Spare tire - Full-size (included with Off-Road Group and Warlock Package) (TBB)	P	P		•	P	P	P	P
Tonneau Cover – Tri-fold, soft; includes bed lighting (included with M1 Group) (CS7)	O	O		O	O	P	P	•
Tow Hooks – Front, Black (included with Warlock Package, Protection Group and Off-Road Group) (XEA)	P	P		•	P	•	•	
Trailer Tow – Class IV hitch receiver (included with H1 and H2 Groups, Trailer-Tow Group and Towing Technology Group) (XFH)	•	•		•	•	•	•	•
– Four-/seven-pin connector (XFK)	•	•		•	•	•	•	•

• = Standard.   O = Optional.   P = Available with Package noted.   F = Fleet only.



2025 RAM 1500

STANDARD FEATURES AND OPTIONS	Tradesman®	Big Horn®	Sport	Rebel®	Laramie®	Limited	Limited Longhorn™	Tungsten
CPOS	A	Z/R	L	W	H	M	K	V
EXTERIOR FEATURES (CONTINUED)								
Wheel Flares – Monotone Body-colour (MML)		•			•	•	•	•
– Off-road (MMQ)				•				
Wheel Well Liners – Front (MHR)	•	•		•	•	•	•	•
– Rear (MWH)		•/P		•	•	•	•	•
Wheels – 18x7.5-inch painted steel (WBF)	•							
– 18x8-inch painted aluminum (WBB)	O/P	•						
– 18x8-inch Black-painted aluminum (included with Warlock Package and Night Edition) (WBP)	P							
– 18x8-inch Mid-Gloss Black-painted aluminum (WBL)				•				
– 20x9-inch polished/painted aluminum (included with Sport Appearance Package) (WRF)	O/P							
– 20x9-inch Chrome-clad aluminum (WRK)		O						
– 20x9-inch Chrome-clad aluminum (WRD)		O						
– 20x9-inch Chrome-clad aluminum (WRH)		O						
– 20x9-inch Black-painted-clad aluminum (included with Night Edition) (WRN)		P						
– 20x9-inch premium painted, polished aluminum (WRL)					•			
– 20x9-inch premium painted, polished aluminum (WRM)						•	•	
– 22x9-inch Black-painted aluminum (included with Night Edition; available with Sport Appearance Package on Laramie) (WPH)			O/P		O/P			
– 22x9-inch premium painted, polished aluminum (WPG)						O	O	
– 22x9-inch Black-painted aluminum (included with Night Edition) (WPD)						P		
– 22x9-inch painted, polished aluminum with inserts (WPA)								•
Wheels, Spare – 18-inch steel (W1C)	•	•		•	•	•	•	
– 18-inch aluminum (W1F)								
– 20-inch aluminum (included with Off-Road Group if equipped with 22-inch wheels) (W1J)					P	P	P	P
– Matching 22-inch aluminum (WKB)								•
Windshield Wipers – Rain-sensitive (included with X2, P1 and P2 Groups) (JHC)				P	P	•	•	•
– Variable/intermittent (JHA)	•	•		•	•	•	•	•
INTERIOR FEATURES								
Air Conditioning – Dual-Zone Automatic Temperature Control (included with H2 Group) (HAF)		P		•	•	•	•	•
– Manual Temperature Control (HAA)	•	•						
Clusters – Four-gauge with 3.5-inch colour Driver Information Display (DID) (JAK)	•	•						
– Head-Up Display (included with Technology Group and M1 Group) (LBK)		P		P	P	P	P	•
– Premium, 12-inch colour digital DID (included with P2 Group) (JAN)				•	P	•	•	•
– Six-gauge with 7-inch colour DID (included with Active Driving Assist System; <sup>(2)</sup> Warlock Package and H2 Group) (JAL)	P	P			•			
Console, Floor – Full console with leather-wrapped shifter (included with G/T Package and Rebel X) (CUC)				P				

STANDARD FEATURES AND OPTIONS	Tradesman®	Big Horn®	Sport	Rebel®	Laramie®	Limited	Limited Longhorn™	Tungsten
CPOS	A	Z/R	L	W	H	M	K	V
INTERIOR FEATURES (CONTINUED)								
Console, Floor (continued) – Full console with sliding storage with bombay door and premium, leather-wrapped lid with hard badge (CM5)						•	•	•
– Full console with sliding storage and wrapped lid (included with bucket seats) (CUF)		P						
– Full console with sliding storage and wrapped lid with embossed logo (included with bucket seats) (CUP)				•	P			
Console, Overhead – Base (CUN)	•	•						
– Premium (included with H2 Group) (CUS)		P		•	•	•	•	•
Floor Mats, Front and Rear – Carpet (included with L1 Group, Sport Appearance Package and Night Edition) (CLE)	P	•			•			
– Luxury (CLX)						•	•	•
– Rubber (Mopar®; included with Warlock Package) (CLF)	O/P	O		•	O			
Flooring – Carpet, base (included with L1 Group, Sport Appearance Package and Night Edition) (CKE)	•	•		•	•	•	•	•
– Vinyl (includes rear in-floor storage bins on Crew Cab) (CKJ)	F							
Keyless Enter 'n Go™ – Passive (included with X2 Group) (GXD)				P	•	•	•	•
Memory – Driver's only; seat, exterior mirrors, power-adjust pedals, radio presets (included with X2 Group and G/T Package) (LEQ)				P	•	•	•	•
Mirror, Interior Rearview – Auto-dimming, day/night (included with H1 and H2 Groups) (GNK)		P		•	•	•	•	
– Auto-dimming, digital display (included with Technology Group and M1 Group) (GRG)		P		P	P	P	P	•
– Manual day/night (GNA)	•	•						
Pedals – Fixed (XA8)	•	•		•				
– Power-adjust (included with H1, H2 and X1 Groups) (XAP)		P		P				
– Power-adjust with memory (included with X2 Group) (XAM)				P	•	•	•	•
Seats – Cloth front bench - 40/20/40 split-bench, four-way manual driver's (fore/aft, seatback recline), four-way manual passenger (fore/aft, seatback recline), four-way manual passenger (fore/aft, seatback recline), four-way manual-adjust head restraints <sup>(21)</sup> (up/down, fore/aft), outboard positions only, map pocket (back of outboard seats); rear seats, 60/40 split-folding bench, outboard head restraints <sup>(21)</sup> manual dump feature (included with L1 Group and Warlock Package) (*E1)	P	•						
– Cloth front bucket - Eight-way power driver's (fore/aft, up/down, cushion tilt, seatback recline), four-way power driver's lumbar (fore/aft, up/down), four-way manual passenger (fore/aft, seatback recline), four-way manual-adjust head restraints <sup>(21)</sup> (up/down, fore/aft), outboard positions only, full-length floor console with two front and two rear cup holders, map pocket (back of outboard seats); rear seats, 60/40 split-folding bench, outboard head restraints <sup>(21)</sup> manual dump feature (requires H1 or H2 Group; included with Sport Appearance Package and Night Edition) (*T9)		O/P						
– Leather-trimmed bucket - Eight-way power driver's/passenger (fore/aft, up/down, cushion tilt, seatback recline), four-way power driver's/passenger lumbar (fore/aft, up/down), four-way manual-adjust head restraints <sup>(21)</sup> (up/down, fore/aft), outboard positions only, map pocket (back of outboard seats); rear seats, 60/40 split-folding bench, outboard head restraints <sup>(21)</sup> manual dump feature (requires X2 Group) (*TL)				O				

• = Standard.    O = Optional.    P = Available with Package noted.    F = Fleet only.

2025 RAM 1500								
STANDARD FEATURES AND OPTIONS								
CPOS	Tradesman®	Big Horn®	Sport	Rebel®	Laramie®	Limited	Limited Longhorn™	Tungsten
	A	Z/R	L	W	H	M	K	V
INTERIOR FEATURES (CONTINUED)								
Seats (continued) – Leather-trimmed front bench - 40/20/40 split-bench, eight-way power driver’s (fore/aft, up/down, cushion tilt, seatback recline), eight-way power passenger (fore/aft, up/down, cushion tilt, seatback recline), four-way power driver’s lumbar (fore/aft, up/down), four-way power passenger lumbar (fore/aft, up/down), driver’s memory, heated outboard seating positions, ventilated outboard seating positions, heated steering wheel, four-way manual-adjust head restraints <sup>(21)</sup> (up/down, fore/aft), outboard positions only, map pocket (back of outboard seats); rear seats, 60/40 split-folding bench with manual recline and centre 20-percent fold-down console, outboard head restraints <sup>(21)</sup> manual dump feature, heated rear seat (*DP)					•			
– Leather-trimmed front bucket - Eight-way power driver’s (fore/aft, up/down, cushion tilt, seatback recline), eight-way power passenger (fore/aft, up/down, cushion tilt, seatback recline), four-way power driver’s lumbar (fore/aft, up/down), four-way power passenger lumbar (fore/aft, up/down), driver’s memory, heated outboard seating positions, ventilated outboard seating positions, heated steering wheel, four-way manual-adjust head restraints <sup>(21)</sup> (up/down, fore/aft), outboard positions only, full-length floor console with leather-wrapped shifter, two front and two rear cup holders, map pocket (back of outboard seats); rear seats, 60/40 split-folding bench with manual recline and centre 20-percent fold-down console, outboard head restraints <sup>(21)</sup> manual dump feature (included with G/T Package) (*W8)				P				
– Leather-trimmed front bucket - Eight-way power driver’s (fore/aft, up/down, cushion tilt, seatback recline), eight-way power passenger (fore/aft, up/down, cushion tilt, seatback recline), four-way power driver’s lumbar (fore/aft, up/down), four-way power passenger lumbar (fore/aft, up/down), driver’s memory, heated outboard seating positions, ventilated outboard seating positions, heated steering wheel, four-way manual-adjust head restraints <sup>(21)</sup> (up/down, fore/aft), outboard positions only, full-length floor console with two front and two rear cup holders, map pocket (back of outboard seats); rear seats, 60/40 split-folding bench with manual recline and centre 20-percent fold-down console, outboard head restraints <sup>(21)</sup> manual dump feature, heated rear seat (three adjustment levels each; requires P1 or P2 Group; included with Sport Appearance Package and Night Edition) (*GJ)					O/P			
– Premium leather with filigree front bucket - Eight-way power driver’s (fore/aft, up/down, cushion tilt, seatback recline), eight-way power passenger (fore/aft, up/down, cushion tilt, seatback recline), four-way power driver’s lumbar (fore/aft, up/down), four-way power passenger lumbar (fore/aft, up/down), driver’s memory, heated outboard seating positions, ventilated outboard seating positions, heated steering wheel, four-way manual-adjust head restraints <sup>(21)</sup> (up/down, fore/aft), outboard positions only, full-length floor console with two front and two rear cup holders, map pocket (back of outboard seats); rear seats, 60/40 split-folding bench with manual recline and centre 20-percent fold-down console, outboard head restraints <sup>(21)</sup> manual dump feature, heated rear seat (three adjustment levels each), ventilated rear seat (three adjustment levels each) (*XJ)							•	
STANDARD FEATURES AND OPTIONS								
CPOS	Tradesman®	Big Horn®	Sport	Rebel®	Laramie®	Limited	Limited Longhorn™	Tungsten
	A	Z/R	L	W	H	M	K	V
INTERIOR FEATURES (CONTINUED)								
Seats (continued) – Premium leather with quilting front bucket - Eight-way power driver’s (fore/aft, up/down, cushion tilt, seatback recline), eight-way power passenger (fore/aft, up/down, cushion tilt, seatback recline), four-way power driver’s lumbar (fore/aft, up/down), four-way power passenger lumbar (fore/aft, up/down), driver’s memory, heated outboard seating positions, ventilated outboard seating positions, heated steering wheel, four-way manual-adjust head restraints <sup>(21)</sup> (up/down, fore/aft), outboard positions only, full-length floor console with two front and two rear cup holders, map pocket (back of outboard seats); rear seats, 60/40 split-folding bench with manual recline and centre 20-percent fold-down console, outboard head restraints <sup>(21)</sup> manual dump feature, heated rear seat (three adjustment levels each) (*SJ)						•		
– Ultra premium leather front bucket - 24-way power driver’s (adjust), 24-way power passenger (adjust), massage feature for driver’s and front-passenger seats, driver’s memory, heated outboard seating positions, ventilated outboard seating positions, heated steering wheel, four-way power-adjust head restraints <sup>(21)</sup> (up/down, fore/aft), outboard positions only, full-length floor console with two front and two rear cup holders, map pocket (back of outboard seats); rear seats, 60/40 split-folding bench with manual recline and centre 20-percent fold-down console, outboard head restraints <sup>(21)</sup> manual dump feature, heated rear seat, ventilated rear seat (*HL)								•
– Vinyl/cloth front bucket - Eight-way power driver’s (fore/aft, up/down, cushion tilt, seatback recline), four-way power driver’s lumbar (fore/aft, up/down), four-way manual passenger (fore/aft, seatback recline), four-way manual-adjust head restraints <sup>(21)</sup> (up/down, fore/aft), outboard positions only, map pocket (back of outboard seats); rear seats, 60/40 split-folding bench, outboard head restraints <sup>(21)</sup> manual dump feature (*G7)						•		
– Vinyl front bench - 40/20/40 split-bench, four-way manual driver’s (fore/aft, seatback recline), four-way manual passenger (fore/aft, seatback recline), four-way manual-adjust head restraints <sup>(21)</sup> (up/down, fore/aft), outboard positions only; rear seats, full-length stadium-folding bench, outboard head restraints <sup>(21)</sup> manual dump feature (*TX)	•							
Shifter – Black (C1G)	P	P						
– Bright (C1H)				•	•	•	•	
– Jeweled (C1N)								•
– Leather-wrapped (included with G/T Package and Rebel X) (CVW)				P				
– Rotary	•	•		•	•	•	•	•
Sill Plates – Door sill scuff plates (metal) (CLN/CLT)						•	•	•
– Door sill scuff plates (plastic) (CLP)	•	•		•	•			
Speed Control – Adaptive Cruise Control (ACC) with Stop and Go <sup>(2)</sup> (NHZ)	•	•		•	•	•	•	•
– Selec-Speed® Control - Off-road feature (included with Warlock Package and Off-Road Group; requires electronic locking rear differential) (BNK)	P	P		•	P	P	P	P
Speed-Sensitive Power Locks – Illuminated entry (JPH)	•	•		•	•	•	•	•
Start – Keyless push-button (GX4)	•	•		•	•	•	•	•
Steering Column – Manual tilt/telescoping (SUD)	•	•		•	•	•	•	•

• = Standard.    O = Optional.    P = Available with Package noted.    F = Fleet only.

# 2025 RAM 1500

STANDARD FEATURES AND OPTIONS	Tradesman®	Big Horn®	Sport	Rebel®	Laramie®	Limited	Limited Longhorn™	Tungsten
CPOS	A	Z/R	L	W	H	M	K	V

## INTERIOR FEATURES (CONTINUED)

Steering Wheel – Button controls – Adaptive Cruise Control (ACC) with Stop and Go <sup>(2)</sup>	•	•		•	•	•	•	•
– Button controls – Driver Information Display (DID)	•	•		•	•	•	•	•
– Button controls – Hands-free <sup>(13)</sup>	•	•		•	•	•	•	•
– Dual-note electric horns (JJB)	•	•		•	•	•	•	•
– Electronic Range Select	•	•		•	•	•	•	•
– Heated (included with H1 and H2 Groups) (NHS)		P		•	•	•	•	•
– Leather-wrapped (included with Active Driving Assist System, <sup>(2)</sup> and H1 and H2 Groups) (SCV)	P	P			•			
– Leather-wrapped with integrated paddle shifters (included with G/T Package and Rebel X) (SC4)				P				
– Leather-wrapped, perforated, accent stitching (SCB)				•				
– Leather-wrapped, real-wood (SCW)						•	•	•
– Urethane (SCA)	•	•						
Storage – Centre stack pull-out drawer (bench seats only)	•	•			•			
– Front-seat-centre console bin (bucket seats only)		P		•	P	•	•	•
– Front-seat-centre seatback bin (bench seat only)	•	•			•			
– Front-seat-centre underseat bin (bench seats only; included with *E1 seats) (CVH)	P	•			•			
– Rear in-floor bins with removable liners (Crew Cab only; included with Warlock Package, and L1, H1 and H2 Groups) (CB9)	P	P		•	•	•	•	•
– Rear underseat – Crew Cab only (requires H1 or H2 Group) (CUE)		O		•	•	•	•	•
Sun Visors – Driver’s- and passenger-side with mirror and light (included with H1 and H2 Groups) (GNC)		P		•	•	•	•	•
– Passenger-side with mirror (GNE)	•	•						
Sunroof – Dual-pane, power-operated (Crew Cab only; requires H2, X2, P1 or P2 Group) (GWJ)		O		O	O	O	O	•
Turn Signals – Three-blink lane-change feature	•	•		•	•	•	•	•
Window Control – Rear backlight, fixed (GJD)	•	•						
– Rear backlight, power-sliding (included with Warlock Package, and L1, H1 and H2 Groups) (GFE)	P	P		•	•	•	•	•
– Rear defroster (with power-sliding backlight only; included with H1, H2, X1 and X2 Groups) (GFA)		P		P	•	•	•	•
– Windows, power one-touch up/down, driver’s and front-passenger (JP3)	•	•		•	•	•	•	•

## UCONNECT® MULTIMEDIA

Connected Travel and Traffic Services <sup>(7)</sup> (included with UBQ and UBW radios) (RTV)		P		•	•	•	•	•
Power – 2-kW 120-volt on-board power system (Crew Cab 5'7" bed models only) (XBH)	O	O		O	O	O	O	O
– 400-watt inverter (included with JKV, Bed Utility Group, and H1 and H2 Groups) (XHR)	P	P		•	•	•	•	•
– Accessory delay (JKY)	•	•		•	•	•	•	•
– Exterior, 115-volt outlet (three-prong), battery-fed (included with Bed Utility Group and RamBox® System) (XBE)	P	P		P	P	P	P	P
– Front-seat, 12-volt ignition-fed (JJJ)	•	•		•	•	•	•	•
– Front-seat, 115-volt outlet (three-prong), battery-fed (included with Warlock Package, and H1 and H2 Groups; requires L1 Group) (JKV)	O/P	P		•	•	•	•	•

STANDARD FEATURES AND OPTIONS	Tradesman®	Big Horn®	Sport	Rebel®	Laramie®	Limited	Limited Longhorn™	Tungsten
CPOS	A	Z/R	L	W	H	M	K	V

## UCONNECT MULTIMEDIA (CONTINUED)

Power (continued) – Front-seat, dual wireless charging pads (available with bucket seats only; included with X2 and P2 Groups) (CMS)				P	P	•	•	•
– Front-seat, wireless charging pad (available with bucket seats only; included with H2, X1 and P1 Groups) (RFX)		P		P	P			
– Rear-seat, 115-volt outlet (three-prong), battery-fed (included with H2 and X2 Groups) (JJN)		P		P	•	•	•	•
Radio Controls – Steering wheel-mounted (RDZ)		•		•	•	•	•	•
Radio Systems – 10.25-inch front-passenger interactive display (included with P2 and X2 Groups) (RJA)				P	P	•	•	•
– Uconnect 5 with 8.4-inch touchscreen display (UEE)	•	•						
– Uconnect 5 NAV with 12-inch touchscreen display (included with H2 Group) (UEQ)		P		•	•	•	•	
– Uconnect 5 NAV with 12-inch touchscreen display (included with P2, X2 and M1 Groups) (UEW)				P	P	P	P	•
Sound System – Alpine® 10-speaker audio system (included with H2 Group; requires H1 Group) (RC3)		O/P		•	•			
– harman/kardon® 19-speaker audio system (included with P2 and X2 Groups) (RCA)				P	P	•	•	
– Klipsch® 23-speaker premiere audio system (RGE)								•
– Six-speaker (RCG)	•	•						
SiriusXM® <sup>(10)</sup> (six-month trial; included with Warlock Package, and L1 and H1 Groups) (RSD)	P	P						
SiriusXM with 360L <sup>(10)</sup> (included with UBQ and UBW radios) (RTU)		P		•	•	•	•	•
Uconnect Features – Active Noise Cancellation (included with EFC and EFH engines) (JLW)	P	P		•	•	•	•	•
– Apple CarPlay™ integration and Android Auto™ capability <sup>(6)</sup> (included with 8.4-inch and 12-inch radios) (RFP/RF5)	•	•		•	•	•	•	•
Uconnect Integrated Voice Command <sup>(13)</sup> (RTE/XRB)	•	•		•	•	•	•	•
– Front: two 2.5A USB ports – Fully functional (RSF)	•	•		•	•	•	•	•
– Middle: one 2.5A USB port – Charging-only (RS3)	•	•		•	•	•	•	•
– Rear: one 2.5A USB port – Charging-only (included with H2 and X2 Groups) (RS2)		P		P	•	•	•	•
– Front – Auxiliary headphone jack (RSU)	•	•		•	•	•	•	•

## SAFETY & SECURITY

Active Driving Assist System <sup>(2)</sup> (included with Advanced Safety Group II) (SJJ)	F	F		P	P	•	•	
Active Driving Assist System <sup>(2)</sup> – Hands-free (included with M1 Group; requires P2 Group) (SJH)					O	P	P	•
Active Lane Management System <sup>(2)</sup> (XNW)	•	•		•	•	•	•	•
Air Bags <sup>(19)</sup> – Advanced multistage driver’s and front-passenger (CG3)	•	•		•	•	•	•	•
– Supplemental side seat (CJ1)	•	•		•	•	•	•	•
– Supplemental side-curtain (CGS)	•	•		•	•	•	•	•
Belt Alert – Driver’s (LAX)	•	•		•	•	•	•	•
– Passenger (LAX)	•	•		•	•	•	•	•
Blind-Spot Monitoring (BSM) <sup>(2)</sup> and Rear Cross-Path and Trailer Detection System <sup>(2)</sup> (XAN)	•	•		•	•	•	•	•
Brakes – Brake override	•	•		•	•	•	•	•
– Power-assisted four-wheel antilock disc (BRT)	•	•		•	•	•	•	•



# 2025 RAM 1500

STANDARD FEATURES AND OPTIONS	Tradesman®	Big Horn®	Sport	Rebel®	Laramie®	Limited	Limited Longhorn™	Tungsten
CPOS	A	Z/R	L	W	H	M	K	V
SAFETY & SECURITY (CONTINUED)								
Camera – 360° Surround-View Camera System <sup>(1)</sup> (included with Advanced Safety Group and M1 Group; requires H2 Group) (XAK)		O		P	P	P	P	•
– ParkView® Rear Back-Up Camera <sup>(2)</sup> with dynamic grid lines and centre lines (XAC)	•	•		•	•	•	•	
Drowsy-Driver Detection System <sup>(2)</sup> (included with Advanced Safety Group and M1 Group) (XNM)	P	P		P	P	P	P	•
Electronic Parking Brake (XC4)	•	•		•	•	•	•	•
Electronic Stability Control (ESC) <sup>(3)</sup> (BNB)	•	•		•	•	•	•	•
– Advanced Brake Assist (BGG)	•	•		•	•	•	•	•
– All-Speed Traction Control (BNM)	•	•		•	•	•	•	•
– Brake Assist (BGE)	•	•		•	•	•	•	•
– Electronic Roll Mitigation (BNS)	•	•		•	•	•	•	•
– Hill Start Assist (BNG)	•	•		•	•	•	•	•
– Pedestrian/Cyclist Emergency Braking <sup>(4)</sup> (LST)	•	•		•	•	•	•	•
– Trailer Sway Damping (BNT)	•	•		•	•	•	•	•
Evasive Steer Assist <sup>(2)</sup> (included with Advanced Safety Group and M1 Group) (SJK)	P	P		P	P	P	P	•
Full-Speed Forward Collision Warning Plus <sup>(2)</sup> (included with Advanced Safety Group I) (LSU)	•	•		•	•	•	•	•
Head Restraints <sup>(21)</sup> – Front - Outboard, four-way manual-adjust (up/down, fore/aft) (CDP)	•	•		•	•	•	•	•
– Rear - Manual dump feature on outboard seating positions (CSH)	•	•		•	•	•	•	•
Intersection Collision Assist System <sup>(2)</sup> (included with Advanced Safety Group and M1 Group) (XPS)	P	P		P	P	P	P	•
LATCH – Child Seat Anchor System (CGU)	•	•		•	•	•	•	•
– Occupant Classification System	•	•		•	•	•	•	•
Park-Sense® Automated Parking System <sup>(2)</sup> (included with Advanced Safety Group and M1 Group) (XPM)				P	P	P	P	O
Park-Sense Front and Rear Park Assist with Rear Park-Sense Stop <sup>(2)</sup> (XH4)	•	•		•	•	•	•	•
Remote Keyless Entry – Controls for power locks (including doors, tailgate and RamBox® Cargo Management System when so equipped) - Illuminated entry system, panic alarm; includes two transmitters (included with L1 Group) (GXM)	•	•		•	•	•	•	•
Remote Start System – Key fob activation (XBM)	•	•		•	•	•	•	•
Restraints – Front, three-point seat belts (centre seating position, bench only)	•	•			•			
– Front, three-point seat belts, shoulder height-adjustable (outboard seating positions) (CGD)	•	•		•	•	•	•	•
– Rear, three-point seat belts (all seating positions)	•	•		•	•	•	•	•
Security – Security alarm <sup>(20)</sup> (included with H2 and X2 Groups) (LSA)		P		P	•	•	•	•
– Sentry Key® engine immobilizer (GXX)	•	•		•	•	•	•	•
Selec-Speed® Control (included with Warlock Package and Off-Road Group) (BNK)	P	P		•	P	P	P	P
Tire Pressure Monitor – Tire Pressure Fill Alert System (LAW)	•	•		•	•	•	•	•
– Tire-specific Tire Pressure Monitoring Display (XGM)	•	•		•	•	•	•	•
Traffic Sign Recognition System <sup>(5)</sup> (included with Advanced Safety Group and M1 Group) (SJB)	P	P		P	P	P	P	•
Trailer Brake Controller – Integrated electronic controller (included with Trailer-Tow Group) (XHC)	O/P	O/P		O/P	O/P	O/P	O/P	•
Trailer Hitch Line-Up Assist (included with Towing Technology Group) (XNP)	P	P		P	P	P	P	P

• = Standard.   O = Optional.   P = Available with Package noted.   F = Fleet only.

STANDARD FEATURES AND OPTIONS	Tradesman®	Big Horn®	Sport	Rebel®	Laramie®	Limited	Limited Longhorn™	Tungsten
CPOS	A	Z/R	L	W	H	M	K	V
SAFETY & SECURITY (CONTINUED)								
Trailer Light Check (included with Trailer-Tow Group if equipped with UBQ or UBW radio) (JJ1)		P		P	P	P	P	P
Trailer Reverse Guidance <sup>(2)</sup> (included with Towing Technology Group; requires XAK) (XPU)				P	P	P	P	P
Trailer Reverse Steering Control <sup>(2)</sup> (included with Trailer-Tow Group) (XA1)	P	P		P	P	P	P	P
Trailer Tire Pressure Monitoring (included with Trailer-Tow Group) (XG9)	P	P		P	P	P	P	P
APPEARANCE PACKAGES								
Night Edition (Big Horn) – Includes cloth bucket seats, Black interior accents, Gloss Black GT4 exterior mirrors, rear wheelhouse liners, Body-colour front and rear bumpers, Black grille, 20-inch Black-painted clad aluminum wheels with OWL All-Season (A/S) tires, Black badges, Gloss Black door handles, dual Black exhaust tips (if equipped with EFH), antispin differential, and headlamps and taillamps with Black bezels (requires H2 Group) (ASH)		O						
Night Edition (Laramie) – Includes leather-trimmed bucket seats, Black interior accents, Sport Performance Hood, Gloss Black GT4 exterior mirrors, proximity approach/departure lamps, Body-colour front and rear bumpers, Black grille, 22-inch forged Black-painted aluminum wheels, Black badges, Gloss Black door handles, dual Black exhaust tips and antispin differential, and headlamps and taillamps with Black bezels (requires P2 Group) (ASH)					O			
Night Edition (Limited) – Includes Black grille; Gloss Black door handles; Gloss Black GT4 exterior mirrors; Body-colour front and rear bumpers; Sport Performance Hood; 22-inch Black-painted aluminum wheels; dual Black exhaust tips; Black badges; and Black window mouldings, headlamps and taillamps with Black bezels (requires M1 Group) (ASH)						O		
Night Edition (Tradesman) – Includes carpet floor mats, Black interior accents, front LED fog lamps, Body-colour front and rear bumpers, 18-inch Black-painted aluminum wheels, Black grille, dual Black exhaust tips (if equipped with EFH) and antispin differential (requires L1 Group) (ASH)	O							
Sport Appearance Package (Big Horn) – Includes Body-colour front bumper, Body-colour rear bumper, Body-colour grille surround, Body-colour door handles, cloth bucket seats and Black interior accents (requires H1 or H2 Group) (AEF)		O						
Sport Appearance Package (Laramie) – Includes Body-colour front bumper, Body-colour rear bumper, Body-colour grille surround, Gloss Black GT4 exterior mirrors, Sport Performance Hood, P20-inch OWL A/S tires, leather-trimmed bucket seats and Black interior accents (requires P1 or P2 Group) (AEF)					O			
Sport Appearance Package (Tradesman) – Includes front LED fog lamps, Body-colour front and rear bumpers, Body-colour grille surround, 20-inch painted, polished aluminum wheels, carpet floor mats and Black interior accents (requires L1 Group) (AEF)	O							

EQUIPMENT PACKAGES								
Big Horn Level 1 Equipment (H1 Group) – Includes rear in-floor storage bins, 10-way power-adjust driver's seat, 400-watt inverter, 115-volt power outlet, power-sliding rear window, sun visors with illuminated vanity, auto-dimming rearview mirror, GUK exterior mirrors, rear window defroster, heated leather-wrapped steering wheel, instrument-panel badge, heated front seats, glove box lamp, Universal Garage Door Opener, <sup>(22)</sup> rear dome lamp with on/off switch, SiriusXM <sup>®(10)</sup> and power-adjust pedals (A62)		O						

2025 RAM 1500								
STANDARD FEATURES AND OPTIONS								
CPOS	Tradesman®	Big Horn®	Sport	Rebel®	Laramie®	Limited	Limited Longhorn™	Tungsten
	A	Z/R	L	W	H	M	K	V
EQUIPMENT PACKAGES (CONTINUED)								
Big Horn Level 2 Equipment (H2 Group) – Includes H1 Group, premium overhead console, security alarm <sup>(20)</sup> system, rear window defroster, configurable drive mode, Dual-Zone Automatic Temperature Control, wireless charging pad (if equipped with bucket seats), 115-volt rear power outlet, 7-inch Driver Information Display (DID) cluster, LED interior lighting, 10-speaker premium audio system, RS2 Media Hub, Uconnect® 5 NAV with 12-inch touchscreen display and remote tailgate release (A63)		O						
G/T Package – Includes underseat lighting, floor console with integrated leather-wrapped shift lever, *W8 leather-trimmed bucket seating, G/T decal, upgraded exhaust, leather-wrapped steering wheel with integrated paddle shifters, Mopar® Bright Pedal Kit, Performance Pages and G/T interior theme (requires X2 Group) (ASU)				O				
Laramie Level 1 Equipment (P1 Group) – Includes wireless charging pad (if equipped with bucket seats), rain-sensitive windshield wipers and remote tailgate release (A66)					O			
Laramie Level 2 Equipment (P2 Group) – Includes P1 Group, power up/down tailgate, smartphone-as-a-key capable, dual wireless charging pads (if equipped with bucket seats), 12-inch digital DID cluster, heated rear seats, 19-speaker premium audio system, 10.25-inch front-passenger interactive display and Uconnect 5 NAV with 14.5-inch touchscreen display (A67)					O			
Limited Level 1 Equipment (M1 Group) – Includes tri-fold tonneau cover, Drowsy-Driver Detection System; <sup>(2)</sup> smartphone-as-a-key capable, digital rearview mirror, Head-Up Display, LED Centre High-Mounted Stop Lamp (CHMSL), Uconnect 5 NAV with 14.5-inch touchscreen display, Traffic Sign Recognition System; <sup>(5)</sup> Hands-Free Active Driving Assist System; <sup>(2)</sup> Evasive Steer Assist; <sup>(2)</sup> 360° Surround-View Camera System; <sup>(1)</sup> Intersection Collision Assist System <sup>(2)</sup> and Park-Sense® Automated Parking System <sup>(2)</sup> (A69)						O	O	
Rebel Level 1 Equipment (X1 Group) – Includes wireless charging pad, GUK exterior mirrors, remote tailgate release, rear window defroster and power-adjust pedals (A64)				O				
Rebel Level 2 Equipment (X2 Group) – Includes X1 Group; 10-way power-adjust front-passenger seat; Gloss Black door handles; security alarm <sup>(20)</sup> system; power up/down tailgate; memory for mirrors, radio, pedals and driver’s seat; smartphone-as-a-key capable; keyless passive entry system; Gloss Black GT4 exterior mirrors; 115-volt rear power outlet; dual wireless charging pads; rain-sensitive windshield wipers; heated rear seats; proximity approach/departure lamps; 19-speaker premium audio system; RS2 Media Hub; 10.25-inch front-passenger interactive display; and Uconnect 5 NAV with 14.5-inch touchscreen display (A65)				O				
Rebel X – Includes Rough-Road Cruise Control; <sup>(2)</sup> G/T floor console with leather-wrapped shifter, *R5 leather-trimmed bucket seats, Rebel 10th anniversary side graphics, leather-wrapped steering wheel with paddle shifters, dual-pane panoramic sunroof, Rebel X console badge and GT interior theme (requires X2 Group) (ACS)				O				
Tradesman Level 1 Equipment (L1 Group) – Includes power-sliding rear window, *E1 cloth bench seat, rear in-floor storage bins, power-sliding rear window, carpet floor mats and SiriusXM® <sup>(10)</sup> (A61)		O						

STANDARD FEATURES AND OPTIONS								
CPOS	Tradesman®	Big Horn®	Sport	Rebel®	Laramie®	Limited	Limited Longhorn™	Tungsten
	A	Z/R	L	W	H	M	K	V
FUNCTIONAL PACKAGES /GROUPS								
Advanced Safety Group I – Includes Drowsy-Driver Detection System; <sup>(2)</sup> Traffic Sign Recognition System; <sup>(5)</sup> Evasive Steer Assist; <sup>(2)</sup> Intersection Collision Assist System; <sup>(2)</sup> and for Laramie and Rebel only, Active Driving Assist System; <sup>(2)</sup> 360° Surround-View Camera System <sup>(1)</sup> and Park-Sense Automated Parking System <sup>(2)</sup> (requires H2, P2 or X2 Group) (ALP)	F	F		O	O			
Advanced Safety Group II – Includes Drowsy-Driver Detection System; <sup>(2)</sup> Traffic Sign Recognition System; <sup>(5)</sup> Evasive Steer Assist; <sup>(2)</sup> Intersection Collision Assist System; <sup>(2)</sup> and for Laramie and Rebel only, Active Driving Assist System <sup>(2)</sup> and 360° Surround-View Camera System <sup>(1)</sup> (requires H2, P2 or X2 Group) (ALQ)	F	F		O	O			
Bed Utility Group – Includes 115-volt exterior power outlet, 400-watt inverter, upper adjustable tie-downs, bed divider (available with RamBox® Cargo Management System only), LED bed lighting, deployable bed step and spray-in bedliner (requires L1, H1, H2, X1, X2, P1 or P2 Group) (ANT)	O	O		O	O	O	O	O
Body-Colour Bumper Group – Includes Body-colour front bumper and Body-colour rear bumper (ALN)						O	O	
Off-Road Group – Includes Selec-Speed® Control, tow hooks, front suspension skid plate, transfer case skid plate, electronic power steering skid plate, fuel tank skid plate, rear electronic locking axle, front and rear off-road calibrated shocks, off-road decals, Off-Road Information Pages (if equipped with UBQ or UBW radio), raised ride height, All-Terrain (A/T) tires and full-size spare tire (requires L1, H1 or H2 Group) (AWL)	O	O			O	O	O	O
Power Driver’s Seat Group – Includes 10-way power driver’s seat (requires *E1 cloth seats) (AFP)	F							
Protection Group – Includes tow hooks, front suspension skid plate, transfer case skid plate, electronic power steering skid plate and fuel tank skid plate (4x4 models only) (ADB)	O	O						
Technology Group – Includes digital rearview mirror, Head-Up Display and LED CHMSL (requires H2, P2 or X2 Group, Advanced Safety Group, and UBQ or UBW radio) (ADG)		O		O	O			
Towing Technology Group – Includes Trailer Hitch Line-Up Assist, Trailer Reverse Guidance (if equipped with 360° Surround-View Camera System <sup>(1)</sup> ) and (Tungsten only) 3.0 digital rearview mirror (requires Trailer-Tow Group) (AAN)	O	O		O	O	O	O	O
Trailer-Tow Group – Includes integrated Trailer Brake Controller, 7x11-inch trailer-tow mirrors, Trailer Light Check (if equipped with UBQ or UBW radio), Trailer Tire Pressure Monitoring and Trailer Reverse Steering Control <sup>(2)</sup> (AHC)	O	O		O	O	O	O	O
Warlock Package – Includes 2TB CPOS, Selec-Speed Control, electronic locking rear differential, Warlock decal, tow hooks, dual exhaust with Black tips, fuel tank/transfer case/front suspension/steering gear skid plates, front and rear rubber floor mats, instrument cluster with 7-inch DID, front LED fog lamps, Black grille surround, raised ride height, off-road-tuned front and rear shocks, 18-inch Black-painted aluminum wheels and 18-inch OWL A/T tires (requires L1 Group and EFH) (AGN)	O							

# 2024 RAM 2500/3500 HEAVY DUTY



ENGINES	HORSEPOWER	TORQUE	OUTPUT
6.4L HEMI V8	410	429	–
6.7L Cummins® I-6 Turbo Diesel	370	850	Standard
	420	1075	High

PAYLOAD, kg (lb)	
Ram 2500	1819 (4010)
Ram 3500	3484 (7680)

TOWING, kg (lb)	
Maximum – Ram 2500	9072 (20,000)
– Ram 3500	16,828 (37,090)

## SELECT FEATURES

- 6.4L HEMI® V8 engine/8HP75 8-speed Automatic transmission
- Alternator – 180-amp
- Antilock four-wheel disc brakes
- Automatic headlamps
- Battery – 730-amp, maintenance-free
- Class V hitch receiver
- Driver's- and passenger-side assist handles
- Locking tailgate
- Power recirculating ball steering
- Rear axle – 11.5-inch
- Tilt steering column
- Tinted glass, all windows
- Trailer-tow harness – Four-/seven-pin connector
- Variable/intermittent windshield wipers

## SAFETY & SECURITY

- Air bags<sup>(19)</sup> – Multistage driver's and front-passenger, supplemental side-curtain and side-seat
- Dynamic front crumple zones and side-impact door beams

- Electronic Stability Control (ESC)<sup>(3)</sup> – Includes Brake Assist, Electronic Roll Mitigation, Hill Start Assist, Rain Brake Support, Ready Alert Braking, Full-Function All-Speed Traction Control and Trailer Sway Control
- Enhanced Accident Response System
- ParkView® Rear Back-Up Camera<sup>(2)</sup>
- Sentry Key® Theft Deterrent System
- Tire Pressure Information System (3500 models)
- Tire Pressure Monitoring System with display (2500 only)

## AVAILABLE FLEET FEATURES

- Cloth bench seat option (Available on Tradesman®)
- Front fog lamps (Available on Tradesman)
- Low-volume paint options
- Mopar® Black Tubular Side Steps (Available on Tradesman)
- Park-Sense® Front and Rear Park Assist<sup>(2)</sup> (Available on Tradesman and Big Horn®)
- Power two-way driver's lumbar-adjust seat (Available on Tradesman and Big Horn)
- Two additional key fobs (Available on Tradesman and Big Horn)

RAM 2500 EXTERIOR DIMENSIONS, mm (in)				
All specs are for base models only.	Regular Cab	Crew Cab		Mega Cab®
	8' Box	6'4" Box	8' Box	6'4" Box
Overall Body Width	2120 (83.5)	2120 (83.5)	2120 (83.5)	2120 (83.5)
Overall Height (4x2 / 4x4)	1981 (78) / 2037 (80.2)	1987 (78.2) / 2037 (80.2)	1983 (78.1) / 2035 (80.1)	– / 2035 (80.1)
Overall Length	5892 (232)	6067 (238.8)	6626 (260.8)	6348 (249.9)
Track (front / rear)	1745 (68.7) / 1729 (68.1)	1745 (68.7) / 1729 (68.1)	1745 (68.7) / 1729 (68.1)	1745 (68.7) / 1729 (68.1)
Wheelbase	3561 (140.2)	3785 (149)	4293 (169)	4074 (160.4)

RAM 3500 EXTERIOR DIMENSIONS, mm (in)						
All specs are for base models only.	Regular Cab		Crew Cab			Mega Cab
	8' Box	8' Box DRW	6'4" Box	8' Box	8' Box DRW	6'4" Box
Overall Body Width	2120 (83.5)	2450 (96.5)	2120 (83.5)	2120 (83.5)	2450 (96.5)	2120 (83.5)
Overall Height (4x2 / 4x4)	1976 (77.8) / 2019 (79.5)	1976 (77.8) / 2019 (79.5)	1988.8 (78.3) / 2042.2 (80.4)	1990 (78.4) / 1990 (78.4)	1959 (77.1) / 2015 (79.3)	– / 2036 (78.5)
Overall Length	5892 (232)	5892 (232)	6065.5 (238.8)	6626 (260.8)	6626 (260.8)	6348 (249.9)
Track (front / rear)	1719 (67.7) / 1703 (67.1)	1769 (69.6) / 1927 (75.9)	1719.6 (67.7) / 1704.3 (67.1)	1719 (67.7) / 1703 (67.1)	1769 (69.6) / 1927 (75.9)	1719 (67.7) / 1704 (67.1)
Wheelbase	3560 (140.2)	3560 (140.2)	3787.1 (149.1)	4294 (169)	4294 (169)	4074 (160.4)



# 2024 RAM 2500/3500 HEAVY DUTY

## EXTERIOR PAINT COLOURS\*



\*Selections may not be available on all trim levels/models and may be limited/restricted based on availability.

RAM 2500 INTERIOR DIMENSIONS, mm (in)			
	Regular Cab	Crew Cab	Mega Cab®
Headroom (front / rear)	1011 (39.8)	1038 (40.9) / 1010 (39.8)	1038 (40.9) / 1023 (40.3)
Hip Room (front / rear)	1598 (62.9)	1598 (62.9) / 1593 (62.7)	1598 (62.9) / 1595 (62.8)
Shoulder Room (front / rear)	1675 (65.9)	1675 (65.9) / 1666 (65.6)	1675 (65.9) / 1667 (65.6)
Legroom (front / rear)	1040 (40.9)	1040 (40.9) / 1022 (40.2)	1038 (40.9) / 1096 (43.1)
Seating Capacity	3	6	6

RAM 3500 INTERIOR DIMENSIONS, mm (in)		
	6'4" Box	8' Box
Maximum Length at Floor	1938 (76.3)	2496.8 (98.3)
Front of Box to End of Closed Tailgate	1938.5 (76.3)	2496.5 (98.3)
Depth of Box / Open Tailgate	511.1 (20.1)	513 (20.2)
Cargo Volume, L (cu ft)	1628.2 (57.5)	2118.1 (74.7)
Width between Wheelhousings	1295.4 (51)	1295.4 (51)
Maximum Width, Wall-to-Wall	1686.9 (66.4)	1686.9 (66.4)

## STANDARD FEATURES AND OPTIONS

CPOS PACKAGE	2TA	2TZ	2TR	2TP	2TH	2TK	2TM
--------------	-----	-----	-----	-----	-----	-----	-----

## BODY MODEL

Regular Cab 8' Box – 140.2-inch wheelbase	•	•					
Crew Cab 6'4" Box – 149.1-inch wheelbase (Single Rear Wheel (SRW) only)	O	O	•	•	•	•	•
Crew Cab 8' Box – 169-inch wheelbase	O	O			O	O	O
Mega Cab 6'4" Box – 160.4-inch wheelbase (4x4 only)		O			O	O	O

## DRIVE

4x2 (2500/3500)	•	•					
4x4 (2500/3500)	O	O	•	•	•	•	•

## ENGINES / TRANSMISSIONS / AXLES

6.4L HEMI® V8 Gas/8-speed Automatic (8HP75) (ESA/DFX)	•	•	•	•	•	•	•
– 11.5-inch rear axle/3.73 ratio (2500/3500 SRW; DFX + AR9) (DRQ/DME)	•	•	•		•	•	•
– 11.5-inch rear axle/4.10 ratio (2500/3500 SRW; available on DFX + AR9; requires DSA) (DRQ/DMF)	O	O	O	•	O	O	O
– 11.5-inch rear axle/3.73 ratio (3500 Dual Rear Wheel (DRW); included with DFX + WLA) (DRX/DME)	P	P			P	P	P
– 11.5-inch rear axle/4.10 ratio (3500 DRW; available on DFX + WLA) (DRX/DMF)	O	O			O	O	O
6.7L Cummins® Diesel/6-speed Automatic (68RFE) – Standard-Output (SO) (ETL/DG7)	O	O	O		O	O	O
– 11.5-inch rear axle/3.73 ratio (2500/3500 SRW; standard on DG7 + AR9) (DRQ/DME)	•	•	O		•	•	•
– 11.5-inch rear axle/3.73 ratio (3500 DRW; included with DG7 + WLA) (DRX/DME)	P	P			P	P	P
– 11.5-inch rear axle/4.10 ratio (3500 DRW; available on DG7 + WLA) (DRX/DMF)	O	O			O	O	O
6.7L Cummins Diesel/6-speed Heavy-Duty Automatic (AISIN® AS69RC) – High-Output (HO) (3500 only; included with Max Tow Package (AJL)) (ETM/DF2)	O/P	O/P			O/P	O/P	O/P
– 12-inch rear axle/3.73 ratio (3500 SRW only; included with DF2 + AR9) (DR7/DME)	P	P			P	P	P
– 12-inch rear axle/3.73 ratio (3500 DRW only; included with DF2 + WLA) (DRC/DME)	P	P			P	P	P

• = Standard. O = Optional. P = Available with Package noted. F = Fleet only.

2024 RAM 2500/3500 HEAVY DUTY

	Tradesman®	Big Horn®	Rebel®	Power Wagon®	Laramie®	Limited Longhorn™	Limited
STANDARD FEATURES AND OPTIONS							
CPOS PACKAGE	2TA	2TZ	2TR	2TP	2TH	2TK	2TM
MECHANICAL FEATURES/CAPABILITY							
Active-Level™ Rear Air Suspension (not available with 3500 gas Regular Cab Single Rear Wheel (SRW) 4x4s, 2500 gas Regular Cab or Off-Road Group; included with Max Tow Package) (SEB)	O/P	O/P			O/P	O/P	O/P
Alternator – Dual, 2 x 220-amp = 440-amp (diesel engines only) (XF7)	O	O	O/P		O	O	O
– Dual, 160 + 220 = 380-amp (gas engine only) (XF5)	O	O	O/P	O	O	O	O
– Single 180-amp (gas engine: standard; diesel engines: standard on 2TA, 2TZ and 2TP only; not available on 2TH, 2TK and 2TM) (BAD)	•	•		•	•	•	•
– Single 220-amp (gas engine: available; diesel engines: available on 2TA, 2TZ and 2TP only; standard on 2TH, 2TK and 2TM; all engines: included with Heavy-Duty Snow Plow Prep Group (AHD)) (BAJ)	O/P	O/P	•		•/O/P	•/O/P	•/O/P
Battery – 730-amp, maintenance-free (BCN)	•	•		•	•	•	•
– Dual 730-amp, maintenance-free (included with diesel engines) (BCC)	P	P			P	P	P
Brakes – Brake Assist (BGE)			•				
– Diesel exhaust brake (included with diesel engines) (NEN)			P				
– Electronic Roll Mitigation (BNS)			•				
– Electronic Stability Control (ESC) <sup>(3)</sup> (BNB)			•				
– Hill Start Assist (BNG)			•				
– Mechanical park brake			•				
– Power-assisted four-wheel antilock (BRT)	•	•	•	•	•	•	•
– Ready Alert Braking (BHD)			•				
– Traction Control (BNM)			•				
– Trailer Sway Control (BNT)			•				
Diesel Exhaust Brake (included with diesel engines) (NEN)	P	P			P	P	P
Differential – Antispin rear (2500: available; required if 4.10 axle and gas engine; 3500: standard) (DSA)	O/•	O/•			O/•	O/•	O/•
– Electronically locking, front and rear (included with Power Wagon Group) (DSE)	P			•			
– Open (2500: standard; not available with 4.10 axle ratio; 3500: not available) (DS8)	•	•			•	•	•
Engine Thermal – Active grille shutters (MDX)	•	•		•	•	•	•
– Engine block heater (NHK)	•	•	•	•	•	•	•
– Engine cooling - Heavy-duty (standard with diesel engines) (NMC)	P	P		P	P	P	P
– Front grille cover (included with diesel engines) (XD6)	P	P			P	P	P
– Supplemental cabin heater (included with diesel engines) (HDB)	P	P	P		P	P	P
Fuel Tank – 106-litre (28-US gallon; standard on Regular Cab with diesel engines) (NGC)	P	P					
– 117-litre (31-US gallon; standard on Crew Cab and Mega Cab® with 6'4" box) (NFT)	•	•	•	•	•	•	•
– 121-litre (32-US gallon; standard on Regular Cab and Crew Cab with 8' box) (NFX)	•/O	•			•	•	•
– 189-litre (50-US gallon; available on Crew Cab with 8' box) (NFC)	O						
– Fuel tank skid plate (included with Power Wagon Group) (XEE)	P			•			

	Tradesman®	Big Horn®	Rebel®	Power Wagon®	Laramie®	Limited Longhorn™	Limited
STANDARD FEATURES AND OPTIONS							
CPOS PACKAGE	2TA	2TZ	2TR	2TP	2TH	2TK	2TM
MECHANICAL FEATURES/CAPABILITY (CONTINUED)							
Hill Start Assist (BNG)	•	•		•	•	•	•
Keyless Go (GX4)	•	•		•	•	•	•
Mechanical Park Brake	•	•		•	•	•	•
Ready Alert Braking (BHD)	•	•		•	•	•	•
Shocks – Front, heavy-duty - Magneti Marelli™ with KONI® Frequency Selective Damping (FSD) valving (SFB)	•	•			•	•	•
– Front, performance-tuned - Bilstein® (included with Off-Road Group and Power Wagon Group on Tradesman) (SFC)	P	P	•	•	P	P	P
– Rear, heavy-duty - Magneti Marelli with KONI FSD valving (SGB)	•	•			•	•	•
– Rear, performance-tuned - Bilstein (included with Off-Road Group and Power Wagon Group on Tradesman) (SGC)	P	P		•	P	P	P
Skid Plates (4x4) – Skid plate, transfer case (included with Protection Group, Snow Chief Group, Off-Road Group, Power Wagon Group and Heavy-Duty Snow Plow Prep Group) (XEF)	P	P	•	•	P	P	P
– Transfer case (included with Protection Group (ADB), Heavy-Duty Snow Plow Prep Group (AHD), Off-Road Group (ARC), Power Wagon Group (ACE) and Snow Chief Group (AD2)) (XEF)			•				
Stabilizer Bar – Front, electronic disconnecting (included with Power Wagon Group) (SHG)	P			•			
– Front, standard (SHA)	•	•			•	•	•
Start Control – Keyless push-button start (GX4)			•				
Steering – Power, recirculating ball (SBE)	•	•	•	•	•	•	•
Suspension – Auto-Level Rear Air Suspension (not available with 3500 gas Regular Cab SRW 4x4 or 2500 gas Regular Cab; not available with Off-Road Group) (SEB)			O				
– Ram Articulink® (included with Power Wagon Group) (SD1)	P			•			
– Rear Hotchkis leaf spring (3500 only)	•	•			•	•	•
– Rear link with coil springs (2500 only)	•	•	•	•	•	•	•
– Stabilizer bar, front, standard (SHA)			•				
– Three-link front	•	•	•	•	•	•	•
Tow Hooks – Black - 2500 (4x2: free-standing option; 4x4: included with Protection Group, Off-Road Group and Power Wagon Group; all: included with diesel engines) (XEA)	O/P	O/P	•	•	O/P	•	
– Black - 3500 (Tradesman: available on 4x2 Regular Cab) (XEA)	O/•	•			•	•	
– Chrome (included with Chrome Appearance Group on Laramie) (XHQ)					P	O	•
Trailer Tow – 13,608-kg (30,000-lb; 3500 only; included with Fifth-Wheel/Gooseneck Prep Group and Max Tow Package) (XNH)	O/P	O/P			O/P	O/P	O/P
– Class V hitch receiver (20,000 2500/23,000 3500) (XFR)	•	•	•	•	•	•	•
– Four-pin trailer harness plug, rear bumper (combination receptacle with seven-pin) (XFU)	•	•	•	•	•	•	•
– Mopar® Fifth-Wheel Hitch - 9072-kg (20,000-lb; included with Fifth-Wheel/Gooseneck Prep Group) (XML)	O	O	O		O	O	O
– Seven-pin trailer harness plug, rear bumper (combination receptacle with four-pin) (XFK)	•	•	•	•	•	•	•

• = Standard. O = Optional. P = Available with Package noted. F = Fleet only.

2024 RAM 2500/3500 HEAVY DUTY

	Tradesman®	Big Horn®	Rebel®	Power Wagon®	Laramie®	Limited Longhorn™	Limited
STANDARD FEATURES AND OPTIONS	2TA	2TZ	2TR	2TP	2TH	2TK	2TM
CPOS PACKAGE							

MECHANICAL FEATURES/CAPABILITY (CONTINUED)

Transfer Cases (4x4 only) – Electronic shift-on-the-fly (included with Level 1 or Level 2 Group on Power Wagon) (DK3)	O	•	•		•	•	•
– Manual shift-on-the-fly (DK1)	•			•			
Upfitter Electronic Monitoring Module (Vehicle System Interface Module (VSIM)) (XXS)	O	O	O	O	O	O	O
Winch – WARN® front electric 5443-kg (12,000-lb) capacity (included with Power Wagon Group and Level 1 or Level 2 Equipment Group on Power Wagon) (XE5)	P		O	•			

EXTERIOR FEATURES

Antenna – Puck, driver’s-side (included with SiriusXM® with six-month trial subscription <sup>(10)</sup> and navigation antenna) (SDAR/GPS)	P	P		P	•	•	•
– Shark-fin, passenger-side (RD3)	•	•		•	•	•	•
Bed Step – Rear, Deployable – Mopar® (included with Bed Utility Group) (MDN)	P	P	P	P	P	O	O
Bedliner – Spray-In Delete (XM9)						O	O
– Spray-in (included with Bed Utility Group and Level 1 Equipment Group on Limited Longhorn and Limited) (XMF)	O/P	O/P	O/P	O/P	O/P	•	•
Belt Moulding – Chrome (included with Chrome Appearance Group on Laramie) (MME)					P	•	•
Bodyside Mouldings – Limited, Chrome (MHE)							•
Bumpers – Chrome - Front (included with Chrome Appearance Group on Tradesman) (MCT)	P	•			•	•	•
– Chrome - Rear (included with Chrome Appearance Group on Tradesman) (MBF)	P	•			•	•	•
– Painted Body-colour – Front (included with Sport Appearance Package and Body-Colour Bumper Group) (MBA)		P			P		P
– Painted Body-colour – Rear (included with Sport Appearance Package and Body-Colour Bumper Group) (MBC)		P			P		P
– Painted Tradesman Black – Front (MB1)	•						
– Painted Tradesman Black – Rear (MBN)	•						
– Painted Walnut – Front (included with two-tone Limited Longhorn in Walnut Brown) (MBU)						P	
– Painted Walnut – Rear (included with two-tone Limited Longhorn in Walnut Brown) (MBV)						P	
– Powder-coated Black – Front (Power Wagon only) (MCS)			•	•			
– Powder-coated Black – Rear (Power Wagon only) (MB5)			•	•			
Centre High-Mounted Stop Lamp (CHMSL) – Lamp (incandescent) with cargo box illumination (LPE)	•	•	•	•	•	•	•
– LED, with camera (included with Limited Level 1 Equipment Group, Towing Technology Group and Tech Package; requires Level 1 or Level 2 Equipment Group on Tradesman and Big Horn) (LPD)		O/P	O/P	O/P	O/P	O/P	O/P
Clearance Lamps – Box and rear fender-mounted, LED (included with 3500 Dual Rear Wheel (DRW)) (LND)	P	P			P	P	P
– Cab-mounted, LED (available on 2500 and 3500 Single Rear Wheel (SRW); included with 3500 DRW and Snow Chief Group) (LNC)	O/P	O/P	•	•	O/P	O/P	O/P
Door Handles, Exterior – Black (included with low-volume paint) (MNA)	•	P					
– Body-colour with Chrome insert (MNE)		•			•	•	•
– Body-colour (included with Sport Appearance Package) (MNK)		P		•	P		

	Tradesman®	Big Horn®	Rebel®	Power Wagon®	Laramie®	Limited Longhorn™	Limited
STANDARD FEATURES AND OPTIONS	2TA	2TZ	2TR	2TP	2TH	2TK	2TM
CPOS PACKAGE							

EXTERIOR FEATURES (CONTINUED)

Fog Lamps – Halogen with cornering feature (included with Power Wagon Group, Blind-Spot Monitoring (BSM) <sup>(2)</sup> and Rear Cross-Path Detection System, <sup>(2)</sup> and Level 1 and Level 2 Equipment Groups) (LNJ)	P	O/P					
– LED with cornering feature (included with Premium Lighting Group) (LNV)	P	P	•	•	•	•	•
Glass – Acoustic front-door (Crew Cab and Mega Cab® only) (GAQ)		•		•	•	•	•
– Tinted (GAC)	•	•		•	•	•	•
– Tinted acoustic windshield (Crew Cab and Mega Cab only) (GBH)		•		•	•	•	•
– Tinted windshield (Regular Cab only on base Big Horn) (GBB)	•	•					
Grilles – Black – Gloss Black nostrils/Black billets (included with Night Edition Package) (MHK)		P					
– Black – Gloss Black nostrils/Gloss Black billets (included with Night Edition Package) (MAK)					P		
– Chrome nostrils/Black billets (included with Towing Technology Group) (MHJ)	P	•					
– Laramie – Chrome nostrils/Chrome billets (MF1)					•		
– Limited (MFJ)							•
– Limited – All-Black (included with Night Edition) (MF6)							P
– Limited Longhorn (MFZ)						•	
– Power Wagon with Billet Silver RAM surround and upper header/lower appliqué (MFM)			•	•			
– Power Wagon vertical bar with Billet Silver RAM badge (MF7)				•			
– Tradesman – Chrome nostrils (included with Chrome Appearance Group) (MAF)	P						
– Tradesman – Painted Matte Black nostrils (MFF)	•						
– Upper header/lower appliqué – Chrome (included with Chrome Appearance Group on Tradesman) (MNQ)	P	•			•	•	•
– Upper header/lower appliqué – Moulded-in-colour (MMY)			•	•			
– Upper header/lower appliqué – Painted Body-colour (included with Sport Appearance Package and Night Edition Package) (MM6)		P			P		
– Upper header/lower appliqué – Painted Matte Black (MM5)	•						
Headlamps/Taillamps – Auto High-Beam Headlamp Control (included with Level 1 and Level 2 Equipment Groups on Laramie, Rebel and Power Wagon, and Safety Group) (LMS)	P	P	P	P	P	•	•
– Automatic headlamps (LMG)	•	•	•	•	•	•	•
– Base quad-halogen headlamps (LME)	•	•					
– Daytime running lamps (DRLs), low-beam (LM1)			•				
– Headlamp bezels, Black (included with Night Edition Package) (MFA)		P		•	P		
– Headlamp bezels, Chrome (MFP)	•	•			•	•	•
– High-level signature LED directional headlamps (included with Level 2 Equipment Group on Power Wagon and Rebel) (LM6)			P			•	•
– Incandescent taillamps (LA6)	•	•					
– Mid-level LED headlamps (included with Premium Lighting Group, Level 1 and Level 2 Equipment Groups on Laramie, and Tech Package) (LPX)		P	•	•	•		
– Premium LED taillamps (Red opaque centre; included with Premium Lighting Group and BSM <sup>(2)</sup> and Rear Cross-Path Detection System <sup>(2)</sup> ) (LAY)	P	P	•	•	•	•	•

• = Standard.   O = Optional.   P = Available with Package noted.   F = Fleet only.



2024 RAM 2500/3500 HEAVY DUTY

	Tradesman®	Big Horn®	Rebel®	Power Wagon®	Laramie®	Limited Longhorn™	Limited
STANDARD FEATURES AND OPTIONS	2TA	2TZ	2TR	2TP	2TH	2TK	2TM
CPOS PACKAGE							

EXTERIOR FEATURES (CONTINUED)

Headlamps/Taillamps (continued) – Taillamp bezels, Black (included with Night Edition Package) (LTG)		P		•	P		
– Taillamp bezels, Chrome (LTF)	•	•			•	•	•
Lighting – Pickup box (included with Bed Utility Group, RamBox® System, and Level 1 Equipment Group on Limited Longhorn and Limited) (LPL)	O/P	O/P	P	O/P	O/P	•	•
Mirrors, Exterior – Auto-dimming (packaged with GT4) (GNZ)					P	P	P
– Manual/folding/telescoping/Black (GT1)	•						
– Power/heated/folding/telescoping/Black (packaged with Tradesman Level 1 and Level 2 Equipment Groups) (GT2)	P	•					
– Power/heated/folding/telescoping/Chrome (included with Towing Technology Group and Big Horn Level 1 and Level 2 Equipment Groups; requires Level 1 or 2 Equipment Group on Tradesman) (GT3)	O	P	•	•	•		
– Power/heated/folding/telescoping/memory/Chrome (included with Level 1 and Level 2 Equipment Groups on Rebel, Power Wagon and Laramie) (GT4)				P	P	•	•
Paint – Lower two-tone (APD)			•	•		O	
– Monotone (available with Level 2 Equipment Group; included with Black paint on Rebel and Power Wagon) (APA)	•	•	O/P	P	•	•	•
RamBox Cargo Management System – Includes illuminated, lockable, drainable bins on both bed sides, driver’s-side 115-volt outlet and pickup box lighting (short box only; Single Rear Wheel (SRW) only; Tradesman requires Remote Keyless Entry; not available with low-volume paints, Fifth-Wheel/ Gooseneck Prep Group or Box Delete; included with Level 1 Equipment Group on Limited and Level 2 Equipment Group on Rebel, Power Wagon and Laramie) (XB9)				O	O	O	•
Side Steps/Running Boards – Rock rails with side steps, Black, cab-length (included with Power Wagon Off-Road Package) (MM4)			O	P			
– Running boards, power (included with Level 1 Equipment Group on Limited Longhorn and Limited) (MY7)			O		O	P	•
– Side steps, flat, cab-length, Chrome (Crew Cab and Mega Cab® only; included with Dual-Rear-Wheel (DRW) applications; available on SRW and Level 1 Equipment Group; packaged with DRW Limited Longhorn monotone; requires Chrome Appearance Group on Tradesman) (MRS)	O	O			O	O/P	
– Side steps, flat, cab-length, painted (Crew Cab and Mega Cab only; included with DRW applications; available on SRW; available with Night Edition Package on Laramie and Big Horn (Black); included with Limited Longhorn two-tone) (MR4)		O	O		O	O/P	
– Side steps, flat, wheel-to-wheel, Chrome (Crew Cab and Mega Cab only; SRW applications; standard on Limited Longhorn; included with monotone paint; requires Chrome Appearance Group on Tradesman) (MR5)	O	O			O	•	
– Side steps, flat, wheel-to-wheel, painted (Crew Cab and Mega Cab only; SRW applications; available with Night Edition Package on Big Horn and Laramie (Black); included with Limited Longhorn two-tone) (MY5)		O	O		O	P	
– Side steps, tubular, Black, cab-length (Regular Cab and Power Wagon only) (MRU)	O	O	O	O			
– Side steps, tubular, Chrome, cab-length (Regular Cab only) (MRT)	O	O					
Sport Performance Hood (included with Sport Appearance Package and Night Edition Package) (MGB)			•	•	P		P
Tailgate – Damped (included with Big Horn Level 2 Equipment Group) (MWD)		P	•	•	•	•	•
– Locking (XJJ)	•	•	•	•	•	•	•
– Remote release (included with Laramie Level 1 and Level 2 Equipment Groups) (JKR)			•	P	P	•	•

• = Standard.   O = Optional.   P = Available with Package noted.   F = Fleet only.

	Tradesman®	Big Horn®	Rebel®	Power Wagon®	Laramie®	Limited Longhorn™	Limited
STANDARD FEATURES AND OPTIONS	2TA	2TZ	2TR	2TP	2TH	2TK	2TM
CPOS PACKAGE							

EXTERIOR FEATURES (CONTINUED)

Tie-Downs – Lower, fixed, boat-style (four)	•	•	•	•	•	•	•
– Upper, adjustable (four; included with RamBox Cargo Management System) (CL2)				P	P	P	P
Tonneau Cover – Soft tri-fold (requires pickup box lighting) (CS7)	O	O	O	O	O	O	O
Wheel Flares – Black, Power Wagon design (included with Power Wagon Group on Tradesman) (MMZ)	P		•	•			
– Painted Accent-colour (included with lower two-tone paint) (MMJ)					P	P	
– Painted Body-colour (MML)					•	•	•
Wheel Well Liners – Front SRW and DRW models (MHR)	•	•		•	•	•	•
– Rear (DRW only; included with DRW Group) (MWH)	•	•		•	•	•	•
– Rear (SRW only; included with Power Wagon Group on Tradesman) (MWH)	O/P	O		•	•	•	•
Windshield Wipers – Rain-sensitive (included with Level 1 and Level 2 Equipment Groups on Rebel, Power Wagon and Laramie, and Safety Group) (JHC)	P	P	P	P	P	•	•
– Variable/intermittent (JHA)	•	•	•	•	•	•	•

INTERIOR FEATURES

Air Conditioning – Dual-Zone Automatic Temperature Control (included with Big Horn Level 2 Equipment Group; included with 8.4-inch and 12-inch radios on 2TZ and 2TP; not available with Regular Cab) (HAF)		P	•	P	•	•	•
– Manual Temperature Control (base air conditioning) (HAA)	•	•		•			
Auxiliary Pass-Through Wires (quantity four; included with auxiliary switches) (BC3)			P				
Auxiliary Switches – Instrument panel-mounted (included with Snow Chief Group) (LHL)	O/P	O/P	O		O/P	O/P	O/P
Consoles and Storage – Closeout panel, in-floor storage (Crew Cab only) (CUH)	•	•		•	•		
– Fold-flat load floor (Crew Cab only) with underseat storage (included with *M9 seats and above) (CVN)		P	P	P	P	P	P
– Full-size floor console (included with bucket seats) (CUP)		P	P		P		
– Full-size floor console - Premium (included with bucket seats) (CVT)						P	P
– Overhead console (incandescent lighting; included with Tradesman Level 1 and Level 2 Equipment Groups) (CUN)	P/•	•	•	•			
– Overhead console (LED lighting; included with Level 1 and Level 2 Equipment Groups on Rebel and Power Wagon) (CUS)			P	P	•	•	•
– Storage, behind seat (Regular Cab and Mega Cab) (CU3)	•	•			•	•	•
– Storage, floor-mounted tray (included only with bench seat; included with manual transfer case; “L”-shaped version surrounding T-case handle; included with bench seat on Crew Cab and Mega Cab 4x2 and 4x4 with e-transfer case; small storage tray; no tray included on Regular Cab 4x2 or 4x4 with e-transfer case) (CUY)	P	P	•	•	P		
– Storage, front centre-seat cushion (included with *VI, *M9, *S9, *ZL, *TX and *V9 seats) (CVH)	P	P	P	P	P		
– Storage, in-floor boxes, rear (Crew Cab only; included with Level 1 and Level 2 Equipment Groups on Big Horn and Laramie) (CB9)		P	•	P	P	•	•
– Storage, rear underseat compartment (Crew Cab only) (CUE)	•	•	•	•	•	•	•
Door Locks – Manual (Regular Cab only) (JE8)	•						

2024 RAM 2500/3500 HEAVY DUTY

	Tradesman®	Big Horn®	Rebel®	Power Wagon®	Laramie®	Limited Longhorn™	Limited
STANDARD FEATURES AND OPTIONS							
CPOS PACKAGE	2TA	2TZ	2TR	2TP	2TH	2TK	2TM
INTERIOR FEATURES (CONTINUED)							
Door Locks (continued) – Powered and speed-sensitive (included with Tradesman Level 1 and Level 2 Equipment Groups on Regular Cab; standard on Crew Cab) (JPH)	P/•	•	•	•	•	•	•
– Remote Keyless Entry (included with Tradesman Level 1 and Level 2 Equipment Groups on Regular Cab; standard on Crew Cab; requires power locks; deletes manual lock cylinder from passenger side on 2TA) (GXM)			•				
– Remote proximity (passive) keyless entry (included with Tradesman Level 1 and Level 2 Equipment Groups on Rebel and Power Wagon) (GXD)			P				
Floor Covering – Carpet (included with Tradesman Level 2 Equipment Group) (CKE)	P	•		•	•	•	•
– Delete Carpet, replace with vinyl (CK9)	O						
– Vinyl, Black (not available on Mega Cab®; includes floor mat mounting provision) (CKJ)	•	O		O			
Floor Mats – Front, carpeted (Regular Cab only; included with Tradesman Level 2 Equipment Group) (CLA)	P	•					
– Front and rear, carpeted (included with Tradesman Level 2 Equipment Group; long, single rear mat) (CLE)	P	•		O	•		
– Front and rear, luxury rubber and carpet with metal badge (Limited; individual rear mats) (CLL)							•
– Front and rear, luxury rubber and carpet with metal badge (Limited Longhorn; long, single rear mat) (CLZ)						•	
– Front and rear, rubber (included with vinyl floor covering on Big Horn and Tradesman if Level 2 Equipment Group; long, single rear mat) (CLF)	O/P	O/P		•	O		
– Front, rubber (Regular Cab only; included with vinyl floor covering on Big Horn and Tradesman if Level 2 Equipment Group) (CLY)	O/P	O/P					
Instrument Cluster Display – 3.5-inch Driver Information Display (DID), colour (included with 8.4-inch radio, Convenience Group and Big Horn Level 1 Equipment Group) (JAK)	•	•					
– 7-inch DID, colour (included with Safety Group and Big Horn Level 2 Equipment Group) (JAL)	P	P			•		
– 12-inch Thin Film Transistor (TFT) colour display (JAN)			•	•		•	•
Key, Remote Start System – Key fob-activated (included with Big Horn Level 2 Equipment Group) (XBM)		O/P	•	O/P	•	•	•
Memory – Radio presets/driver’s-seat/exterior mirrors/power-adjust pedals (included with Laramie Level 1 and Level 2 Equipment Groups) (LEV)			P	P	P	•	•
Mirror – Auto-dimming (included with Full-Speed Forward Collision Warning Plus <sup>(2)</sup> with Automatic Emergency Braking; <sup>(4)</sup> Adaptive Cruise Control (ACC) with Stop and Go; <sup>(2)</sup> and Big Horn Level 1 Equipment Group) (GNK)	P	P	•	•	•	•	•
– Rearview, day/night (GNA)	•	•		•			
– Rearview, digital (dedicated camera located in Centre High-Mounted Stop Lamp (CHMSL); included with Tow-Mode Digital Rearview Mirror Package and Limited Level 1 Equipment Group) (GRG)	P	P	P	P	P	P	P
– Rearview, digital (included with Safety Group and Limited Level 1 Equipment Group) (GTG)	P	P		P	P	P	P
– Rearview, digital 3.0 (included with Towing Technology Group) (GNQ)			P				
Off-Road Pages Application in Radio (included with UEL and UEQ radios) (JA8)	P	P	P	P	P	•	•
Pedals – Non-adjustable (XA8)	•	•		•			
– Power-adjust (included with Big Horn Level 2 Equipment Group) (XAP)		P	•	P	•		
– Power-adjust with memory (included with Level 1 and Level 2 Equipment Groups on Rebel, Power Wagon and Laramie) (XAM)			P	P	P	•	•

• = Standard.   O = Optional.   P = Available with Package noted.   F = Fleet only.

	Tradesman®	Big Horn®	Rebel®	Power Wagon®	Laramie®	Limited Longhorn™	Limited
STANDARD FEATURES AND OPTIONS							
CPOS PACKAGE	2TA	2TZ	2TR	2TP	2TH	2TK	2TM
INTERIOR FEATURES (CONTINUED)							
Rear Window Defroster (included with Tradesman Level 2 Equipment Group and Big Horn Level 2 Equipment Group; paired with power-sliding rear window; available with fixed rear glass on Tradesman and Big Horn) (GFA)	O/P	O/P		•	•	•	•
Remote Keyless Entry (included with Tradesman Level 1 Equipment Group; requires power door locks; removes manual lock cylinder from passenger side on 2TA) (GXM)	P	•		•	•	•	•
Remote Proximity (passive) – Keyless entry (included with Power Wagon Level 2 Equipment Group) (GXD)				P	•	•	•
Seats – Cloth 40/20/40 split-bench front heated with power-adjust for driver, 60/40 split-folding rear bench with centre fold-down armrest and fold-flat load floor (*H9)			•				
– Cloth 40/20/40 split-bench front with manual-adjust and folding rear bench (Crew Cab and Mega Cab; included with Tradesman Level 2 Equipment Group) (*V9)	P/F	•					
– Heavy-duty vinyl 40/20/40 split-bench front with manual-adjust and folding rear bench (Crew Cab) (*TX)	•	F					
– Leather-trimmed 40/20/40 split-bench front heated with power-adjust for driver and passenger, 60/40 split-folding rear bench with centre fold-down armrest and fold-flat load floor (*VL)					•		
– Leather-trimmed 40/20/40 split-bench front heated and ventilated with power-adjust for driver and passenger, 60/40 split-folding heated rear bench with centre fold-down armrest and fold-flat load floor (included with Tradesman Level 2 Equipment Group) (*ZL)				P			
– Leather-trimmed, heated front bucket with full-length centre console, power-adjust for driver and passenger, 60/40 split-folding rear bench with centre fold-down armrest and fold-flat load floor (*GJ)					O		
– Leather-trimmed, heated and ventilated front bucket with full-length centre console, power-/memory-adjust for driver and power-adjust for passenger, 60/40 split-folding heated rear bench with centre fold-down armrest and fold-flat load floor (included with Level 1 Equipment Group on Power Wagon and Rebel) (*PL/*AL)			P	O			
– Premium cloth 40/20/40 split-bench front with power-adjust for driver, 60/40 split-folding rear bench with centre fold-down armrest and fold-flat load floor (included with Big Horn Level 1 and Level 2 Equipment Groups) (*M9)		O/P					
– Premium cloth front bucket with power-adjust for driver, full-length centre console, 60/40 split-folding rear bench with centre fold-down armrest and fold-flat load floor (requires Big Horn Level 1 or Level 2 Equipment Group) (*MJ)		O					
– Premium leather with filigree, heated and ventilated front bucket with full-length premium centre console, power-adjust for driver and passenger, 60/40 split-folding heated rear bench with centre fold-down armrest and fold-flat load floor (*XJ)						•	
– Premium leather, heated and ventilated front bucket with full-length premium centre console, power-adjust for driver and passenger, 60/40 split-folding heated rear bench with centre fold-down armrest and fold-flat load floor (*DJ)						O	
– Premium leather, heated and ventilated front bucket with full-length premium centre console, power-adjust for driver and passenger, 60/40 split-folding heated rear bench with centre fold-down armrest and fold-flat load floor (*UL)							•
– Premium leather-trimmed, heated and ventilated front bucket with full-length centre console, power-/memory-adjust for driver and power-adjust for passenger, 60/40 split-folding heated rear bench with centre fold-down armrest and fold-flat load floor (included with Level 2 Equipment Group on Power Wagon and Rebel) (*NL/*GL)			P	P			

2024 RAM 2500/3500 HEAVY DUTY

	Tradesman®	Big Horn®	Rebel®	Power Wagon®	Laramie®	Limited Longhorn™	Limited
STANDARD FEATURES AND OPTIONS	2TA	2TZ	2TR	2TP	2TH	2TK	2TM
CPOS PACKAGE							
INTERIOR FEATURES (CONTINUED)							
Seats (continued) – Premium vinyl and cloth with embossed-tread-pattern 40/20/40 split-bench front with power-adjust for driver, 60/40 split-folding rear bench with centre fold-down armrest and fold-flat load floor (*S9)				•			
– Premium vinyl and cloth with embossed-tread-pattern heated front bucket with full-length centre console, power-adjust for driver, 60/40 split-folding rear bench with centre fold-down armrest and fold-flat load floor (*K9)				O			
Speed Control – Adaptive Cruise Control (ACC) with Stop and Go <sup>(2)</sup> (included with Safety Group and Limited Level 1 Equipment Group) (NH3)	P	P	P	P	P	P	P
– Cruise control (NHM)	•	•	•	•	•	•	•
Steering Wheel – Audio controls (included with leather-wrapped steering wheels) (RDZ)	P	P	•	•	•	•	•
– Heated (included with Big Horn Level 2 Equipment Group; packaged with Heated Seats and Wheel Group (AGF)) (NHS)		P	•	P	•	•	•
– Leather-wrapped (included with Big Horn Level 1 and Level 2 Equipment Groups, and Safety Group) (SCV)	P	P			•		
– Leather-wrapped, perforated with Grey stitching (SCB)			•	•			
– Leather-wrapped with real wood (SCW)						•	•
– Urethane (SCF)	•	•					
Sunroof (not available with Regular Cab; requires Level 2 Equipment Group on Big Horn and Level 1 or Level 2 Equipment Group on Rebel, Power Wagon and Laramie) (GWA)		O	O	O	O	O	O
Universal Garage Door Opener <sup>(22)</sup> in Visor (included with Big Horn Level 2 Equipment Group) (XGD)		P	•	P	•	•	•
Visor – Cloth, driver’s- and passenger-side with illuminated vanity mirrors (included with Big Horn Level 1 Equipment Group and Power Wagon Level 1 Equipment Group) (GNC)		P		P	•	•	•
– Cloth, driver’s-side, without vanity mirror		•		•			
– Cloth, passenger-side, with illuminated vanity mirror (GN6)		•		•			
– Vinyl, driver’s-side, without vanity mirror	•						
– Vinyl, passenger-side, with vanity mirror (GNM)	•						
Windows – Manual (Regular Cab only) (JF8)	•						
– Power, front one-touch down (Regular Cab; included with Tradesman Level 1 and Level 2 Equipment Groups) (JPY)	P	•					
– Power, front one-touch up/down (Crew Cab and Mega Cab®) (JP3)	•	•	•	•	•	•	•
– Rear, fixed (GJD)	•	•	•				
– Rear, manual-sliding (Regular Cab only; included with Tradesman Level 2 Equipment Group and Big Horn Level 1 Equipment Group) (GFD)	O/P	O/P					
– Rear, power-sliding (Crew Cab and Mega Cab only; paired with defroster; included with Tradesman Level 2 Equipment Group, Big Horn Level 2 Equipment Group, Rebel/Power Wagon Level 1 and Level 2 Equipment Groups, and Laramie Level 1 and Level 2 Equipment Groups) (GFE)	P	P	P	•	•	•	•
– Rear window defroster (included with Tradesman Level 2 Equipment Group, Big Horn Level 2 Equipment Group, Rebel/Power Wagon Level 1 and Level 2 Equipment Groups, and Laramie Level 1 and Level 2 Equipment Groups; available with fixed rear glass on Tradesman and Big Horn) (GFA)			P				

	Tradesman®	Big Horn®	Rebel®	Power Wagon®	Laramie®	Limited Longhorn™	Limited
STANDARD FEATURES AND OPTIONS	2TA	2TZ	2TR	2TP	2TH	2TK	2TM
CPOS PACKAGE							
UCONNECT® MULTIMEDIA							
Accessory Delay	•	•		•	•	•	•
Active Noise Control System – Includes active-tuned mass modules on gas engine only (included with gas engine, diesel engines, Crew Cab and Mega Cab; not available with Regular Cab; included with Tradesman Level 1 and Level 2 Equipment Groups on Regular Cab only) (JLW)	P	P	P	P	P	P	P
Android Auto™ Capability <sup>(6)</sup> (included with 8.4-inch and 12-inch radios) (RF5)	P	P	•	•	•	•	•
Apple CarPlay™ Integration <sup>(6)</sup> (included with 8.4-inch and 12-inch radios) (RFP)	P	P	•	•	•	•	•
Compass and Temperature Display (in radio) (JFJ)	•	•	•	•	•	•	•
– GPS antenna input on radio (JLP)			•				
Connected Travel and Traffic Services <sup>(7)</sup> (included with UEL and UEQ radios) (RTV)	P	P	•	•	•	•	•
Connectivity, Radio – Auxiliary audio input, headphone jack	•	•	•	•	•	•	•
– Dual remote USB Media Hub - Charging only (two rear-seat-facing Type-A USB, charging-only connection points; included with Rebel/Power Wagon Level 2 Equipment Group and Laramie Level 2 Equipment Group with *VL bench seat) (RS2)			P	P	P		
– Dual remote USB Media Hub - One fully functional USB, one charging-only USB (each USB connection is a Type-A/-C USB pair; included with Big Horn Level 2 Equipment Group and Power Wagon Level 2 Equipment Group; not available with Regular Cab) (RS4)		P		P	•	•	•
– Front Media Hub - One fully functional USB, one charging-only USB, one auxiliary audio input (each USB connection is a Type-A/-C USB pair) (RSF)	•	•	•	•	•	•	•
– Single remote USB port - Charging only (centre armrest, Type-A) (RS3)	•	•	•	•	•	•	•
– USB host flip (included with 8.4-inch and 12-inch radios) (RF7)		P		•	•	•	•
– Wireless charging pad (requires bucket seats; included with Laramie Level 2 Equipment Group, Limited Longhorn Level 1 Equipment Group and Limited Level 1 Equipment Group) (RFX)					P	P	•
GPS Antenna Input on Radio (included with all radios) (JLP)	P	P		P	P	P	P
Power – 12-volt DC auxiliary power point (JJJ)	•	•	•	•	•	•	•
– 400-watt inverter (included with JKV 115-volt outlet and RamBox® Cargo Management System) (XHR)	P	P	•	•	•	•	•
– Accessory delay			•				
– Exterior 115-volt, 400-watt outlet (three-prong, located in driver’s-side pickup box inner or inside RamBox; included with front 115-volt, 400-watt outlet; not available with Box Delete) (XBE)	P	P	•	•	•	•	•
– Front 115-volt, 400-watt outlet (three-prong; requires Tradesman Level 1 Equipment Group; included with Big Horn Level 2 Equipment Group; requires Level 1 or Level 2 Equipment Group on Tradesman) (JKV)	O	O/P	•	•	•	•	•
– RamBox 115-volt, 400-watt outlet (three-prong), driver’s-side (included with RamBox System) (JKV)	P	P		P	P	P	•
– Rear 115-volt, 400-watt outlet (three-prong; included with Big Horn Level 2 Equipment Group and Rebel/Power Wagon Level 2 Equipment Group) (JJN)		P	P	P	•	•	•
Radios – Uconnect 3 with 5-inch touchscreen display (UCA)	•	•					
– Uconnect 5 with 8.4-inch touchscreen display (included with Big Horn Level 1 Equipment Group; requires Level 1 or Level 2 Equipment Group on Tradesman) (UED)	O	P					
– Uconnect 5 NAV with 8.4-inch touchscreen display (requires Convenience Group on Tradesman and Big Horn Level 1 or Level 2 Equipment Group) (UEL)			•				

• = Standard.   O = Optional.   P = Available with Package noted.   F = Fleet only.



# 2024 RAM 2500/3500 HEAVY DUTY

	Tradesman®	Big Horn®	Rebel®	Power Wagon®	Laramie®	Limited Longhorn™	Limited
STANDARD FEATURES AND OPTIONS	2TA	2TZ	2TR	2TP	2TH	2TK	2TM
CPOS PACKAGE							
UCONNECT® MULTIMEDIA (CONTINUED)							
Radios (continued) – Uconnect 5 NAV with 8.4-inch touchscreen display (requires Tradesman, Big Horn and Rebel/Power Wagon Level 1 Equipment Groups; included with Laramie Level 1 and Level 2 Equipment Groups) (UEL)	O	O		•	•	•	•
– Uconnect 5 NAV with 12-inch touchscreen display (requires Tradesman, Big Horn and Rebel/Power Wagon Level 1 Equipment Groups; included with Level 2 Equipment Group on Big Horn, Level 1 and Level 2 Equipment Groups on Rebel, Power Wagon and Laramie, and Level 1 Equipment Group on Limited Longhorn and Limited) (UEQ)	O	O	P	O	O	O/P	P
Ram Connect <sup>(8)</sup> (SOS/assist/cell connection; included with UCA radio) (RT1)	•						
SiriusXM® with 360L <sup>(10)</sup> (included with UEL and UEQ radios) (RTU)	P	P	•	P	P	•	•
SiriusXM with Six-Month Trial Subscription <sup>(10)</sup> (included with Tradesman Level 2 Equipment Group or UED radio) (RSD)	P/F	•		•	•	•	•
Speaker Systems, Audio – Base four-speaker system (standard on Regular Cab Tradesman only) (RCD)	•						
– Base six-speaker system (standard on Crew Cab and Mega Cab®) (RCG)	•/O	•	•	•			
– Premium seven-speaker system with centre instrument-panel speaker and amplifier (Regular Cab only) (RCK)		O					
– Premium 10-speaker Surround Sound system (Crew Cab and Mega Cab; nine amplifier speakers plus one subwoofer; included with Rebel/Power Wagon Level 2 Equipment Group; requires Big Horn Level 1 or Level 2 Equipment Group) (RC3)		O	O/P	O/P	•	•	•
– Premium 17-speaker Surround Sound system (Crew Cab and Mega Cab; requires Rebel/Power Wagon Level 2 Equipment Group; included with Level 2 Equipment Group on Rebel, Power Wagon and Laramie and Level 1 Equipment Group on Limited Longhorn and Limited) (RCA)			O/P	O	P	P	P
Trailer-Tow Pages (packaged with Uconnect 5 NAV with 12-inch display (UEQ) on all; packaged with Uconnect 5 NAV with 8.4-inch display (UEL) on Tradesman and Big Horn (JA7))	P	P		P	P	P	P
Uconnect Voice Command <sup>(13)</sup> with Wireless Technology (XRB)	•	•	•	•	•	•	•

## TIRES & WHEELS

Tires – 2500 - LT245/70R17E BSW Firestone® Transforce Highway-Terrain (H/T) All-Season (A/S) (2500 only) (TWD)	•						
– LT285/70R17D OWL Goodyear® Wrangler DuraTrac® All-Terrain (A/T) (included with Power Wagon Group) (TW2)	P			•			
– 2500 and 3500 Single Rear Wheel (SRW) - LT275/70R18E BSW Firestone Transforce H/T A/S (included with Chrome Appearance Group on Tradesman and 18-inch steel wheels) (TCN)	P	•			•	•	
– LT275/70R18E BSW A/T (TT6)			•	P			
– LT275/70R18E OWL Firestone Transforce A/T On-/Off-Road (included with Snow Chief Group and Off-Road Group if 18-inch wheels) (TCP)	O/P	O/P			O/P	O/P	O/P
– LT285/60R20E BSW A/T (packaged with 20x8-inch Black Diamond-Cut aluminum wheels (WRD) on Power Wagon) (TKN)			P	P			
– LT285/60R20E OWL Firestone Transforce A/T On-/Off-Road (included with 20-inch wheels; not available with Regular Cab) (TEA)		P			P	P	•

	Tradesman®	Big Horn®	Rebel®	Power Wagon®	Laramie®	Limited Longhorn™	Limited
STANDARD FEATURES AND OPTIONS	2TA	2TZ	2TR	2TP	2TH	2TK	2TM
CPOS PACKAGE							

## TIRES & WHEELS (CONTINUED)

Tires (continued) – 3500 Dual Rear Wheel (DRW) - LT235/80R17E BSW A/S Nexen® Roadian HTX (TV2)	•	•			•	•	•
– LT235/80R17E OWL On-/Off-Road Nexen Roadian (TV3)	O	O			O	O	O
– LT235/80R17E Goodyear Off-Road (3500 DRW only) (TSG)	O	O			O	O	O
Tires, Spare – Carrier (TBM)	•	•	•	•	•	•	•
– Full-size, add (requires Box Delete) (TBE)	O	O					
– Full-size, delete (included with Box Delete) (TBF)	P	P			•	•	•
– Full-size, matching (TBB)	•	•	•	•	•	•	•
Wheels, SRW Axle (2500 and 3500) – 17x8-inch cast aluminum Power Wagon, Black with machined face (included with Power Wagon Group; 2500 only) (WFZ)	P			•			
– 17-inch steel spare (2500 only) (WF1)	•			•			
– 18x8-inch Black Diamond-Cut aluminum (WBB)				P			
– 18x8-inch steel Argent-painted (standard on 3500; available on 2500; included with Box Delete) (WBN)	•/O/P						
– 18x8-inch steel Chrome-clad (included with Chrome Appearance Group on Tradesman) (WBH)	P	•					
– 18x8-inch steel Chrome-clad (WBH)	•	•					
– 18x8-inch cast aluminum, polished (included with Big Horn Level 1 Equipment Group; not available with Night Edition Package) (WBE)		O/P					
– 18x8-inch aluminum, polished (WBL)					•		
– 20x8-inch aluminum, painted Black (included with Night Edition Package) (WF3)		P			P		
– 20x8-inch Black Diamond-Cut aluminum (WRD)				O			
– 20x8-inch cast aluminum, polished/painted Satin Carbon with Chrome inserts (not available with Regular Cab or Night Edition Package; requires Big Horn Level 1 Equipment Group) (WRJ)		O			O		
– 20x8-inch aluminum, painted Satin Carbon with Chrome inserts (WH3)							•
– 18-inch steel spare (included with 18-inch wheels) (WKN)	P	•			•	•	•
Wheels, DRW Axle (3500 only) – 17x6-inch steel Argent-painted (available on Regular Cab Tradesman 4x2 DRW) (WFU)	•/O						
– 17x6-inch steel with Chrome finish (included with Chrome Appearance Group) (WD4)	P	•					
– 17x6-inch aluminum, polished (forged; included with Regular Cab Tradesman 4x2 DRW; included with Sport Appearance Package on DRW) (WF7)	P	O			•		•
– 17x6-inch aluminum, polished (forged) (WF9)						•	
– 17-inch steel spare (included with DRW) (WF1)	•	•			•	•	•
– 17x6-inch aluminum spare (WF7 wheels; included with Regular Cab Tradesman 4x2 DRW) (W1B)	P						

## SAFETY & SECURITY

Adaptive Cruise Control (ACC) with Stop and Go <sup>(2)</sup> (included with Safety Group and Limited Level 1 Equipment Group) (NH3)	P	P	P	P	P	P	P
Adaptive Steering – Variable Steering Effort System (included with Lane Keep Assist <sup>(2)</sup> ) (SJE)	P	P	O/P	O/P	O/P	O/P	P

• = Standard. O = Optional. P = Available with Package noted. F = Fleet only.

2024 RAM 2500/3500 HEAVY DUTY

	Tradesman®	Big Horn®	Rebel®	Power Wagon®	Laramie®	Limited Longhorn™	Limited
STANDARD FEATURES AND OPTIONS							
CPOS PACKAGE	2TA	2TZ	2TR	2TP	2TH	2TK	2TM
SAFETY & SECURITY (CONTINUED)							
Air Bags <sup>(19)</sup> – Advanced multistage, front (CG3)	•	•	•	•	•	•	•
– Supplemental side-curtain (CGS)	•	•	•	•	•	•	•
– Supplemental side-seat (CJ1)	•	•	•	•	•	•	•
Back-Up Alarm <sup>(2)</sup> (audible alarm when vehicle is in Reverse) (XAW)	O	O	O	O	O	O	O
Blind-Spot Monitoring (BSM) <sup>(2)</sup> and Rear Cross-Path Detection System <sup>(2)</sup> (included with Safety Group, Towing Technology Group, Big Horn Level 2 Equipment Group, Laramie Level 1 and Level 2 Equipment Groups, and Limited Longhorn Level 1 Equipment Group; requires Tradesman Level 1 or Level 2 Equipment Group, 360° Surround-View Camera System <sup>(1)</sup> and Towing Technology Group) (XAN)	P	O/P	O/P	O/P	O/P	O/P	•
Cameras – 360° Surround-View Camera System <sup>(1)</sup> (includes dynamic front tire lines on Power Wagon only; included with Towing Technology Group and Limited Level 1 Equipment Group; requires BSM <sup>(2)</sup> and Rear Cross-Path Detection System <sup>(2)</sup> and Cargo-View Centre High-Mounted Stop Lamp (CHMSL) Camera <sup>(b)</sup> ; not available with Pickup Box Delete on Regular Cab) (XAK)		P	P	P	P	P	P
– Auxiliary (Trailer) Camera Prep - Provides in-cab wiring, camera HDMI in radio, seven-/12-pin rear bumper connector and/or seven-/12-pin pickup bed connector (included with Fifth-Wheel/Gooseneck Prep Group; auxiliary camera available separately as Mopar® Accessory) (XFQ)		O	O	O	O	O	O
– Auxiliary (Trailer) Camera System, Wired (Mopar Accessory available at retailer; requires 8.4-inch or 12-inch radio, Auxiliary (Trailer) Camera Prep or Big Horn Level 1 Equipment Group; single-camera compatibility; not available with Centre High-Mounted Stop Lamp (CHMSL) camera without 360° Surround-View Camera System <sup>(1)</sup> )		O		O	O	O	O
– Auxiliary (Trailer) Camera System; <sup>(2)</sup> Wired (Mopar Accessory available at retailer; requires 8.4-inch or 12-inch radio, Auxiliary (Trailer) Camera Prep; single-camera compatibility; not available with CHMSL camera without 360° Surround-View Camera System <sup>(1)</sup> )			O				
– Auxiliary wireless camera (requires Uconnect® 5 (UEQ)) (XNX)	O	O		O	O	O	O
– Cargo-View Centre High-Mounted Stop Lamp (CHMSL) Camera <sup>(b)</sup> and cargo box illumination (includes dynamic centreline with 360° Surround-View Camera System <sup>(1)</sup> ; requires Level 1 or Level 2 Equipment Groups on Tradesman and Big Horn; not available with incandescent CHMSL or Regular Cab; included with Limited Level 1 Equipment Group, Max Tow Package and Towing Technology Group) (LPD)		O/P	O/P	O/P	O/P	O/P	O/P
– ParkView® Rear Back-Up Camera <sup>(2)</sup> (XAC)	•	•	•	•	•	•	•
– Trailer Reverse Steering Control <sup>(2)</sup> (packaged with Tow Technology Plus Group (AVS) on Limited and Limited Longhorn) (XA1)						P	P
– Trailer Surround-View Camera System <sup>(1)</sup> (requires Tech Package, Towing Technology Group or Limited Level 1 Equipment Group) (XN1)			O				
Child Seat Anchor System – LATCH (CGU)	•	•		•	•	•	•
DOT Safety Kit (included with Max Tow Package) (ACL)	O/P	O/P	O	O	O/P	O/P	O/P
Full-Speed Forward Collision Warning Plus <sup>(2)</sup> with Automatic Emergency Braking <sup>(4)</sup> (included with Safety Group and Limited Level 1 Equipment Group) (LSU)	P	P	P	P	P	P	P
Hill Descent Control (included with Off-Road Group) (BNH)	P	P	•	•	P	P	P
Lane Keep Assist <sup>(2)</sup> (included with Safety Group and Limited Level 1 Equipment Group) (LAS)	P	P	P	P	P	P	P
Park-Sense® Front and Rear Park Assist <sup>(2)</sup> (included with Big Horn Level 2 Equipment Group and Laramie Level 1 and Level 2 Equipment Groups; requires Level 1 Equipment Group as a standalone option on Big Horn) (XAG)		O/P	•	•	•	•	•

• = Standard.   O = Optional.   P = Available with Package noted.   F = Fleet only.

	Tradesman®	Big Horn®	Rebel®	Power Wagon®	Laramie®	Limited Longhorn™	Limited
STANDARD FEATURES AND OPTIONS							
CPOS PACKAGE	2TA	2TZ	2TR	2TP	2TH	2TK	2TM
SAFETY & SECURITY (CONTINUED)							
Park-Sense Rear Park Assist <sup>(2)</sup> (XAA)	O	O					
Rear-Seat Reminder Alert (JFB)	•	•	•	•	•	•	•
Restraints <sup>(21)</sup> – Front, height-adjustable three-point seat belts (outboard positions only) (CGD)	•	•	•	•	•	•	•
Security Alarm <sup>(20)</sup> (included with Big Horn Level 2 Equipment Group and Rebel/Power Wagon Level 1 and Level 2 Equipment Groups) (LSA)		O/P	O/P	O/P	•	•	•
Selectable Tire-Fill Alert (included with 8.4-inch and 12-inch radios) (LA5)	P	•		•	•	•	•
Sentry Key® Theft Deterrent System – Engine immobilizer (GXX)	•	•	•	•	•	•	•
Tire-Fill Alert (LAW)	•	•		•	•	•	•
Tire Pressure Information System, Cluster Display (3500 only) (XBT)	•	•			•	•	•
Tire Pressure Monitoring, Cluster Display (2500 only) (XGM)	•	•	•	•	•	•	•
Tow-Mode Camera – Wired (included with Tow-Mode Digital Rearview Mirror Package) (XH7)	O/P	O/P		O/P	O/P	O/P	O/P
Trailer Brake Controller – Electronic Trailer Brake Controller (included with Max Tow Package) (XHC)	O/P	•		•	•	•	•
Trailer Light Check (included with Trailer Brake Controller) (JJ1)	P	•		•	•	•	•
Trailer Reverse Guidance <sup>(2)</sup> (included with Limited Level 1 Equipment Group and 360° Surround-View Camera System <sup>(1)</sup> ) (XPU)		P	P	P	P	P	P
Trailer Surround-View Camera System <sup>(1)</sup> (Crew Cab) (XN1)	O	O		O	O	O	O
Trailer Tire Pressure Monitoring System (requires 8.4-inch or 12-inch radio; requires Level 1 or Level 2 Equipment Group on Tradesman and Big Horn) (XG9)		O		O	O	O	O
EQUIPMENT GROUPS							
Big Horn Level 1 Equipment Group – Includes 18-inch cast aluminum, polished wheels (Single Rear Wheel (SRW) only), fog lamps, Black power/heated/puddle/turn/power-folding halogen exterior mirrors, *M9 premium cloth seats, leather-wrapped steering wheel with audio controls, rearview, auto-dimming interior mirror, driver's- and passenger-side visor with illuminated vanity mirror, Universal Garage Door Opener <sup>(22)</sup> in visor, switchable dome lamp, footwell lighting, upper closed glove box with painted door and Big Horn badge, lighting, glove boxes, power-adjust pedals, storage, rear in-floor boxes (Crew Cab only), fold-flat load floor (Crew Cab only) and rear manual-sliding mirror (Regular Cab only) (A62)		O					
Big Horn Level 2 Equipment Group – Includes Big Horn Level 1 Equipment Group plus 7-inch Driver Information Display (DID) colour cluster display, key fob-activated Remote Start System, security alarm <sup>(20)</sup> Park-Sense Front and Rear Park Assist <sup>(2)</sup> (six rear sensors with Dual Rear Wheels (DRW)), heated front seats, heated steering wheel, air conditioning with Dual-Zone Automatic Temperature Control (not available with Regular Cab), rear power-sliding window (Crew Cab and Mega Cab® only), rear window defroster (Crew Cab and Mega Cab only), charging-only dual remote USB ports (not available with Regular Cab), 115-volt, 400-watt AC power outlets (front, rear; rear not available with Regular Cab) and damped tailgate (A63)		O					
Laramie Level 1 Equipment Group – Includes Auto High-Beam Headlamp Control, rain-sensitive windshield wipers, power-release tailgate, storage, rear in-floor boxes (Crew Cab only), ventilated outboard seating positions (three levels), memory for radio/driver's seat/mirrors/pedals, 6x9-inch power/heated mirrors (Black), power-adjust pedals, BSM <sup>(2)</sup> and Rear Cross-Path Detection System, <sup>(2)</sup> and Uconnect 5 NAV with 8.4-inch touchscreen (A66)					O		

2024 RAM 2500/3500 HEAVY DUTY

	Tradesman®	Big Horn®	Rebel®	Power Wagon®	Laramie®	Limited Longhorn™	Limited
STANDARD FEATURES AND OPTIONS							
CPOS PACKAGE	2TA	2TZ	2TR	2TP	2TH	2TK	2TM
EQUIPMENT GROUPS (CONTINUED)							
Laramie Level 2 Equipment Group – Includes Laramie Level 1 Equipment Group plus heated rear seats (three adjustment levels), charging-only dual remote USB ports, wireless charging pad (bucket seats only) and premium 17-speaker Surround Sound system (A67)					O		
Limited Level 1 Equipment Group – Includes 360° Surround-View Camera System <sup>(1)</sup> Full-Speed Forward Collision Warning Plus <sup>(2)</sup> with Automatic Emergency Braking; <sup>(4)</sup> Adaptive Cruise Control (ACC) with Stop and Go; <sup>(2)</sup> digital rearview mirror, Lane Keep Assist; <sup>(2)</sup> Cargo-View Centre High-Mounted Stop Lamp (CHMSL) Camera <sup>(1)</sup> premium 17-speaker Surround Sound system and Trailer Reverse Guidance <sup>(2)</sup> (A69)							O
Limited Longhorn Level 1 Equipment Group – Includes Blind-Spot Monitoring (BSM) <sup>(2)</sup> and Rear Cross-Path Detection System; <sup>(2)</sup> Uconnect® 5 NAV with 12-inch touchscreen, premium 17-speaker Surround Sound system, wireless charging pad and power-running boards (A68)						O	
Rebel/Power Wagon Level 1 Equipment Group – Includes key fob-activated Remote Start System, power-adjust pedals, perforated leather steering wheel with audio controls/Grey stitching/heat, heated front seats, storage, rear in-floor boxes (Crew Cab only), Universal Garage Door Opener <sup>(22)</sup> in visor, driver’s- and passenger-side visor with illuminated vanity mirror, and power-release tailgate (A64)				O			
Rebel/Power Wagon Level 2 Equipment Group – Includes *ZL leather-trimmed seats, premium audio (nine speakers and one subwoofer), Black power/heated/puddle/turn/memory/power-folding/power convex/trailer spotter light, trailer-tow mirrors, power-adjust pedals with memory, memory for radio/driver’s seat/mirrors/pedals, Auto High-Beam Headlamp Control, rain-sensitive windshield wipers, LED interior accent lighting, Dual-Zone Automatic Temperature Control, remote proximity (passive) keyless entry, charging-only dual remote USB ports, 115-volt, 400-watt AC power outlet (rear) and security alarm <sup>(20)</sup> (A65)				O			
Tradesman Level 1 Equipment Group – Includes overhead console, incandescent lighting (Regular Cab only), power windows with one-touch down (Regular Cab only), speed-sensitive power door locks (Regular Cab only), premium vinyl door trim (Regular Cab only), 6x9-inch power/heated mirrors (Black; 2500 Regular Cab only), trailer-tow, power/heated/puddle/turn/manual-folding mirrors (Black; 3500 Regular Cab only), Remote Keyless Entry and Satin Chrome polished interior door handles (A61)	O						
Tradesman Level 2 Equipment Group – Includes Tradesman Level 1 Equipment Group plus *V9 cloth seats, floor covering, carpet, front (Regular Cab) and rear (Crew Cab) carpeted floor mats, rear manual-sliding window (Regular Cab only), rear power-sliding window (Crew Cab) and rear window defroster (Crew Cab only) (A6B)	O						
Trailer Technology Group – Includes rearview, auto-dimming digital mirror (GNQ) and Trailer Reverse Steering Control <sup>(2)</sup> (XA1) (requires Limited Level 1 Equipment Group (A69) or Lane Keep Assist <sup>(2)</sup> (LAS)) (AVS)						O	O
APPEARANCE PACKAGES							
Chrome Appearance Group – Includes side steps, flat, wheel-to-wheel Chrome belt moulding and Chrome tow hooks (AMP)					O	O	O
Chrome Appearance Group (Tradesman) – Includes Chrome front and rear bumpers, upper header/ lower appliqué, Chrome Tradesman grille, Chrome nostrils, 18x8-inch steel Chrome-clad wheels (Single Rear Wheels (SRW)) and 17x6-inch steel wheels with Chrome finish (Dual Rear Wheels (DRW)) (AMP)	O						

	Tradesman®	Big Horn®	Rebel®	Power Wagon®	Laramie®	Limited Longhorn™	Limited
STANDARD FEATURES AND OPTIONS							
CPOS PACKAGE	2TA	2TZ	2TR	2TP	2TH	2TK	2TM
APPEARANCE PACKAGES (CONTINUED)							
Night Edition Package – Includes 20-inch Black wheels (SRW only), LT285/60R20E OWL Firestone® Transforce All-Terrain (A/T) On-/Off-Road tires (SRW only), Black mirrors, Black headlamp bezel, Black taillamp bezel, Black grille, Black badges, and Park-Sense® Front and Rear Park Assist <sup>(2)</sup> (requires Big Horn or Laramie Level 1 or Level 2 Equipment Group) (ASH)		O			O		O
Sport Appearance Package – Includes monotone paint, Body-colour door handles and front and rear bumpers, upper header/lower appliqué painted Body-colour, Black interior with Black headliner, Black interior accents (Piano Silverline instrument panel, door and console trim on Laramie only), Park-Sense Front and Rear Park Assist <sup>(2)</sup> (six rear sensors with DRW; Big Horn only; standard on Laramie), and 17-inch polished aluminum wheels (Big Horn DRW only) (AEF)		O			O		
OPTION GROUPS							
Bed Utility Group – Includes pickup box lighting, spray-in bedliner and rear deployable bed step (requires Tradesman Level 1 or Level 2 Equipment Group) (ANT)	O	O		O	O		
Convenience Group – Includes acoustic windshield, 3.5-inch Driver Information Display (DID) colour instrument cluster, auto-dimming interior rearview mirror and Dual-Zone Automatic Temperature Control (requires Tradesman Level 1 or Level 2 Equipment Group and UEL or UEQ radio) (ADC)	O						
DRW Group – Includes rear wheelhouse liners, cab-mounted LED clearance lamps, and box and rear fender-mounted LED clearance lamps (3500 only; included with Max Tow Package) (WLA)	O/P	O/P			O/P	O/P	O/P
Fifth-Wheel/Gooseneck Prep Group – Includes bed-mounted seven-pin connector, mounting holes for fifth-wheel hitch and gooseneck ball, and mounting hole covers (included with Max Tow Package) (AHU)	O/P	O/P			O/P	O/P	O/P
Heated Seats and Wheel Group – Includes heated front seats and heated leather-wrapped steering wheel (requires Big Horn Level 1 Equipment Group) (AGF)		O					
Heavy-Duty Snow Plow Prep Group – Includes 220-amp alternator and transfer case skid plate (4x4 only) (AHD)	O	O			O	O	O
Max Tow Package – Includes 13,608-kg (30,000-lb) fifth-wheel hitch, auto-levelling rear air suspension, Fifth-Wheel/Gooseneck Prep Group, Cargo-View Centre High-Mounted Stop Lamp (CHMSL) Camera <sup>(1)</sup> Trailer Brake Controller, daytime running lamps (DRLs) and DOT Safety Kit (3500 only; requires 6.7L High-Output (HO) Cummins® diesel engine with 6-speed AISIN® transmission, 4.10 axle ratio and DRW) (AJL)	O	O			O	O	O
Off-Road Group – Includes front/rear Bilstein® shocks, transfer case skid plate, tow hooks, Hill Descent Control, A/T tires and off-road decal (2500 4x4 only) (ARC)	O	O			O	O	O
Power Wagon Group – Includes Ram Articulink® front suspension, front/rear Bilstein shocks, Hill Descent Control, Tru-Lok® front and rear axles, 4.10 axle ratio, tow hooks, fuel tank skid plate, transfer case skid plate, front electric winch, Black wheel flares, fog lamps, Chrome front and rear bumpers, front disconnecting stabilizer bar, 17-inch aluminum Power Wagon wheels, LT285/70R17D OWL Goodyear® Wrangler DuraTrac® A/T tires and rear wheel well liners (2500, gas engine, Crew Cab and 4x4 only) (ACE)	O						
Power Wagon Off-Road Package – Includes Mopar® Rock Rails with Side Steps and 17-inch painted cast aluminum beadlock-capable wheels (AF9)				O			
Premium Lighting Group – Includes LED headlamps, LED taillamps and LED fog lamps (requires Big Horn Level 2 Equipment Group) (AD6)	P	P/O					

• = Standard.   O = Optional.   P = Available with Package noted.   F = Fleet only.



2024 RAM 2500/3500 HEAVY DUTY

STANDARD FEATURES AND OPTIONS	Tradesman®	Big Horn®	Rebel®	Power Wagon®	Laramie®	Limited Longhorn™	Limited
CPOS PACKAGE	2TA	2TZ	2TR	2TP	2TH	2TK	2TM
OPTION GROUPS (CONTINUED)							
Protection Group – Includes tow hooks and transfer case skid plate (4x4 only) (ADB)	O	O			O	O	O
Safety Group – Includes Blind-Spot Monitoring (BSM) <sup>(2)</sup> and Rear Cross-Path Detection System; <sup>(2)</sup> mid-level LED headlamps (Tradesman and Big Horn), premium taillamps (Tradesman and Big Horn), premium LED fog lamps (Tradesman and Big Horn), rain-sensitive windshield wipers, Auto High-Beam Headlamp Control, Full-Speed Forward Collision Warning Plus <sup>(2)</sup> with Automatic Emergency Braking; <sup>(4)</sup> 3.0 digital rearview mirror, Lane Keep Assist; <sup>(2)</sup> and Adaptive Cruise Control (ACC) with Stop and Go <sup>(2)</sup> (requires Tradesman Level 1 or Level 2 Equipment Group) (AAU)	O	O		O	O	O	O
Snow Chief Group – Includes 220-amp alternator, antispin rear differential, instrument panel-mounted auxiliary switches, LED clearance lamps, LT275/70R18E OWL On-/Off-Road tires (if 18-inch wheels) and transfer case skid plate (not available with 4x2, Dual Rear Wheel (DRW) Group or Night Edition Package) (AD2)	O	O			O	O	O

STANDARD FEATURES AND OPTIONS	Tradesman®	Big Horn®	Rebel®	Power Wagon®	Laramie®	Limited Longhorn™	Limited
CPOS PACKAGE	2TA	2TZ	2TR	2TP	2TH	2TK	2TM
OPTION GROUPS (CONTINUED)							
Tech Package – Includes Cargo-View Centre High-Mounted Stop Lamp (CHMSL) Camera; <sup>(1)</sup> LED headlamps and fog lamps, premium nine-speaker audio system, Uconnect® 5 NAV with 12-inch touchscreen display, and 360° Surround-View Camera System <sup>(1)</sup> with Trailer Reverse Guidance <sup>(2)</sup> (requires Big Horn Level 2 Equipment Group; not available on Regular Cab) (AA2)		O					
Trailer Technology Group – Includes 3.0 digital rearview mirror and Trailer Reverse Steering Control <sup>(2)</sup> (requires Towing Technology Group or M1 Group) (AVS)	O	O	O	O	O	O	O
Towing Technology Group – Includes 360° Surround-View Camera System; <sup>(1)</sup> Cargo-View Centre High-Mounted Stop Lamp (CHMSL) Camera <sup>(1)</sup> with dynamic grid lines, Trailer Reverse Guidance; <sup>(2)</sup> trailer-tow mirror with trailer spotter light, and BSM <sup>(2)</sup> and Rear Cross-Path Detection System <sup>(2)</sup> (requires 8.4-inch or 12-inch radio and Level 1 or Level 2 Equipment Group) (AAN)		O		O	O	O	
Tow-Mode Digital Rearview Mirror Package – Includes 3.0 digital rearview mirror and wired tow-mode camera <sup>(2)</sup> (requires Tradesman Level 1 or Level 2 Equipment Group) (AVF)						O	O

• = Standard.   O = Optional.   P = Available with Package noted.   F = Fleet only.

# 2024 RAM 3500/4500/5500 CHASSIS CAB



**SELECT FEATURES**

- 6.4L HEMI® V8 engine / 8-speed Automatic transmission (3500) / 6-speed Automatic transmission (4500 / 5500)
- Air conditioning
- Alternator – 220-amp
- Auxiliary input jack for mobile devices
- Auxiliary power outlets – 12-volt
- Auxiliary switches – Five
- Battery – 730-amp (one per vehicle with gas engine; two per vehicle with diesel engine)
- Engine cooling – Heavy-duty
- Headlamps – Automatic
- Lamps – Cab-clearance
- Rear – Antispin differential
- Shock absorbers – Heavy-duty
- Speed control
- Stabilizer bar – Front
- Steering – Power, recirculation ball
- USB port – Media port with Type-A/-C USB pairs and auxiliary input port
- Windshield wipers – Variable/intermittent

**SAFETY & SECURITY**

- Air bags<sup>(19)</sup> – Multistage front
- Brakes – Power-assisted four-wheel antilock disc
- Electronic Stability Control (ESC)<sup>(3)</sup>
- ParkView® Rear Back-Up Camera<sup>(2)</sup> (Available)
- Sentry Key® Theft Deterrent System – Engine immobilizer

**AVAILABLE FLEET FEATURES**

- Emergency/Fire/Rescue Special Emissions Package
- Low-volume paint options
- Two additional key fobs

ENGINES	HORSEPOWER	TORQUE
6.4L HEMI V8 Variable Valve Timing (VVT)	410	429 (3500 SRW)
	370	429 (3500 / 4500 / 5500)
6.7L Cummins® High-Output Turbo Diesel I-6	360	800

ALL RAM CHASSIS CAB INTERIORS* mm (in)		
	Regular Cab	Crew Cab
Headroom (front / rear)	1011 (39.8)	1038 (40.9) / 1010 (39.8)
Hip Room (front / rear)	1598 (62.9)	1598 (62.9) / 1593 (62.7)
Shoulder Room (front / rear)	1675 (65.9)	1675 (65.9) / 1666 (65.6)
Legroom (front / rear)	1040 (40.9)	1040 (40.9) / 1022 (40.2)
Seating Capacity	3	6

\*Specifications are based on 2023MY information.

# 2024 RAM 3500/4500/5500 CHASSIS CAB

## EXTERIOR PAINT COLOURS\*

Diamond Black  
Crystal Pearl

Granite Crystal  
Metallic

Billet Silver  
Metallic

Patriot Blue  
Pearl

Red Pearl

Flame Red

Pearl White

Bright White

\*Selections may not be available on all trim levels/models and may be limited/restricted based on availability.



RAM 3500 CHASSIS CAB MAX JOB RATING INFORMATION* kg (lb; 3500 DD)							
Powertrain			Regular Cab 60" CA (4x2 / 4x4) SRW	Regular Cab 60" CA (4x2 / 4x4) DRW	Regular Cab 84" CA (4x2 / 4x4) DRW	Crew Cab 60" CA (4x2 / 4x4) SRW	Crew Cab 60" CA (4x2 / 4x4) DRW
6.4L HEMI® V8	8HP75 8-speed Automatic Transmission	Max GVWR	4853 (10,700) / 4990 (11,000)	6124 (13,500)	6124 (13,500)	4853 (10,700) / 4990 (11,000)	6124 (13,500)
		Max Payload	2236 (4930) / 2263 (4990)	3348 (7380) / 3243 (7150)	3311 (7300) / 3184 (7020)	2037 (4490) / 2028 (4470)	3134 (6910) / 3007 (6630)
		Max GAWR (front / rear)	2495 (5500) / 3084 (6800)	2495 (5500) / 4468 (9850)	2495 (5500) / 4468 (9850)	2495 (5500) / 3084 (6800)	2495 (5500) / 4468 (9850)
		Max Towing	7294 (16,080) / 7185 (15,840)	7135 (15,730) / 7031 (15,500)	7099 (15,650) / 6972 (15,370)	7094 (15,640) / 6949 (15,320)	6922 (15,260) / 6795 (14,980)
		Max GCWR	9979 (22,000)	9979 (22,000)	9979 (22,000)	9979 (22,000)	9979 (22,000)
6.4L HEMI V8	AISIN® Heavy-Duty 6-speed Automatic Transmission AS66RC	Max GVWR	4853 (10,700) / 4990 (11,000)	6350 (14,000)	6350 (14,000)	4853 (10,700) / 4990 (11,000)	6350 (14,000)
		Max Payload	2177 (4800) / 2204 (4860)	3515 (7750) / 3411 (7520)	3479 (7670) / 3352 (7390)	1978 (4360) / 1969 (4340)	3298 (7270) / 3175 (7000)
		Max GAWR (front / rear)	2495 (5500) / 3084 (6800)	2495 (5500) / 4468 (9850)	2495 (5500) / 4468 (9850)	2495 (5500) / 3084 (6800)	2495 (5500) / 4468 (9850)
		Max Towing	8596 (18,950) / 8487 (18,710)	8437 (18,600) / 8332 (18,370)	8401 (18,520) / 8274 (18,240)	8396 (18,510) / 8251 (18,190)	8219 (18,120) / 8097 (17,850)
		Max GCWR	11,340 (25,000)	11,340 (25,000)	11,340 (25,000)	11,340 (25,000)	11,340 (25,000)
6.7L Cummins® Turbo Diesel	AISIN Heavy-Duty 6-speed Automatic Transmission AS69RC	Max GVWR	5262 (11,600) / 5443 (12,000)	6350 (14,000)	6350 (14,000)	5262 (11,600) / 5443 (12,000)	6350 (14,000)
		Max Payload	2263 (4990) / 2331 (5140)	3193 (7040) / 3084 (6800)	3152 (6950) / 3025 (6670)	2064 (4550) / 2100 (4630)	2976 (6560) / 2849 (6280)
		Max GAWR (front / rear)	2722 (6000) / 3084 (6800)	2722 (6000) / 4468 (9850)	2722 (6000) / 4468 (9850)	2722 (6000) / 3084 (6800)	2722 (6000) / 4468 (9850)
		Max Towing	9408 (20,740) / 9294 (20,490)	11,744 (25,890) / 11,635 (25,650)	11,703 (25,800) / 11,576 (25,520)	9208 (20,300) / 9063 (19,980)	11,526 (25,410) / 11,399 (25,130)
		Max GCWR	12,474 (27,500)	14,969 (33,000)	14,969 (33,000)	12,474 (27,500)	14,969 (33,000)

RAM 3500 CHASSIS CAB MAX JOB RATING INFORMATION* kg (lb; 3500 DF 10K GVWR SRW)				
Powertrain			Regular Cab 60" CA (4x2 / 4x4) SRW	Crew Cab 60" CA (4x2 / 4x4) SRW
6.4L HEMI V8	8HP75 8-speed Automatic Transmission	Max GVWR	4491 (9900)	4491 (9900)
		Max Payload	1873 (4130) / 1764 (3890)	1674 (3690) / 1529 (3370)
		Max GAWR (front / rear)	2495 (5500) / 3084 (6800)	2495 (5500) / 3084 (6800)
		Max Towing	7734 (17,050) / 7734 (17,050)	7734 (17,050) / 7734 (17,050)
		Max GCWR	10,886 (24,000)	10,886 (24,000)

\*Payload and Max Trailer Weights are ESTIMATED values. All values are shown in kg (lb) unless otherwise stated. Payload and Max Trailer Weight values are rounded to the nearest 5 kg (10 lb). Payload = Gross Vehicle Weight Rating (GVWR) - Base Weight. Gross Axle Weight Ratings (GAWRs), GVWRs and Gross Combined Weight Ratings (GCWRs) should never be exceeded. Recommended tongue weight determined by class of hitch receiver and hardware limits of upfit. Upfit or aftermarket equipment weight not included in Base Weight. Frontal Area: Maximum allowable Frontal Area, in m² (ft²), that the vehicle can project. For details on calculations, please refer to Ram Body Builders Guide. If VECI Label and Max Upfit Weight not available: Vehicle is not restricted to MCVW, Frontal Area or Maximum Upfit Weight limits; however, GVWR/GAWR/GCWR cannot be exceeded.



# 2024 RAM 3500/4500/5500 CHASSIS CAB

RAM 4500 CHASSIS CAB MAX JOB RATING INFORMATION* kg (lb)							
Powertrain		Regular Cab 60" CA (4x2 / 4x4)	Regular Cab 84" CA (4x2 / 4x4)	Regular Cab 108" CA (4x2 / 4x4)	Regular Cab 120" CA (4x2 / 4x4)	Crew Cab 60" CA (4x2 / 4x4)	Crew Cab 84" CA (4x2 / 4x4)
6.4L HEMI® V8 with AISIN® Heavy-Duty 6-speed Automatic Transmission AS66RC	Max GVWR	7484 (16,500)	7484 (16,500)	7484 (16,500)	7484 (16,500)	7484 (16,500)	7484 (16,500)
	Max Payload	4395 (9690) / 4218 (9300)	4323 (9530) / 4150 (9150)	4255 (9380) / 4096 (9030)	4191 (9240) / 4069 (8970)	4132 (9110) / 3973 (8760)	4069 (8970) / 3933 (8670)
	Max GAWR (front / rear)	2722 (6000) / 5443 (12,000)	2722 (6000) / 5443 (12,000)	2722 (6000) / 5443 (12,000)	2722 (6000) / 5443 (12,000)	2722 (6000) / 5443 (12,000)	2722 (6000) / 5443 (12,000)
	Max Towing	9770 (21,540) / 9593 (21,150)	9698 (21,380) / 9525 (21,000)	9630 (21,230) / 9471 (20,880)	9566 (21,090) / 9444 (20,820)	9507 (20,960) / 9349 (20,610)	9444 (20,820) / 9308 (20,520)
	Max GCWR	12,927 (28,500)	12,927 (28,500)	12,927 (28,500)	12,927 (28,500)	12,927 (28,500)	12,927 (28,500)
6.7L Cummins® Turbo Diesel with AISIN Heavy-Duty 6-speed Automatic Transmission AS69RC	Max GVWR	7484 (16,500)	7484 (16,500)	7484 (16,500)	7484 (16,500)	7484 (16,500)	7484 (16,500)
	Max Payload	4046 (8920) / 3865 (8520)	3942 (8690) / 3769 (8310)	3901 (8600) / 3715 (8190)	3865 (8520) / 3688 (8130)	3751 (8270) / 3592 (7920)	3688 (8130) / 3552 (7830)
	Max GAWR (front / rear)	3289 (7250) / 5443 (12,000)	3289 (7250) / 5443 (12,000)	3289 (7250) / 5443 (12,000)	3289 (7250) / 5443 (12,000)	3289 (7250) / 5443 (12,000)	3289 (7250) / 5443 (12,000)
	Max Towing	13,503 (29,770) / 13,322 (29,370)	13,399 (29,540) / 13,227 (29,160)	13,358 (29,450) / 13,172 (29,040)	13,322 (29,370) / 13,145 (28,980)	13,209 (29,120) / 13,050 (28,770)	13,145 (28,980) / 13,009 (28,680)
	Max GCWR	17,010 (37,500)	17,010 (37,500)	17,010 (37,500)	17,010 (37,500)	17,010 (37,500)	17,010 (37,500)

RAM 5500 CHASSIS CAB MAX JOB RATING INFORMATION* kg (lb)							
Powertrain		Regular Cab 60" CA (4x2 / 4x4)	Regular Cab 84" CA (4x2 / 4x4)	Regular Cab 108" CA (4x2 / 4x4)	Regular Cab 120" CA (4x2 / 4x4)	Crew Cab 60" CA (4x2 / 4x4)	Crew Cab 84" CA (4x2 / 4x4)
6.4L HEMI V8 with AISIN Heavy-Duty 6-speed Automatic Transmission AS66RC	Max GVWR	8618 (19,000)	8845 (19,500)	8845 (19,500)	8845 (19,500)	8618 (19,000)	8845 (19,500)
	Max Payload	5507 (12,140) / 5339 (11,770)	5674 (12,510) / 5502 (12,130)	5597 (12,340) / 5439 (11,990)	5575 (12,290) / 5402 (11,910)	5275 (11,630) / 5103 (11,250)	5416 (11,940) / 5253 (11,580)
	Max GAWR (front / rear)	2948 (6500) / 6123 (13,500)	2948 (6500) / 6123 (13,500)	3175 (7000) / 6123 (13,500)	3175 (7000) / 6123 (13,500)	3175 (7000) / 6123 (13,500)	3175 (7000) / 6123 (13,500)
	Max Towing	9748 (21,490) / 9580 (21,120)	9689 (21,360) / 9516 (20,980)	9612 (21,190) / 9453 (20,840)	9589 (21,140) / 9417 (20,760)	9516 (20,980) / 9344 (20,600)	9430 (20,790) / 9267 (20,430)
	Max GCWR	12,927 (28,500)	12,927 (28,500)	12,927 (28,500)	12,927 (28,500)	12,927 (28,500)	12,927 (28,500)
6.7L Cummins Turbo Diesel with AISIN Heavy-Duty 6-speed Automatic Transmission AS69RC	Max GVWR	8845 (19,500)	8845 (19,500)	8845 (19,500)	8845 (19,500)	8845 (19,500)	8845 (19,500)
	Max Payload	5384 (11,870) / 5194 (11,450)	5330 (11,750) / 5135 (11,320)	5289 (11,660) / 5071 (11,180)	5248 (11,570) / 5035 (11,100)	5121 (11,290) / 4962 (10,940)	5035 (11,100) / 4885 (10,770)
	Max GAWR (front / rear)	3289 (7250) / 6123 (13,500)	3289 (7250) / 6123 (13,500)	3289 (7250) / 6123 (13,500)	3289 (7250) / 6123 (13,500)	3289 (7250) / 6123 (13,500)	3289 (7250) / 6123 (13,500)
	Max Towing	15,976 (35,220) / 15,785 (34,800)	15,921 (35,100) / 15,726 (34,670)	15,880 (35,010) / 15,663 (34,530)	15,839 (34,920) / 15,626 (34,450)	15,712 (34,640) / 15,554 (34,290)	15,626 (34,450) / 15,477 (34,120)
	Max GCWR	19,504 (43,000)	19,504 (43,000)	19,504 (43,000)	19,504 (43,000)	19,504 (43,000)	19,504 (43,000)

\*Payload and Max Trailer Weights are ESTIMATED values. All values are shown in kg (lb) unless otherwise stated. Payload and Max Trailer Weight values are rounded to the nearest 5 kg (10 lb). Payload = Gross Vehicle Weight Rating (GVWR) - Base Weight. Gross Axle Weight Ratings (GAWRs), GVWRs and Gross Combined Weight Ratings (GCWRs) should never be exceeded. Upfit or aftermarket equipment weight not included in Base Weight. Recommended tongue weight determined by class of hitch receiver and hardware limits of upfit. Frontal Area: Maximum allowable Frontal Area, in m² (ft²), that the vehicle can project. For details on calculations, please refer to Ram Body Builders Guide. If VECI Label and Max Upfit Weight not available: Vehicle is not restricted to MCVW, Frontal Area or Maximum Upfit Weight limits; however, GVWR/GAWR/GCWR cannot be exceeded.

2024 RAM 3500/4500/5500 CHASSIS CAB

STANDARD FEATURES AND OPTIONS	Tradesman® Reg/Crew	SLT Reg/Crew	Laramie® Crew	Limited Crew
CPOS	2TA	2TG	2TH	2TM
BODY MODELS				
3500 (DD) – Regular Cab - 60-inch Cab to Axle (CA) (143.5-inch wheelbase) (L63)	O	O		
– Regular Cab - 84-inch CA (167.5-inch wheelbase; DD only) (L64)	O	O		
– Crew Cab (DD only) - 60-inch CA (172.4-inch wheelbase) (L93)	O	O	O	O
Drive Systems – 4x2 (DD)	•			
– 4x4 (DD)	O	•	•	•
4500/5500 (DP) – Regular Cab - 60-inch CA (144.5-inch wheelbase) (L63)	O	O		
– Regular Cab - 84-inch CA (168.5-inch wheelbase) (L64)	O	O		
– Regular Cab - 108-inch CA (192.5-inch wheelbase) (L65)	O	O		
– Regular Cab - 120-inch CA (204.5-inch wheelbase) (L66)	O	O		
– Crew Cab - 60-inch CA (173.5-inch wheelbase) (L93)	O	O	O	O
– Crew Cab - 84-inch CA (197.4-inch wheelbase) (L94)	O	O	O	O
Drive Systems – 4x2 (DP 4/5)	•	•	•	•
– 4x4 (DP 9/0)	O	O	O	O
ENGINES/TRANSMISSIONS				
6.4L HEMI® V8/8HP75 8-speed Automatic (3500 only) (ESB/DFX)	•	•	•	•
6.4L HEMI V8/AISIN® 6-speed Automatic AS66RC (available for 3500; standard on 4500/5500) (ESB/DF3)	O/•	O/•	O/•	O/•
6.7L Cummins® Turbo Diesel I-6/AISIN Heavy-Duty 6-speed Automatic AS69RC (ETN/DF2)	O	O	O	O
MECHANICAL FEATURES				
Alternators – 220-amp (BAJ)	•	•	•	•
– 380-amp (dual 160-amp and 220-amp; requires 6.4L HEMI V8) (XF5)	O	O	O	O
– 440-amp (dual 220-amp; requires 6.7L Cummins; included with Emergency/Fire/Rescue Special Emissions Package (AH6)) (XF7)	O/P	O/P	O/P	O/P
Axle Ratios: 3500 – 3.73 (included with diesel models only) (DME)	P	P	P	P
– 4.10 (standard with 6.4L HEMI V8) (DMF)	•	•	•	•
– Add 4.10 axle (included with Max Tow Package; available with 6.7L Cummins) (DM8)	O/P	O/P	O/P	O/P
– Front-axle disconnect, electronic disconnect (4x4 only)	•	•	•	•
– Rear, antispin differential (DSA)	•	•	•	•
Axle Ratios: 4500 – 4.44 (DMK)	•	•	•	•
– 4.89 (available with 6.4L HEMI V8) (DPL)	O	O	O	O
– Add 4.44 axle (included with Max Tow Package) (D44)	P	P	P	P
– Rear, 4.10 (included with 6.7L Cummins) (DMF)	P	P	P	P
– Rear, by American Axle (5443-kg (12,000-lb) Gross Axle Weight Rating (GAWR)) (DR8)	•	•	•	•
Axle Ratios: 5500 – 4.44 (DMK)	•	•	•	•
– 4.89 (included with Max Tow Package and Max Payload Package) (DPL)	P	P	P	P
– Rear, by American Axle (6123-kg (13,500-lb) GAWR) (DR8)	•	•	•	•

STANDARD FEATURES AND OPTIONS	Tradesman® Reg/Crew	SLT Reg/Crew	Laramie® Crew	Limited Crew
CPOS	2TA	2TG	2TH	2TM
MECHANICAL FEATURES (CONTINUED)				
Axles: 3500 – Dual Rear Wheels (DRW) (available on DD 3L63, 8L63, 3L93 and 8L93; includes front, 205-mm (DRW axle) and rear, 11.5-inch (DRW axle)) (WLA)	O	O	O	O
– DRW (standard on 3L64 and 8L64) (WLA)	•	•	•	•
– Front, 205-mm (DRW axle; standard on 3L64 and 8L64; included with available DRW on 3L63, 8L63, 3L93 and 8L93) (DJM)	•/O	•/O	•/O	•/O
– Front, 2721-kg (6000-lb) GAWR (Single Rear Wheel (SRW) axle; standard on 3L63, 8L63, 3L93 and 8L93) (DJN)	•	•	•	•
– Rear, 11.5-inch (DRW axle; standard on 3L64 and 8L64; included with available DRW on 3L63, 8L63, 3L93 and 8L93) (DRX)	•/O	•/O	•/O	•/O
– Rear, 11.5-inch (SRW axle; standard on 3L63, 8L63, 3L93 and 8L93) (DRQ)	•	•	•	•
– Rear, 12-inch (DRW axle; included with Max Tow Package on 3500) (DRC)	P	P	P	P
– SRW Group (standard on 3L63, 8L63, 3L93 and 8L93) (AR9)	•	•	•	•
Axles: 4500/5500 – DRW (WLA)	•	•	•	•
– Front, 10.5-inch (DJK)	•	•	•	•
– Front, 10.5-inch, 3288-kg (7250-lb) GAWR (includes taller springs) (AZB)	O	O	O	O
– Front-axle disconnect, electronic disconnect (4x4 only)	•	•	•	•
– Rear, antispin differential (DSA)	•	•	•	•
Battery – 730-amp maintenance-free (6.4L HEMI V8) (BCN)	•	•	•	•
– Dual 730-amp maintenance-free (6.7L Cummins) (BCC)	•	•	•	•
Dash Pass-Through Wire Circuits (BC3)	•	•	•	•
Diesel Engine – B20 BioDiesel compatibility (included with 6.7L Cummins; includes 12,000-mile oil change interval) (XXJ)	P	P	P	P
– Clean idle emission label (4500/5500 only) (XKH)	P	P	P	P
– Diesel Exhaust Brake (included with 6.7L Cummins) (NEN)	P	P	P	P
– Manual DPF regeneration (available with 6.7L Cummins; included with Emergency/Fire/Rescue Special Emissions Package (AH6)) (XNR)	O/P	O/P	O/P	O/P
– Selective catalytic reduction (urea) (XAL)	P	P	P	P
– Winter front grille cover (included with Cold Weather Group) (XD6)	P	P	P	P
Emissions – Provincial-compliant (NAS)	•	•	•	•
Engine Block Heater (available with 6.4L HEMI V8; included with Cold Weather Group with 6.7L Cummins) (NHK)	O/P	O/P	O/P	O/P
Engine Cooling – Heavy-duty (NMC)	•	•	•	•
Fuel Tank – 22-gallon mid-ship fuel tank (available on 3500 DD and 4500/5500 Chassis Cab models) (NFA)	O	O	O	O
– 52-gallon, rear (NFH)	•	•	•	•
– 74-gallon dual - 52- and 22-gallon tanks (not available with 6.4L HEMI V8 on 63/93 models) (NLL)	O	O	O	O
Power Take-Off – Hardwired Remote Start/Stop (included with Power Take-Off) (XBV)	P	P	P	P
– Left-side with AISIN 6-speed (not available with LBN) (LBV)	O	O	O	O
– Right-side with AISIN 6-speed (LBN)	O	O	O	O
– Split-shaft (included with Power Take-Off if 6.7L Cummins) (LBX)	P	P	P	P
Shock Absorbers – Front, heavy-duty (SFB)	•	•	•	•
– Rear, heavy-duty (SGB)	•	•	•	•

• = Standard. O = Optional. P = Available with Package noted. F = Fleet only.

2024 RAM 3500/4500/5500 CHASSIS CAB

STANDARD FEATURES AND OPTIONS	Tradesman® Reg/Crew	SLT Reg/Crew	Laramie® Crew	Limited Crew
CPOS	2TA	2TG	2TH	2TM
MECHANICAL FEATURES (CONTINUED)				
Skid Plate – Transfer case (included with Heavy-Duty Snowplow Prep Group (4x4 only)) (XEF)	O/P	O/P	O/P	O/P
Steering – Power, recirculating ball (SBE)	•	•	•	•
Suspension – Stabilizer Bar - Front (SHA)	•	•	•	•
Tow Hooks – Black (available on 3500 Tradesman; standard on 4500/5500 Tradesman) (XEA)	O/•	•	•	•
– Chrome (included with Limited Group) (XHQ)			O	P
Trailer Brake Controller – Stand-alone option for 3500 (included with Electrical Accessory Group and Safety Group) (XHC)	O/P	O/P	•	•
Trailer Tow – Seven wires (seven blunt-cut wires, shrink-wrapped and labeled) (XFK)	•	•	•	•
Transfer Case – Electric shift, part-time (4x4 only) (DK3)	O	O	•	•
– Manual shift, part-time (4x4 only) (DK1)	•	•		
Transmission – Electronic range select (DH4)	•	•	•	•
Vehicle Speed (max speed options) – 65-mph (JJ4)	O	O	O	O
– 70-mph (JJ5)	O	O	O	O
– 77-mph (JJ9)	O	O	O	O
Voltage Monitoring – Auto idle-up (included with Electrical Accessory Group, Rollback Carrier Group and Ambulance Prep Group) (XF6)	O/P	O/P	O/P	O/P
EXTERIOR FEATURES				
Antennas – Puck (satellite radio; driver’s-side roof) (RD3)	P	•	•	•
– Shark fin (AM/FM; passenger-side roof) (RD3)	•	•	•	•
Bumpers – Front, Black (MB1)	•			
– Front, Chrome (included with Chrome Appearance Group and Limited Group) (MCT)	P	•	O	P
– Front, painted (MBA)			•	•
Cab Steps – Tubular side steps (Black; Regular Cab and Crew Cab) (MRU)	O	O		
– Tubular side steps (Chrome; Regular Cab and Crew Cab) (MRT)	O	O		
Door Handles – Black (included with low-volume paints) (MNA)	•	•		
– Body-colour (MNK)			•	•
Engine Shut-Off Timer – 6.4L HEMI® V8 and 6.7L Cummins® (5 minutes; retailer-programmable from 1 to 60 minutes) (XCL)	O	O	O	O
Fog Lamps – Incandescent (LNJ)	O	O		
– LED (included with Premium Lighting Group and P1 Group) (LNV)		P	P	•
Grille – Active grille shutters (MDX)	•	•	•	•
– Grille module (X79)	•	•	•	•
– Laramie grille - Chrome nostrils/Chrome billets (MF1)			•	
– Limited grille (MFJ)				•
– SLT grille - Chrome nostrils/Gloss Black inserts (MHJ)		•		
– Tradesman grille - Chrome nostrils (included with Chrome Appearance Group) (MAF)	P			
– Tradesman grille - Matte Black-painted nostrils (MFF)	•			
– Upper header/lower appliqué - Chrome (included with Chrome Appearance Group) (MNQ)	P	•	•	•
– Upper header/lower appliqué - Matte Black-painted (MM5)	•			

STANDARD FEATURES AND OPTIONS	Tradesman® Reg/Crew	SLT Reg/Crew	Laramie® Crew	Limited Crew
CPOS	2TA	2TG	2TH	2TM
EXTERIOR FEATURES (CONTINUED)				
Headlamps – Auto-on (LMG)	•	•	•	•
– Chrome headlamp bezels (included with Chrome Appearance Group) (MFP)	P	•	•	•
– Daytime running lamps (DRLs) (customer on/off programmability availability in radios) (LM1)	•	•	•	•
– Halogen, quad (LME)	•	•	•	
– Headlamp-off - Time delay (LHD)	•	•	•	•
– Hi-level signature LED-projector (LM6)				•
– LED-reflector (included with Premium Lighting Group and P1 Group) (LPX)		P	P	
Lighting, Exterior Cab – Centre High-Mounted Stop Lamp (CHMSL) Delete, CHMSL/cargo lamp plate (DD/DP only) (LP8)	•	•	•	•
– CHMSL (incandescent) and cargo lamps (not available with 3500 DD or 4500/5500 with CHMSL camera or Surround-View Camera System <sup>(U)</sup> ) (LPE)	O	O	O	O
– Roof-mounted LED clearance lamps (LNC)	•	•	•	•
Mirrors, Exterior – Black, heated, manual-folding, manual-telescoping, power-adjust; includes courtesy lamps, supplemental turn signal and running lights (included with L1 Group) (GT2)	P/•	•	•	•
– Black, manual-folding, manual-adjust, manual-telescoping (Regular Cab only) (GT1)	•			
Mouldings – Chrome belt (MME)				•
– Limited Chrome bodyside (MHE)				•
Remote Start System (XBM)		O	•	•
Start Engine Feature – Tip start (XBN)	•	•	•	•
Taillamps – LED (not available with 3500 Single Rear Wheel (SRW)) (LAY)	O	O	O	O
Tires, 3500 – LT275/70R18E BSW All-Season (A/S) (standard with SRW) (TCM)	•	•	•	•
– LT235/80R17E BSW A/S (standard with 3L64 and 8L64; available with 3L63, 8L63, 3L93 and 8L93) (TV2)	•	•	•	•
– LT235/80R17E OWL On-/Off-Road (available with 8L63, 8L64 and 8L93 with Dual Rear Wheels (DRW)) (TV3)	O	O	O	O
– LT235/80R17E Off-Road (TSG)	O	O	O	O
Tires, 4500/5500 – 225/70R19.5G BSW All-Purpose (A/P) (4x2 models only) (TAE)	•	•	•	•
– 225/70R19.5G BSW A/P front, rear traction (standard on 4x4; available for 4x2 models) (TAJ)	•/O	•/O	•/O	•/O
– 225/70R19.5G BSW All-Terrain (A/T) (4x4 models only) (TY5)	O	O	O	O
– LT225/70R19.5 Michelin® XDS Off-Road (TSJ)	O	O	O	O
Wheel Flares – Black (4500/5500 only) (MMZ)	•	•		
– Body-colour (3500: available on Tradesman and SLT; 4500/5500: available on SLT) (MML)	O	O	•	•
Wheel Well Liners – Front (MHR)	•	•	•	•
– Splash guards/mud flaps, front (4500/5500 only) (MKM)	O	O	O	O
Wheels, 3500 Dual Rear Wheel (DRW) – 17x6-inch Argent-painted steel (WFO)	•			
– 17x6-inch Black-painted steel (WFG)	O			
– 17x6-inch Chrome-clad (included with Chrome Appearance Group) (WD4)	P	•		
– 17x6-inch aluminum (WF7)		O	•	•
Wheels, 3500 SRW – 18x8-inch Argent-painted styled steel (WBN)	•			
– 18x8-inch Chrome-clad steel (included with Chrome Appearance Group) (WBH)	P	•		
– 18x8-inch polished aluminum (WBL)	O	O	•	•

• = Standard.   O = Optional.   P = Available with Package noted.   F = Fleet only.

2024 RAM 3500/4500/5500 CHASSIS CAB

STANDARD FEATURES AND OPTIONS	Tradesman® Reg/Crew	SLT Reg/Crew	Laramie® Crew	Limited Crew
CPOS	2TA	2TG	2TH	2TM
EXTERIOR FEATURES (CONTINUED)				
Wheels, 4500/5500 Dual Rear Wheel (DRW) – 19.5x6-inch steel (WP3)	•	•		
– 19.5x6-inch Black-painted steel (WPJ)	O			
– 19.5x6-inch polished aluminum (set of four) (WP4)	O	O	•	•
– 19.5x6-inch aluminum (set of six) (WP2)	O	O	O	O
Windshield Wipers – Variable/intermittent (JHA)	•	•	•	•
INTERIOR FEATURES				
Air Conditioning– Dual-Zone Automatic Temperature Control (included with Convenience Group and 8.4-inch and 12-inch radios) (HAF)	P	P	•	•
– Single-Zone Manual Temperature Control (HAA)	•	•		
Auxiliary Switches – Six push-button switches (the sixth switch becomes a Power Take-Off on/off switch when Power Take-Off is ordered) (LHL)	•	•	•	•
Console, Overhead – Incandescent lighting (included with L1 Group; standard on Crew Cab Tradesman) (CUN)	P/•	•		
– Premium; includes LED overhead lamps (CUS)			•	•
Consoles – Floor - Storage tray (included with *TX, *V9, *M9 and *VL bench seats with the following conditions: with manual T-case; with Crew Cab and carpet) (CUY)	P	P	P	
– Full-length – Premium console (CVT)				•
– Full-length – Upgraded floor console (included with *MJ and *GJ bucket seats) (CUP)		P	P	
Door Locks – Manual (Regular Cab only) (JE8)	•			
– Remote Keyless Entry (included with L1 Group) (GXM)	O/P	•	•	•
– Remote proximity, passive keyless entry (GXD)			•	•
– Speed-sensitive (included with L1 Group; standard on Crew Cab Tradesman) (JPH)	P/•	•	•	
Floor Covering – Carpet (CKE)	O	•	•	•
– Heavy-duty vinyl (CKJ)	•			
– Heavy-duty vinyl (CKW)		O	O	O
Floor Mats – Front, carpeted (Regular Cab; included with carpet) (CLA)	P	•		
– Front and rear, carpeted (Crew Cab; included with carpet) (CLE)	P	•	•	
– Front and rear, carpeted with Limited badging (CLL)				•
– Front and rear, rubber (Crew Cab; available with carpet and vinyl) (CLF)	O	O	O	O
– Front, rubber (Regular Cab; available with carpet and vinyl) (CLY)	O	O		
Heat (supplemental) – Rapid cabin supplemental heater (included with 6.7L Cummins®) (HDB)	P	P	P	P
Instrument Cluster Displays – 3.5-inch colour Driver Information Display (DID) (JAK)	•	•		
– 7-inch DID (included with Safety Group and H1 Group) (JAL)	P	P		
– Premium digital 12-inch DID (JAN)			•	•
Key – Extra base metal key (Regular Cab only; adds two keys for a total of four; each key includes a fob; not available with L1 Group, GXM or JPH) (GXJ)	O			
– Sentry Key® Theft Deterrent System (GXX)	•	•	•	•
Memory – Driver’s seat only, exterior mirrors, power-adjust pedals and radio presets (included with P1 Group) (LEV)			P	•

STANDARD FEATURES AND OPTIONS	Tradesman® Reg/Crew	SLT Reg/Crew	Laramie® Crew	Limited Crew
CPOS	2TA	2TG	2TH	2TM
INTERIOR FEATURES (CONTINUED)				
Mirrors (inside; DD and DP only) – Auto-dimming (included with Convenience Group, Safety Group, and 8.4-inch and 12-inch radios) (GNK)	P	P	•	•
– Day/night, manual (GNA)	•	•		
– Digital rearview mirror (included with M1 Group and Tow-Mode Digital Rearview Mirror Package) (GRG)	O/P	O/P	O/P	O/P
Pedals – Non-adjustable (3500/4500/5500) (XA8)	•	•	•	
– Power-adjust with memory (3500/4500/5500; included with P1 Group on Laramie) (XAM)			P	•
Seat Belts – Front, shoulder, height-adjustable (CGD)	•	•	•	•
– Red (CGQ)	O	O	O	
Seat Delete Options – Front Centre Seat Delete (included with *TX and Interior Trim Delete Group) (CJT)	•	P		
– Rear Seat Delete (Crew Cab; included with *TX) (CF8)	•			
Seats – Cloth 40/20/40 split-bench front with manual-adjust, rear full-length fold-up bench (Crew Cab only) (*V9)	O	•		
– Heavy-duty vinyl 40/20/40 split-bench front with manual-adjust, rear full-length fold-up bench (Crew Cab only) (*TX)	O			
– Heavy-duty vinyl front with manual-adjust (Tradesman only) (*TX)	•			
– Leather-trimmed, heated 40/20/40 split-bench front with power-adjust for driver and passenger, rear 60/40 split-folding bench with centre fold-down armrest and fold-flat load floor (*VL)			•	
– Leather-trimmed, heated 40/20/40 split-bench with power-adjust for driver and passenger (Regular Cab only) (*AP)		O		
– Leather-trimmed, heated front bucket with full-length centre console, power-adjust for driver and passenger, rear 60/40 split-folding bench with centre fold-down armrest and fold-flat load floor (*GJ)			O	
– Power two-way lumbar-adjust for driver (available with cloth seats; included with premium cloth seats) (JPE)	O	O/P	•	•
– Premium cloth 40/20/40 split-bench front with power-adjust for driver, rear 60/40 split-folding bench with centre fold-down armrest (Crew Cab only) (*M9)		O		
– Premium cloth bucket with power-adjust for driver and full-length centre console, rear 60/40 split-folding bench with centre fold-down armrest (Crew Cab only) (*MJ)		O		
– Premium leather, heated and ventilated front bucket with full-length premium centre console, power-adjust for driver and passenger, rear 60/40 split-folding heated bench with centre fold-down armrest and fold-flat load floor (*UL)				•
Steering – Audio controls (included with leather-wrapped steering wheels) (RDZ)	P	P	P	P
– Cruise control (NHM)	•	•	•	•
– Four-spoke, urethane (SCF)	•	•		
– Heated steering wheel (included with Heated Seats and Wheel Group and leather seating) (NHS)		P	•	•
– Leather-wrapped with remote audio control buttons (included with Safety Group, H1 Group, Heated Seats and Wheel Group, and *AP seats) (SCV)	P	P	•	
– Leather-wrapped steering wheel with real wood, audio controls and heat (SCW)				•
– Tilt column (SUA)	•	•	•	•
Storage – Fold-flat load floor (CVN)			•	•
– Front, behind-seat (Regular Cab only) (CU3)	•	•		
– Front, centre-seat cushion (included with *VL, *M9 and *AP seats) (CVH)	P	P	P	
– Rear, underseat (standard with Crew Cab only) (CUE)	•	•	•	•
Turn Signals – One-touch three-blink lane-change feature	•	•	•	•
Universal Garage Door Opener <sup>(22)</sup> (XGD)			•	•

• = Standard. O = Optional. P = Available with Package noted. F = Fleet only.



# 2024 RAM 3500/4500/5500 CHASSIS CAB

STANDARD FEATURES AND OPTIONS	Tradesman® Reg/Crew	SLT	Reg/Crew	Laramie®	Crew	Limited Crew
CPOS	2TA	2TG	2TH	2TM		

## INTERIOR FEATURES (CONTINUED)

Upfitter Interface – Vehicle System Interface Module (VSIM) (XXS)	•	•	•	•
Visors – Driver's-/passenger-side cloth incandescent illuminated mirrors, Universal Garage Door Opener <sup>(22)</sup> (GNC)			•	•
– Passenger-side cloth with lighted mirror (GN6)		•		
– Passenger-side vinyl with mirror (GNM)	•			
Windows – Manual (Regular Cab only) (JF8)	•			
– Power, front with driver's one-touch down (Regular Cab only; included with L1 Group) (JPY)	P	•		
– Power, front and rear with driver's one-touch up-and-down (Crew Cab models only) (JP3)	•	•	•	•
– Rear backlight, fixed (GJD)	•	•		
– Rear backlight, power-sliding (Crew Cab models only; included with H1, P1 and P2 Groups) (GFE)	O	P	P	•
– Rear backlight, sliding (requires L1 Group for Tradesman) (GFD)	O	O		
– Rear defroster (not available with manual-sliding window; included with P1 and P2 Groups (GFD)) (GFA)	O	O	P	•

## UCONNECT® MULTIMEDIA

Compass – Compass display in the radio (JFJ)	•	•	•	•
Connected Travel and Traffic Services <sup>(7)</sup> (included with NAV radios) (RTV)	P	P	•	•
Connectivity – Auxiliary headphone jack for mobile devices (RSU)	•	•	•	•
– Front: Media Hub - Includes two fully functional Type-A/-C USB port pairs and one auxiliary jack (four USB connection points) (RSF)	•	•	•	•
– Middle: 2.5-amp charge-only single USB port (located in centre console or armrest) (RS3)	•	•	•	•
– Rear: Dual remote USB port, two Type-A/-C pairs; charge-only (included with H1 Group) (RS2)		P	•	•
– Wireless charging pad (included with P2 and M1 Groups) (RFX)			P	P
GPS Antenna Input on Radio (included with 5-inch, 8.4-inch and 12-inch radios) (JLP)	P	P	P	P
Power – 115-volt auxiliary power outlet, instrument-panel-mounted (requires L1 Group; included with H1 Group) (JKV)	O	P	•	•
– 115-volt auxiliary power outlet, rear-facing (located on rear centre-seat cushion; Crew Cab only) (JJN)			•	•
– 400-watt inverter (included with JKV and JJN) (XHR)	P	P	P	P
– Accessory delay (JKY)	•	•	•	•
– Auxiliary outlets (one battery and one ignition-fed) (JJJ)	•	•	•	•
Radios – Radio controls - Steering wheel-mounted audio controls (included with leather-wrapped steering wheel) (RDZ)	P	P	•	•
– Uconnect 3 with 5-inch touchscreen display and available SiriusXM <sup>®(10)</sup> (UCA)	•	•		
– Uconnect 5 with 8.4-inch touchscreen display and available SiriusXM <sup>(10)</sup> (UED)	O	O		
– Uconnect 5 NAV with 8.4-inch touchscreen display, navigation, available SiriusXM <sup>(10)</sup> and HD radio (UEL)			•	•
– Uconnect 5 NAV with 12-inch touchscreen display, navigation, available SiriusXM <sup>(10)</sup> and HD radio (requires Convenience Group or H1 Group; included with P1 and M1 Groups) (UEQ)	O	O	P	P
Ram Connect <sup>(8)</sup> (included with UAA radio) (RT1)	•	•		
SiriusXM <sup>(10)</sup> (RSD)	O	•		
SiriusXM with 360L <sup>(10)</sup> (included with NAV radios) (RTU)	P	P	•	•

STANDARD FEATURES AND OPTIONS	Tradesman® Reg/Crew	SLT	Reg/Crew	Laramie®	Crew	Limited Crew
CPOS	2TA	2TG	2TH	2TM		

## UCONNECT MULTIMEDIA (CONTINUED)

Speakers – Four standard (Regular Cab only) (RCD)	•			
– Nine Alpine <sup>®</sup> with subwoofer (Crew Cab only) (RC3)		O	•	•
– Premium: seven speakers and amplifier (Regular Cab only) (RCK)		O		
– Six (standard on Crew Cab Tradesman) (RCG)	•	•		
– Ultra premium: 17 amplified (Surround Sound; included with P2 and M1 Groups) (RCA)			P	P
Uconnect Voice Command <sup>(13)</sup> (XRB)	•	•	•	•

## SAFETY & SECURITY

Air Bags <sup>(19)</sup> – Driver's-side only (deletes passenger-side) (CGT)	O	O		
– Multistage front (3500/4500/5500) (CG3)	•	•	•	•
Belt Alert – Driver's	•	•	•	•
Brakes – Power-assisted four-wheel antilock disc (BRT)	•	•	•	•
Cameras – Cargo-View Centre High-Mounted Stop Lamp (CHMSL) Camera <sup>(1)</sup> (requires 8.4-inch or 12-inch radio; included with XAK) (LPD)		O	O	O/P
– ParkView <sup>®</sup> Rear Back-Up Camera <sup>(2)</sup> (XAC)	O	O	O	•
– Surround-View Camera System <sup>(1)</sup> (five digital cameras; includes Park-Sense <sup>®</sup> Front and Rear Park Assist <sup>(2)</sup> and CHMSL camera; included with M1 Group) (XAK)				P
– Trailer Surround-View Camera System <sup>(1)</sup> (requires XAK) (XN1)				O
Electronic Stability Control (ESC) <sup>(3)</sup> – Four-channel Antilock Brake System, Electronic Brake-Force Distribution, Traction Control, Ready Alert Braking, Brake Assist, Hydraulic Boost Compensation, Rain Brake Support, Engine Drag Control, Trailer Sway Control, Electronic Roll Mitigation and Hill Start Assist (BNB)	•	•	•	•
Park-Sense Front and Rear Park Assist <sup>(2)</sup> (included with P1 Group; requires fog lamps for Tradesman and SLT) (XAG)	O	O	P	•
Park-Sense Rear Park Assist <sup>(2)</sup> (XAA)	O	O	•	
Rear-Seat Reminder Alert (JFB)	•	•	•	•

## SAFETY FEATURES

Adaptive Cruise Control (ACC) with Stop <sup>(2)</sup> (included with Safety Group and M1 Group) (NH3)	P	P	P	P
Auto High-Beam Headlamp Control (included with Safety Group and P1 Group) (LMS)	P	P	P	•
Back-Up Alarm (audible alarm when vehicle is in Reverse) (XAW)	O	O	O	O
DOT-Certified Roadside Safety Kit (DOT fire extinguisher, three reflecting triangles, two Red vinyl flags and spare fuses) (ACL)	O	O	O	O
Full-Speed Forward Collision Warning Plus <sup>(2)</sup> with Automatic Emergency Braking <sup>(4)</sup> (included with Safety Group and M1 Group) (LSU)	P	P	P	P
Lane Keep Assist <sup>(2)</sup> (included with Safety Group and M1 Group) (LAS)	P	P	P	P
Rain-Sensitive Windshield Wipers (included with Safety Group and P1 and P2 Groups) (JHC)	P	P	P	•
Ready Alert Braking (BHD)	•	•	•	•
Security Alarm <sup>(20)</sup> (LSA)		O	•	•
Trailer Reverse Guidance <sup>(2)</sup> (included with M1 Group) (XPU)				P
Trailer Tire Pressure Monitoring System (requires L1 Group on Tradesman) (XG9)	O	O	O	O

• = Standard.   O = Optional.   P = Available with Package noted.   F = Fleet only.

2024 RAM 3500/4500/5500 CHASSIS CAB

STANDARD FEATURES AND OPTIONS	Tradesman® Reg/Crew	SLT Reg/Crew	Laramie® Crew	Limited Crew
CPOS	2TA	2TG	2TH	2TM
PACKAGES/EQUIPMENT GROUPS				
15,000 GVWR Package – Includes 15,000-lb Gross Vehicle Weight Rating (GVWR) (4500) 4x2 (Z4B), 4x4 (Z9B) (Z4B/Z9B)	O	O	O	O
16,000 GVWR Package – Includes 16,000-lb GVWR (4500) 4x2 (Z4C), 4x4 (Z9C) (Z4C/Z9C)	O	O	O	O
Ambulance Prep Group – Includes Voltage Monitoring Auto Idle-Up System, remote rear heat/air conditioning (provides ability to run auxiliary-mounted heater and air conditioning independently of instrument-panel controls), air conditioning line tap and engine coolant access for upfitter (AH2)	O	O	O	O
Chrome Appearance Group – Includes Chrome front bumper, Chrome grille, Chrome headlamp bezels and Chrome-clad steel wheels on 3500 models (AMP)	O			
Cold Weather Group – Includes engine block heater cord and winter front grille cover (diesel models only) (ADE)	O	O	O	O
Convenience Group – Includes auto-dimming rearview mirror, tinted acoustic windshield glass and Dual-Zone Automatic Temperature Control (requires L1 Group) (ADC)	O			
Electrical Accessory Group – Includes Voltage Monitoring Auto Idle-Up System and trailer brake controller (ADH)	O	O		
Emergency/Fire/Rescue Special Emissions Package – Includes dual alternators rated at 440 amps, manual DPF regeneration, Voltage Monitoring Auto Idle-Up System and Rear Air Conditioning/Heater Prep Group (requires valid Fleet Account Number) (AH6)	F	F	F	F
Heated Seats and Wheel Group (Comfort Group) – Includes heated cloth front seats and heated leather-wrapped steering wheel with audio controls (available with *M9 and *MJ seats) (AGF)		O		
Heavy-Duty Front Suspension Group (a stand-alone option for 4500/5500 only) – Includes taller front springs and increases max front Gross Axle Weight Rating (GAWR) to 3175 kg (7000 lb) with the 6.4L HEMI® V8 and max front GAWR to 3288 kg (7250 lb) with the 6.7L Cummins® (included with Heavy-Duty Snowplow Prep Group (AHD) on 4500/5500) (AZB)	O/P	O/P	O/P	O/P
Heavy-Duty Snowplow Prep Group – Includes transfer case skid plate and Heavy-Duty Front Suspension Group (available on 3500 4x4 and 4500/5500 4x2 and 4x4 models) (AHD)	O	O	O	O
Interior Trim Delete Group – Includes Delete Front Centre Seat, Delete Rear Floor Storage Tray and Delete Cab Back Trim Panel (Regular Cab only) (AS8)	O	O		
Laramie Level 1 Equipment Group (P1) – Includes Auto High-Beam Headlamp Control; rain-sensitive windshield wipers; driver’s-door foam bottle insert; ventilated driver’s/front-passenger seats; power-sliding rear window; rear window defroster; LED reflector headlamps; LED fog lamps, Park-Sense® Front and Rear Park Assist <sup>(2)</sup> ; Uconnect® 5 NAV with 12-inch touchscreen display; power-adjust pedals; and memory for radio, driver’s seat, mirror and pedals (A66)			O	

STANDARD FEATURES AND OPTIONS	Tradesman® Reg/Crew	SLT Reg/Crew	Laramie® Crew	Limited Crew
CPOS	2TA	2TG	2TH	2TM
PACKAGES/EQUIPMENT GROUPS (CONTINUED)				
Laramie Level 2 Equipment Group (P2) – Includes P1 Group, premium 17-speaker system, wireless charging pad (requires bucket seats) and rear-seat heat (A67)			O	
Limited Group – Includes Chrome front bumper and Chrome tow hooks (AST)				O
Limited Level 1 Equipment Group (M1) – Includes digital rearview mirror, wireless charging pad, Uconnect 5 NAV with 12-inch touchscreen display, Trailer Reverse Guidance <sup>(2)</sup> premium 17-speaker system, Lane Keep Assist <sup>(2)</sup> Full-Speed Forward Collision Warning Plus <sup>(2)</sup> with Automatic Emergency Braking <sup>(4)</sup> Adaptive Cruise Control (ACC) with Stop <sup>(2)</sup> and Surround-View Camera System <sup>(1)</sup> (A69)				O
Max Payload Package – Includes 19,000-lb GVWR on 63 and 93 models; 19,500-lb GVWR on 64, 65, 66 and 94 models; and 4.89 axle ratio (5500 gas models only) (AH5)	O	O	O	O
Max Tow Package – Includes 12-inch rear axle with 4.10 axle ratio (3500) and 4.44 axle ratio (4500) or 4.89 axle ratio (5500; requires 6.7L Cummins with heavy-duty AISIN® 6-speed Automatic transmission and trailer brake controller) (AHQ)	O	O	O	O
Premium Lighting Group – Includes LED reflector headlamps and LED fog lamps (AD6)		O		
Rollback Carrier Group – Includes Voltage Monitoring Auto Idle-Up System, rollback carrier adaptation brackets and 220-amp alternator (requires left- or right-side Power Take-Off and 22-gallon mid-ship gas tank; 5500 only) (AH1)	O	O		
Safety Group – Includes rearview auto-dimming mirror on Tradesman and SLT, digital rearview mirror on Laramie and Limited, Auto High-Beam Headlamp Control, Lane Keep Assist <sup>(2)</sup> Full-Speed Forward Collision Warning Plus <sup>(2)</sup> with Automatic Emergency Braking <sup>(4)</sup> ACC with Stop <sup>(2)</sup> rain-sensitive windshield wipers, leather-wrapped steering wheel, trailer brake controller, and 7-inch Driver Information Display (DID) cluster for Tradesman and SLT (requires L1 Group) (AAU)	O	O	O	O
SLT Level 1 Equipment Group (H1) – Includes power-sliding rear window on Crew Cab models, front and rear 115-volt auxiliary power outlets, dual glove boxes, driver’s-door foam bottle insert, 7-inch DID cluster, rear dome lamp and leather-wrapped steering wheel (A62)		O		
Tow-Mode Digital Rearview Mirror Package – Includes digital rearview mirror and tow-mode/upfit wired camera (requires L1 Group) (AVF)	O	O	O	O
Tradesman Level 1 Equipment Group (L1) – Includes overhead console, power windows (Regular Cab), power door locks (Regular Cab), GT2 exterior mirrors, upgraded door trim panels and Remote Keyless Entry (A61)	O			

• = Standard.   O = Optional.   P = Available with Package noted.   F = Fleet only.

# 2025 RAM UPFIT CENTRE



## BENEFITS TO YOUR BUSINESS

If your vehicle needs custom add-ons and equipment for your unique business, look no further than our dedicated Ram Upfit Centre. Located just steps away from the factory, the Ram Commercial Upfit Centre puts your business needs first with exceptional efficiency, versatility, innovation and reduced costs.



Minimize order-to-delivery time



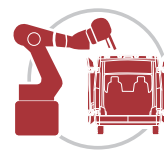
One-stop shopping for all your upfit needs



ISO compliant and certified



Easy access to the full range of Mopar® Packages



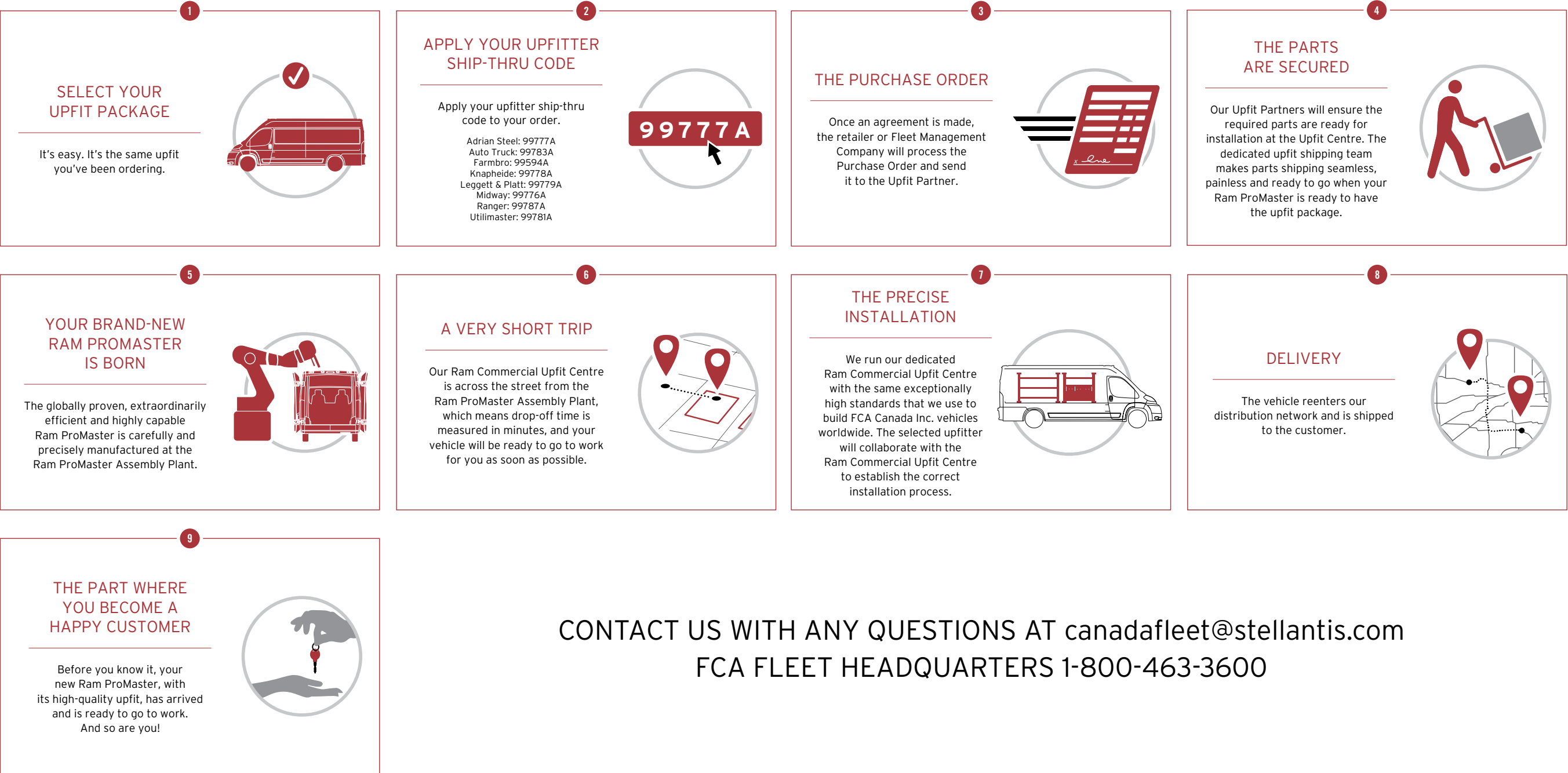
Choose upgrades and parts from the most trusted upfitters

## SERVICES OFFERED

- Factory completion
- Mopar options installed
- Ram ProMaster® Fleet installations
- Unique Ram Truck and Van Packages
- Vocational Packages
- Graphics and decals
- Electrical Packages
- Truck boxes – Dry freight and refrigeration
- Liftgate and Ram installation
- Vision and anti-collision solutions
- Drivetrain (wheel and tire) solutions

# 2025 RAM UPFIT CENTRE

HOW DOES A RAM PROMASTER® UPFIT HAPPEN? IT'S EASIER THAN YOU THINK.



CONTACT US WITH ANY QUESTIONS AT [canadafleet@stellantis.com](mailto:canadafleet@stellantis.com)  
FCA FLEET HEADQUARTERS 1-800-463-3600



# 2025 RAM SPECIAL EXTERIOR PAINT COLOURS

1

RAM HEAVY DUTY PICKUPS

2

RAM CHASSIS CAB

3

RAM PROMASTER®



Black – 1 and 2



Midnight Blue – 1 and 2



Patriot Blue – 3




Republic Blue – 1 and 2



Holland Blue – 1 and 2



Timberline Green Pearl – 1 and 2



Light Green – 1 and 2



CASE IH Red – 1 and 2



Omaha Orange – 1 and 2



Utility Orange – 1 and 2



School Bus Yellow – 1 and 2



Construction Yellow – 1 and 2



Detonator Yellow – 1 and 2



National Safety Yellow – 1 and 2



Yellow – 1 and 2

2025 JEEP® GLADIATOR



SELECT FEATURES

- 3.6L Pentastar™ V6 engine 24-volt Variable Valve Timing (VVT) with Engine Stop/Start (ESS) technology
- Auxiliary power accessory outlet – 12-volt
- Brakes – Heavy-duty antilock four-wheel disc
- Command-Trac® Four-Wheel Drive (4WD) System (Standard on Sport and Mojave models)
- Floor mats – Carpeted, front and rear
- Fog lamps
- Full-time 4WD system (Available)
- Jeep Air Filtration System
- Max Tow Package with 4.10 Axle Ratio (Available)
- Mirrors – Rearview day/night and exterior
- Push-button start
- Rock-Trac® Heavy-Duty Part-Time 4WD System (Standard on Rubicon® models only)
- Seats – 60/40 split-folding rear bench
- Sentry Key® – Antitheft engine immobilizer
- Skid plates for fuel tank and transfer case
- Spare tire – Full-size
- Steering wheel-mounted speed controls
- TORX® toolkit
- Uconnect® 5 with 12.3-inch display
- Uconnect Integrated Voice Command<sup>(13)</sup>

SAFETY & SECURITY

- Adaptive Cruise Control (ACC) with Stop<sup>(2)</sup> (Available)
- Advanced Brake Assist
- Air bags<sup>(19)</sup> – Advanced multistage driver’s and front-passenger
  - Supplemental front-seat-mounted side
  - First- and second-row side curtain
- Electronic Stability Control (ESC)<sup>(3)</sup> – With Traction Control, Hill Start Assist, Trailer Sway Damping and Electronic Roll Mitigation
- Full-Speed Forward Collision Warning Plus<sup>(2)</sup>
- Remote Keyless/Illuminated Entry (Available)
- Safety Group (Available)

ENGINE	HORSEPOWER	TORQUE
3.6L Pentastar V6	285	260

TOWING* kg (lb)	
Tow Class	IV
Maximum	3492 (7700)

\*When properly equipped.

EXTERIOR DIMENSIONS, mm (in; unless otherwise specified)	
Wheelbase	3487 (137.3)
Overall Length	5539 (218)
Overall Width	1875 (73.8)
Overall Height, hardtop/soft top (Rubicon models)	1857 (73.1) - 1822 (76.1)
Running Ground Clearance (Rubicon models)	281 (11.1)
Approach Angle (deg; varies by model and options)	40.8 - 44.7
Departure Angle (deg; varies by model and options)	25 - 26
Breakover Angle (deg; varies by model and options)	18.4 - 20.9
Turning Diameter (max; m (ft); varies by model and options)	1130 (44.5) - 1135 (44.7)

PICKUP BOX DIMENSIONS, mm (in; unless otherwise specified)	
Box Length with Tailgate Closed	1531 (60.3)
Box Length with Tailgate Open (end of tailgate)	2067 (81.3)
Cargo Width	1442 (56.8)
Width between Wheel Wells	1137 (44.8)
Box Volume, L (cu ft)	1005 (35.5)
Open Tailgate to Ground	885 (34.8)

INTERIOR DIMENSIONS, mm (in; unless otherwise specified)	
Front Row	
– Headroom, hardtop/soft top	1036 (40.8)/1087 (42.8)
– Legroom	1038 (41.2)
– Shoulder room	1417 (55.7)
– Hip room	1370 (53.9)
Second Row	
– Headroom, hardtop/soft top	1036 (40.8)/1087 (42.8)
– Legroom	966 (38.3)
– Shoulder room	1416 (55.7)
– Hip room	1421 (55.9)
Cargo Volume, L (cu ft) – Behind rear-seat storage	48 (1.7)
– Rear underseat storage	45 (1.6)
Seating Capacity (front/rear)	2/3
Fuel Tank Capacity, L (US gal)	81.3 (21.5)

2025 JEEP® GLADIATOR

EXTERIOR PAINT COLOURS\*



\*Selections may not be available on all trim levels/models and may be limited/restricted based on availability.

STANDARD FEATURES AND OPTIONS

CPOS	Sport S and Willys	Mojave	Rubicon®
------	-----------------------	--------	----------

ENGINES/TRANSMISSIONS

3.6L Pentastar™ V6 24-volt Variable Valve Timing (VVT) with Engine Stop/Start (ESS) Technology (ERC)	•	•	•
6-speed Manual (requires 3.6L Pentastar V6) (DEM)	•	•	•
8-speed Automatic 850RE (available with 3.6L Pentastar V6; includes skid plate) (DFT)	O	O	O
Selec-Speed® Control (included with 8-speed Automatic transmission) (BNK)	P	P	P
Transfer Case – Command-Trac® Part-Time 4x4 (DHN)	•	•	
– Rock-Trac® Heavy-Duty Full-Time Four-Wheel Drive (4WD) System (requires 3.6L Pentastar V6 and 8-speed Automatic transmission) (DHF)			O
– Rock-Trac Heavy-Duty Part-Time 4x4 with 4:1 low-range ratio (DHW)			•
– Selec-Trac® Full-Time 4WD System (requires 3.6L Pentastar V6 and 8-speed Automatic transmission) (DHP)	O	O	
– Skid plate shield (XEF)	•	•	•

MECHANICAL FEATURES/CAPABILITY

Alternator – 180-amp (BAD)	•		
– 240-amp (included with Trailer-Tow and Auxiliary Switch Group, Max Tow Package with 4.10 Axle Ratio and Cargo Group with Trail Rail™ System) (BAL)	P	P	P
Axle Ratios – 3.73:1 (DME)	•		
– 4.10:1 (included with Max Tow Package with 4.10 Axle Ratio) (DMF)	P	•	•
Axles – Dana® M210 front (DJE)	•		
– Dana M210 wide front (included with Max Tow Package with 4.10 Axle Ratio on Sport) (DJF)	P	•	•
– Dana M220 rear (DRE)	•		
– Dana M220 wide rear (included with Max Tow Package with 4.10 Axle Ratio on Sport) (DRF)	P	•	•
Battery – 700-amp maintenance-free (BCV)	•	•	•
– Auxiliary (included with ESS technology) (BC1)	•	•	•

STANDARD FEATURES AND OPTIONS

CPOS	Sport S and Willys	Mojave	Rubicon®
------	-----------------------	--------	----------

MECHANICAL FEATURES/CAPABILITY (CONTINUED)

Brakes – Heavy-duty antilock four-wheel disc (BR6)	•		•
– Heavy-duty antilock four-wheel disc (BR1)		•	
– Hydraulic assist brake booster (BPT)	•	•	•
Differential – Antispin rear (included with Max Tow Package with 4.10 Axle Ratio and Willys) (DSA)	O/P		
– Conventional “open” rear (DS8)	•		
– E-Locker rear axle (DSH)	P	•	•
– Front conventional differential axle (DS7)	P	•	
– Front conventional differential axle with disconnect (DSM)	•		
– Tru-Lok® front (DSL)			•
Fuel Tank – 83-litre (22-US gallon) (NF5)	•	•	•
– Skid plate shield (XEE)	•	•	•
Off-Road Plus Mode (XG7)		•	•
Shocks – FOX® performance hydro jounce bumpers (SHH)		•	
– FOX performance internal bypass front and rear with remote reservoirs (SFD/SGD)		•	
– Heavy-duty front and rear (SFB/SGB)	•		
– Heavy-duty front and rear Red-painted (packaged with Willys) (SFE/SGE)	P		
– Red Tenneco front and rear (SFF/SGF)			•
Stabilizer Bar – Front (SHA)	•	•	
– Front disconnecting (SHG)			•
– Rear (SHF)	•	•	•
Suspension – Heavy-duty with gas shocks (SDU)		•	
– Heavy-duty performance (SDD)			•
– Normal-duty (SDA)	•		
– Normal-duty plus (packaged with Sport S) (SDW)	P		

• = Standard. O = Optional. P = Available with Package noted. F = Fleet only.





# 2025 JEEP® GLADIATOR

STANDARD FEATURES AND OPTIONS	Sport S and Willys	Mojave	Rubicon®
CPOS	2TS/2TW	2TA/2TD	2TR/2TY
EXTERIOR FEATURES (CONTINUED)			
Tires (continued) – LT285/70R17C BSW Falken® Wildpeak Mud-Terrain (M/T) (TWG)		O	O
– Spare – Full-size (TBB)	•	•	•
Tonneau Covers – Mopar® Hard Tri-Fold (restrictions apply) (CSU)	O	O	O
– Mopar Soft Tri-Fold (CT6)	O	O	O
– Roll-up (CSD)	O	O	O
Top – Black three-piece hardtop - Includes Freedom Panel storage bag, rear sliding window and rear window defroster (included with Dual Top Group) (HT1)	O/P	O/P	O/P
– Body-colour three-piece hardtop - Includes Freedom Panel storage bag, rear sliding window and rear window defroster (HT3)		O	O
– Dual Top Group - Includes Freedom Panel storage bag, rear sliding window, three-piece hardtop and premium Black Sunrider® Soft Top (available on Sport S and Willys; requires Mopar Hard Tri-Fold Tonneau Cover, Mopar Soft Tri-Fold Tonneau Cover or Roll-Up Tonneau Cover) (AEN)	O	O	O
– Mopar Hardtop Headliner (requires hardtop or Dual Top Group; available on Sport S and Willys) (CHD)	O	O	O
– Premium Black Sunrider Soft Top (STB)	•	•	•
– Soft top window storage bag (CWJ)	O	O	O
Tow Hooks – Orange, two front and two rear (XEQ)		•	
– Red, two front and two rear (XH6)			•
– Two front and one rear (XEW)	•		
Trailer Wiring Harness – Seven- and four-pin (XF2)	•	•	•
Wheels – 17-inch Tech Grey-painted aluminum (WFD)	•		
– 17-inch Black-painted aluminum (packaged with Willys) (WFY)	P		
– 17-inch machined aluminum with Black pockets (available on Sport S model) (WFH)	O		
– 17-inch Dark Grey-painted aluminum (WFT)		•	
– 17-inch machined aluminum with Black pockets (WGD)		O	
– 17-inch Black-painted machined (WFO)			•
– 17-inch Black-painted machined (WFE)			O
– Spare – Steel (WLB/W1A)	•	•	•
Windows – Power with one-touch down (JPY)	•	•	•

## INTERIOR FEATURES

Air Conditioning (HAA)	•		
– Automatic Temperature Control (packaged with Convenience Group and Willys) (HAB)	P	•	•
Console – Full-length floor (CUF)	•	•	•
– Full-length premium armrests (packaged with leather-trimmed seats) (CVM)		P	P

STANDARD FEATURES AND OPTIONS	Sport S and Willys	Mojave	Rubicon®
CPOS	2TS/2TW	2TA/2TD	2TR/2TY
INTERIOR FEATURES (CONTINUED)			
Console Bin Task Light (LDB)	•	•	•
Door Locks – Power, speed-sensitive (JPH)	•	•	•
Driver’s and Passenger Assist Handles (CSR)	•	•	•
Floor Mats – All-weather slush mats (packaged with Willys) (CWA)	O/P	O	O
– Front and rear (CLE)	•	•	•
Glove Box – Locking (JKA)	•	•	•
Instrumentation – 3.5-inch Black-and-White display (JAE)	•		
– 7-inch colour display (packaged with Convenience Group and Willys) (JAL)	P	•	•
Jeep Air Filtration System (JMA)	•	•	•
Lockable Rear Underseat Storage with Drawer (packaged with Cargo Group with Trail Rail™ System) (CUW)	P	P	P
Media Hub (USB, auxiliary) (RSF)	•	•	•
Power Point – 12-volt auxiliary (JJJ)	•	•	•
– 115-volt auxiliary power outlet (packaged with Technology Group) (JKV)	P	•	•
– Exterior 115-volt AC power outlet (packaged with Cargo Group with Trail Rail System) (XBE)	P	P	P
– Remote USB charge-only port (RS3)		•	•
– Remote USB port (RSX)	•	•	•
Rear Compartment Storage (CUR)	•	•	•
Seats – 60/40 split-folding rear (CFN)	•	•	•
– Cloth low-back bucket (*E7)	•		
– Driver’s height-adjust (CDH)	•	•	•
– Heated front (packaged with Convenience Group) (JPM)	P	P	P
– Leather-trimmed bucket - Includes power eight-way driver’s with four-way lumbar-adjust, power eight-way front-passenger, full-length floor console, rear armrest with cup holder, premium armrest, premium door trim and leather-wrapped shifter knob (*PL)		O	
– Mopar Katzkin® Leather, Perforated Pattern (not available with leather-trimmed seats or Willys; late availability) (CBQ)	O	O	O
– Mopar Katzkin Leather, Stitched Pattern (not available with leather-trimmed seats or Willys; late availability) (CBS)	O	O	O
– Nappa leather-trimmed bucket - Includes power eight-way driver’s with four-way lumbar-adjust, power eight-way front-passenger, full-length floor console, rear armrest with cup holder, premium armrest, premium door trim and leather-wrapped shifter knob (*VL)			O
– Premium cloth low-back bucket (*K7)			•
– Premium cloth with Sport bolsters (*A5)		•	
– Reclining front (CDB)	•	•	•

• = Standard. O = Optional. P = Available with Package noted. F = Fleet only.

# 2025 JEEP® GLADIATOR

STANDARD FEATURES AND OPTIONS	Sport S and Willys	Mojave	Rubicon®
CPOS	2TS/2TW	2TA/2TD	2TR/2TY
INTERIOR FEATURES (CONTINUED)			
Steering Wheel – Competition leather-wrapped (SCC)		•	
– Heated (packaged with Convenience Group) (NHS)	P	P	P
– Premium-wrapped (SCJ)	•		•
Storage Tray (CUY)	•	•	•
Sun Visors – Illuminated vanity mirrors (GNC)	•	•	•
Trailer Brake Controller (restrictions apply; late availability) (XHC)	O	O	O
UCONNECT® MULTIMEDIA			
SiriusXM® with 360L <sup>(10)</sup> (RTU)	•	•	•
Speakers – Alpine® Premium Audio System - Includes 220-amp alternator if not already equipped with 240-amp alternator (RC4)	P	P	P
– Eight (RCH)	P	P	P
Uconnect 5 with 12.3-inch Display – Includes Apple CarPlay™ integration and Android Auto™ capability, <sup>(6)</sup> USB Host Flip, Integrated Voice Command, <sup>(13)</sup> Jeep Connect <sup>(8)</sup> with three-month trial, and integrated centre stack radio (UEP)	•	•	•
Uconnect 5 NAV with 12.3-inch Display – Includes HD radio, USB Host Flip, Off-Road Information Pages, Apple CarPlay integration and Android Auto capability, <sup>(6)</sup> GPS Navigation, <sup>(15)</sup> Integrated Voice Command, <sup>(13)</sup> integrated centre stack radio and Jeep Connect <sup>(8)</sup> with three-month trial (UEX)		P	P
Wireless Speaker (RSJ)	P	P	P
SAFETY & SECURITY			
Adaptive Cruise Control (ACC) with Stop <sup>(2)</sup> (NH3)	•	•	•
Air Bags <sup>(19)</sup> – Advanced multistage driver’s and front-passenger (CG3)	•	•	•
– First- and second-row side-curtain	•	•	•
– Supplemental front-seat-mounted side (CJ1)	•	•	•
Child Seat Anchor System (CF3)	•	•	•
Electronic Stability Control (ESC) <sup>(3)</sup> – Includes Electronic Roll Mitigation, Hill Start Assist and Trailer Sway Damping (BNB/BNS/BNG/BNT)	•	•	•
Full-Speed Forward Collision Warning Plus <sup>(2)</sup> (standard on Sport S and Willys) (NH3)	P	•	•
Park-Sense® Rear Park Assist System <sup>(2)</sup> (packaged with Safety Group) (XAA)	P	P	P
ParkView® Rear Back-Up Camera <sup>(2)</sup> (not available with Integrated Off-Road Camera <sup>(2)</sup> ) (XAC)	•	•	•

STANDARD FEATURES AND OPTIONS	Sport S and Willys	Mojave	Rubicon®
CPOS	2TS/2TW	2TA/2TD	2TR/2TY
SAFETY & SECURITY (CONTINUED)			
Remote Keyless Entry (GXM)	•	•	•
Remote Proximity Keyless Entry (available with Dual Door Groups on Sport S; packaged with Convenience Group) (GXD)	O/P	•	•
Remote Start System (packaged with Convenience Group; requires Automatic transmission) (XBM)	P	O/P	O/P
Security Alarm <sup>(20)</sup> (LSA)	•	•	•
Sentry Key® Theft Deterrent System (GXX)	•	•	•
Tire Pressure Monitoring Display (XGM)	•	•	•
PACKAGES/EQUIPMENT GROUPS			
Cargo Group with Trail Rail™ System – Includes 240-amp alternator, lockable rear underseat storage, exterior 115-volt AC outlet and 400-watt inverter on Sport (requires Technology Group) (ACG)	O	O	O
Convenience Group – Includes air conditioning with Automatic Temperature Control, 7-inch Thin Film Transistor (TFT) cluster, heated front seats, heated steering wheel, SiriusXM, <sup>(10)</sup> Emergency Call Assistance, <sup>(23)</sup> two-door passive entry with front-door locks, 4G LTE Wi-Fi Hotspot <sup>(12)</sup> (packaged with Mojave and Rubicon) and SiriusXM with 360L <sup>(10)</sup> (packaged with Mojave and Rubicon) (AJK)	O	O	O
Dual Door Group with Lowers Only (AJG)	O	O	O
Dual Door Group with Premium Uppers (AJS)	O	O	O
Dual Top Group – Includes Freedom Panel storage bag, rear sliding window, three-piece hardtop and premium Black Sunrider® Soft Top (requires Mopar® Hard Tri-Fold Tonneau Cover, Mopar Soft Tri-Fold Tonneau Cover or Roll-Up Tonneau Cover) (AEN)	O	O	O
LED Headlamp and Fog Lamp Group – Includes front LED fog lamps, LED reflector headlamps and daytime running lamp (DRL) LED accents (ADA)	O		
Max Tow Package with 4.10 Axle Ratio – Includes 240-amp alternator, Dana® M210 wide front axle, 4.10:1 axle ratio, Dana M220 wide rear axle, antispin rear differential, heavy-duty engine cooling, Class IV hitch receiver, moulded-in-colour high-clearance fender flares (two-piece), 245/75R17 BSW All-Terrain (A/T) Dueler tires and Gross Vehicle Weight Rating of 2948 kg (6500 lb; requires Automatic transmission; restrictions apply) (AJQ)	O		
Safety Group – Includes Auto High-Beam Headlamp Control, Park-Sense Rear Park Assist System, <sup>(2)</sup> and Blind-Spot Monitoring (BSM) <sup>(2)</sup> and Rear Cross-Path Detection System <sup>(2)</sup> (AJ1)		O	O
Smoker’s Group – Includes removable ashtray and cigar lighter (not available with Trailer Brake Controller) (AWS)	O	O	O
Technology Group – Includes auto-dimming rearview mirror, 115-volt power outlet, Alpine Premium Audio System, wireless speaker, two USB charging hubs, Uconnect 5 NAV with 12-inch display, Apple CarPlay integration and Android Auto capability, <sup>(6)</sup> 4G LTE Wi-Fi Hotspot, <sup>(12)</sup> SiriusXM with 360L <sup>(10)</sup> and Integrated Voice Command <sup>(13)</sup> (AJY)	O		
Trailer-Tow and Auxiliary Switch Group – Includes 240-amp alternator, heavy-duty engine cooling, Class IV hitch receiver, auxiliary switches and trailer hitch zoom <sup>(2)</sup>	O		

• = Standard.   O = Optional.   P = Available with Package noted.   F = Fleet only.

	JEEP® WRANGLER	JEEP COMPASS	JEEP GRAND CHEROKEE	JEEP GRAND CHEROKEE L
Trims	Sport / Sahara® / Rubicon®	Sport / North / Altitude / Limited / Trailhawk®	Laredo / Limited / Overland® / Summit	Laredo / Limited / Overland / Summit
Manufacturer's-Estimated, L/100 km (mpg) <sup>(17)</sup> (city/hwy)	10.6 (9.8) (2-door model; 2.0L Turbo with Automatic transmission)	9.9 (24) / 7.4 (32)	12.3 (19) / 9.2 (26) (3.6L Pentastar V6 four-wheel drive (4WD))	13 (18) / 9.4 (25) (3.6L Pentastar V6 4WD)
Manufacturer's-Estimated Total Range, <sup>(18)</sup> km (mi)	675 (420) (2-door model; 2.0L Turbo with Automatic transmission)	695 (432)	962.3 (598)	925 (575)
Fuel Tank Capacity, L (US gal)	66.2 (17.5) / 81.3 (21.5) (2-door / 4-door)	51 (13.5)	87 (23)	87 (23)
Available Engines	3.6L Pentastar™ V6 / 2.0L Turbo DI	2.0L Turbo DI I-4	3.6L Pentastar V6	3.6L Pentastar V6
Drivetrains	4x4	4x4	4x4	4x4
Wheelbase	2460 (96.8) / 3008 (118.4) (2-door / 4-door)	2636 (103.8)	2964 (116.7)	3091 (121.7)
Overall Height	1868.4 (73.6) / 1917.7 (75.5) (Xtreme 35 Package and Rubicon 392)	1641 (64.6) / 1647 (64.8) (without rails / with rails)	1799 (70.8) (standard suspension) / 1801 (70.9) (air suspension)	1815 (71.5)
Overall Width	1877 (73.9) / 2014 (79.3) (Xtreme 35 Package and Rubicon 392)	2033 (80) (with side mirrors)	2149 (84.6) (with side mirrors)	2149 (84.6) (with side mirrors)
Overall Length	4237 (166.8) / 4785 (188.4) (2-door / 4-door) / 4890 (192.5) (Xtreme 35 Package and Rubicon 392)	4404 (173.4)	4914 (193.5)	5204 (204.9)
Seating Capacity (max occupants)	up to 4 / up to 5 (2-door / 4-door)	5	up to 5	up to 7
Headroom (front / 2nd / 3rd)	1036 (40.8) / 1083 (42.6) (2-door, hardtop / soft top) / 1023 (40.3) / 1059 (41.7) (4-door, hardtop / soft top)	995 (39.2) / 981 (38.6) (headroom without sunroof / headroom with sunroof) / 978 (38.5)	1013.4 (39.9) / 1000.7 (39.4)	1012 (39.8) / 1014 (39.9) / 947 (37.3)
Legroom (front / 2nd / 3rd)	1046 (41.2) / 1046 (41.2) (2-door / 4-door) / 904.2 (35.7) / 974 (38.3) (2-door / 4-door)	1046 (41.2) / 973 (38.3)	1050 (41.3) / 970.2 (38.2)	1050 (41.3) / 1000 (39.4) / 770 (30.3)
Shoulder Room (front / 2nd / 3rd)	1417 (55.8) / 1417 (55.8) (2-door / 4-door) / 1458 (57.7) / 1417 (55.8) (2-door / 4-door)	1439 (56.7) / 1400 (55.1)	1504 (59.2) / 1474 (58)	1504 (59.2) / 1474 (58) / 1317 (51.9)
Hip Room (front / 2nd / 3rd)	1370 (53.9) / 1370 (53.9) (2-door / 4-door) / 1143 (45) / 1440 (56.7) (2-door / 4-door)	1375 (54.1) / 1250 (49.2)	1459 (57.4) / 1429 (56.3)	1459 (57.4) / 1429 (56.3) / 1090 (42.9)
Cargo Volume, L (cu ft)	2050 (72.4) (with rear seats folded)	1693.3 (59.8) (with rear seats folded)	2004.8 (70.8) (behind first-row seats) / 1067.5 (37.7) (behind second-row seats)	2395 (84.6) (behind first-row seats)
Curb Weight, kg (lb)	1834 (4044) / 1949 (4296) (2.0L Automatic transmission, 2-door / 4-door) / 1820 (4012) / 1944 (4285) (3.6L Manual transmission, 2-door / 4-door)	1642 (3620)	1922.3 (4238) (3.6L Pentastar V6, Laredo)	2052 (4524) (3.6L Pentastar V6, Laredo)
Towing Capacity*, kg (lb)	1587 (3500)	907 (2000)	2818 (6200)	2812 (6200) / 3265 (7200)
Interior Volume, L (cu ft)	1523 (53.8) (front) / 1413 (49.9) (rear)	3587.7 (126.7)	–	–
Ground Clearance	274.3 (10.8) (Rubicon)	204 (8.1) (4x4) / 219 (8.6) (Trailhawk)	214 (8.4) (standard suspension) / 276 (10.9) (air suspension)	215 (8.5) (standard suspension)

	JEEP® WAGONEER/GRAND WAGONEER	DODGE DURANGO	DODGE HORNET
Trims	Wagoneer: Base / Carbide / Series III (SWB/LWB) Grand Wagoneer: Base / Obsidian / Series III	GT	GT / GT Plus
Manufacturer's-Estimated, L/100 km (mpg) <sup>(17)</sup> (city / hwy)	Wagoneer: 14.5 (9) / 10.1 (6) (for 2WD SWB and LWB models) Grand Wagoneer: 16.3 (10) / 11.8 (7) (for 4WD SWB and LWB models)	13 (22) / 9.4 (30) (3.6L Pentastar™ V6)	11.2 (21) / 8.2 (29)
Fuel Tank Capacity, L (US gal)	100 (26.5) (SWB) / 113 (30.5) (LWB)	93.1 (24.6)	51 (13.5)
Available Engines	Wagoneer: 3.0L Hurricane Standard-Output (SO) Twin-Turbo I-6 Grand Wagoneer: 3.0L Hurricane High-Output (HO) Twin-Turbo I-6	3.6L Pentastar V6	2.0L Hurricane 4-cylinder Turbo
Drivetrains	Wagoneer: 4x2 / 4x4 Grand Wagoneer: 4x4	All-wheel drive (AWD)	9-speed Automatic transmission (AWD)
Wheelbase	123 (SWB) / 130 (LWB)	3042 (119.8)	2636 (103.8)
Overall Height	79.7 (SWB) / 79.6 (LWB) (with roof rails)	1831 (72.1) (at antenna)	1620 (63.8)
Overall Width	94 (SWB and LWB; with mirrors)	2172 (85.5) (with mirrors)	2082 (82) (with side mirrors)
Overall Length	214.7 (SWB) / 226.7 (LWB)	5101 (200.8)	4528 (178)
Seating Capacity (max occupants)	up to 8	up to 7	5
Headroom (front / 2nd / 3rd)	Wagoneer: 41.3 (1049) / 40 (1016) / 39 (991) (SWB); 993 (39.1) (third-row LWB) Grand Wagoneer: 998 (39.3) / 975 (38.4) / 977 (38.5)	1013 (39.9) / 1011 (39.8) / 960 (37.8)	985.5 (38.8) / 970 (38.2)
Legroom (front / 2nd / 3rd)	1040 (40.9) / 1085 (42.7) / 930 (36.6)	1025 (40.3) / 981 (38.6) / 850 (33.5)	1059.1 (41.7) / 965.2 (38)
Shoulder Room (front / 2nd / 3rd)	1680 (66.1) / 1657 (65.2) / 1635 (64.4)	1486 (58.5) / 1465 (57.7) / 1281 (50.4)	1414.7 (55.7) / 1391.9 (54.8)
Hip Room (front / 2nd / 3rd)	1610 (63.4) / 1599 (63) / 1310 (51.6)	1449 (57) / 1410 (55.5) / 1077 (42.4)	1379.2 (54.3) / 1358.9 (53.5)
Cargo Volume, L (cu ft)	Wagoneer: 116.7 / 130.9 (behind front-row seats with rear seats folded, SWB/LWB) Grand Wagoneer: 96.9 / 112.9 (behind front-row seats with rear seats folded, SWB/LWB)	2409.7 (85.1) (behind front-row seats with rear seats folded)	764.5 (27) / 1548.9 (54.7) (behind front-row seats with rear seats folded)
Curb Weight, kg (lb)	Wagoneer: 6,092 (4WD SWB) / 6,335 (4WD LWB) Grand Wagoneer: 6,431 (4WD SWB) / 6,704 (4WD LWB)	2155 (4750) / 2215 (4884) (AWD) (3.6L Pentastar V6)	1600 (3715)
Towing Capacity,* kg (lb)	Wagoneer: 10,000 (4WD SWB) Grand Wagoneer: 9,810 (4WD SWB) / 9,450 (4WD LWB)	2812 (6200) (3.6L Pentastar V6)	907 (2000)
Interior Volume, L (cu ft)	Wagoneer: 206.6 / 221.4 (total passenger plus cargo volume, SWB/LWB) Grand Wagoneer: 201.2 / 217 (SWB/LWB)	2409.7 (85.1) (SAE; behind front-row seats with rear seats folded)	2998.7 (105.9)
Ground Clearance	8.3 (standard suspension) / 10 (air suspension)	8.1	203.2 (8)



2025 JEEP® WRANGLER/JEEP WRANGLER 4xe



SELECT FEATURES

- Auxiliary power accessory outlet – 12-volt
- Floor mats – Carpeted; two in front on Wrangler; two in front and two in rear on Wrangler Unlimited
- Fog lamps
- Hill Start Assist
- Rear outboard head restraints<sup>(21)</sup>
- Rock-Trac® Four-Wheel Drive (4WD) System (Standard on Rubicon® models)
- Seats – Rear, folding
- Sentry Key® – Antitheft engine immobilizer
- Skid plates for fuel tank, transfer case and transmission
- Spare tire – Full-size with matching wheel
- Steering wheel-mounted speed/cruise controls
- Uconnect® Integrated Voice Command<sup>(13)</sup>

SAFETY & SECURITY

- Air bags<sup>(19)</sup> – Advanced multistage driver’s and front-passenger – Supplemental front-seat-mounted side
- Electronic Roll Mitigation
- Electronic Stability Control (ESC)<sup>(3)</sup> – With Brake Assist, All-Speed Traction Control and Electronic Roll Mitigation
- Energy-absorbing front-rail extensions
- Enhanced Accident Response System
- Remote keyless/illuminated entry (Available)
- Selectable Tire-Fill Alert (Available)
- Tire pressure monitoring warning lamp
- Trailer Sway Control

ENGINES	HORSEPOWER (SAE net)	TORQUE (SAE net)
2.0L I-4 Turbo	270	295
2.0L I-4 Turbocharged Plug-in Hybrid Electric Vehicle (PHEV)	270	295
3.6L Pentastar™ V6	285	260

FUEL ECONOMY <sup>(17)</sup> L/100 km (mpg)	
Fuel Economy	City / Hwy
– 2.0L I-4 Turbo - Two-door	11.5 (25) / 11.4 (25)
– Four-door	11.8 (24) / 11.6 (24)
– 2.0L I-4 Turbocharged PHEV - Gas drive mode	11.6 (24) / 11.9 (24)
– Electric drive mode (Le/100 km (MPGe))	4.5 (63) / 4.2 (67)
– 3.6L Pentastar V6 - Two-door (Manual transmission)	13.9 (20) / 10.2 (28)
– Four-door (Manual transmission)	14.3 (20) / 10.5 (27)



# 2025 JEEP® WRANGLER / JEEP WRANGLER 4xe

## EXTERIOR PAINT COLOURS\*



\*Selections may not be available on all trim levels/models and may be limited/restricted based on availability.

EXTERIOR DIMENSIONS, mm (in)	
Wheelbase (two-door / four-door)	2460 (96.8) / 3008 (118.4)
Overall Length (includes spare tire; two-door / four-door)	4237 (166.8) / 4785 (188.4)
Overall Width	1877 (73.9)
Overall Height	1868.4 (73.6)
Running Ground Clearance	274.3 (10.8)
Approach Angle (deg; two-door / four-door / 4xe)	44 / 43.9 / 43.8
Departure Angle (deg; four-door / 4xe)	37 / 35.6
Breakover Angle (deg; two-door / four-door / 4xe)	27.8 / 22.6 / 22.5
Front Track (four-door / 4xe)	1598 (62.9) / 1636 (64.4)
Rear Track (four-door / 4xe)	1598 (62.9) / 1636 (64.4)

TOWING* kg (lb)	
Tow Class (max)	II
Maximum Towing (two-door / four-door)	907 (2000) / 1588 (3500)

\*When properly equipped.

INTERIOR DIMENSIONS, mm (in)	
First Row	
– Headroom (two-door hardtop / two-door soft top / four-door hardtop / four-door soft top)	1033 (40.7) / 1083 (42.6) / 1036 (40.8) / 1087 (42.8)
– Legroom (two-door / four-door, 4xe)	1046 (41.2) / 1036 (40.8)
– Shoulder room (two-door / four-door, 4xe)	1414 (55.7) / 1417 (55.8)
– Hip room	1370 (53.9)
Second Row	
– Headroom (two-door hardtop / two-door soft top / four-door hardtop / four-door soft top)	1021 (40.2) / 1059 (41.7) / 1023 (40.3) / 1083 (42.6)
– Legroom (two-door / four-door / 4xe)	906.7 (35.7) / 972 (38.3) / 70 (38.2)
– Shoulder room (two-door / four-door / 4xe)	1465 (57.7) / 1414 (55.7) / 1417 (55.8)
– Hip room (two-door / four-door / 4xe)	1143 (45) / 1440 (56.7) / 1419.8 (55.9)
Cargo Volume, L (cu ft) – Behind second row (two-door / four-door, 4xe)	897 (31.7) / 784.3 (27.7)
– With second row folded (two-door / four-door, 4xe)	2050 (72.4) / 1908.5 (67.4)
Seating Capacity (max occupants)	5
Fuel Tank Capacity, L (US gal; two-door / four-door)	66.2 (17.5) / 81.3 (21.5)
– 2.0L I-4 Turbo	66.2 (17.5) / 81.3 (21.5)
– 2.0L I-4 Turbocharged Plug-in Hybrid Electric Vehicle (PHEV)	65 (17.2)
– 3.6L Pentastar™ V6	66.2 (17.5) / 81.3 (21.5)



# 2025 JEEP® WRANGLER / JEEP WRANGLER 4xe

	Sport	Sport S	Rubicon®	Sport	Sport S	Sahara®	Rubicon
STANDARD FEATURES AND OPTIONS	Two-Door			Four-Door			
CPOS	2TB	2TS	2TR	2TB	2TS	2TG	2TR

## ENGINES / TRANSMISSIONS

2.0L Turbo with Engine Stop/Start (ESS) Technology and 8-speed Automatic (ECI/DFT)	•	•	•	•	•	•	•
3.6L Pentastar™ V6 Variable Valve Timing (VVT) and 6-speed Manual (ERC/DEM)			O				O
2.0L I-4 Turbocharged Plug-in Hybrid Electric Vehicle (PHEV) with 8-speed PHEV Automatic (ECX/DFY)						O	O

## MECHANICAL FEATURES / CAPABILITY

Axle Ratios – 3.45:1 (DLK)	•	•		•	•	•	
– 4.10:1 (DMF)			•				•
– 4.88 (DMS)			O				O
Axles – Third-generation Dana44™ heavy-duty rear (DRE)	•	•		•	•	•	
– Third-generation Dana44 heavy-duty wide front (DJV)			•				•
– Third-generation Dana44 heavy-duty wide rear (DRF)			•			P	•
– Third-generation Dana® solid front (DJD)	•	•		•	•	•	
– Third-generation Dana solid rear (DRZ)	O	O		O	O	O	
Differentials – Trac-Lok® limited-slip rear (DSA)	P	P		P	P	P	
– Tru-Lok® front and rear, electronic remote locking (DSE)			•				•
Off-Road Plus Mode (XG7)			•				•
Rock-Trac® Full-Time 4x4 System (requires Automatic transmission) (DHF)			O				O
Selec-Trac® Full-Time Four-Wheel Drive (4WD) System (DHP)	O	O		O	O	O	
Sway-Bar Disconnect – Electronically controlled, front (SHG)			•				•
Towing – Trailer-Tow and Heavy-Duty Electrical Group – Includes 240-amp alternator, 700-amp maintenance-free battery, Class II hitch receiver, four- and seven-pin wiring harness, and auxiliary switches (ADH)	O	O	O	O	O	O	O
Trailer Sway Control (BNT)	•	•	•	•	•	•	•
Transfer Case/4WD System – Command-Trac® NV241 GI, manual, part-time, shift-on-the-fly (DHN)	•	•		•	•	•	
– Rock-Trac NV241OR manual, part-time, shift-on-the-fly; 4:1 low-gear ratio (DHW)			•				•

## EXTERIOR FEATURES

Doors – Full metal with roll-up glass windows, removable <sup>(24)</sup> (GCF)	•	•	•	•	•	•	•
Fender Flares – Black, moulded-in-colour	•	•	•	•	•		•
– Body-colour (requires Body-colour three-piece hardtop) (MM3)			O			•	O
Glass – Deep-tint sunscreen windows (GCD)	•	•		•			
– Manual windows (JF8)	•	•		•			
– Power windows, front one-touch down (included with 2TS) (JPY)	P	P	•	P	•	•	•
– Solar-Control (GAM)	•	•		•	•		
– Tinted windshield (GBB)	•	•	•	•	•	•	•

	Sport	Sport S	Rubicon®	Sport	Sport S	Sahara®	Rubicon
STANDARD FEATURES AND OPTIONS	Two-Door			Four-Door			
CPOS	2TB	2TS	2TR	2TB	2TS	2TG	2TR

## EXTERIOR FEATURES (CONTINUED)

Grille – Body-colour (MFT)	•	•		•	•		
– Body-colour/Accent-colour (MF4)			•				•
– Bright (MFZ)						•	
Lighting – Automatic headlamps (LMG)	•	•	•	•	•	•	•
– Fog lamps (LNJ)	•	•		•	•		
– Halogen headlamps (LMA)	•	•		•	•		
– Headlamps-off time delay (LHD)	•	•	•	•	•	•	•
– LED fog lamps (LNV)	P	P	•	P	P	•	•
– LED reflector headlamps (LPX)	P	P	•	P	P	•	•
Mirrors – Black, manual foldaway (LE4)	•	•	•	•	•	•	•
– Mopar® Doors-Off Mirror Kit (LFR)	O	O	O	O	O	O	O
– Power heated (included with 2TS) (GTB)	P	P		P	•	•	•
Rock Rails (MEF)	P	P	•	P	P		•
Side Steps – Black tubular (MRU)	O	O		O	O	O	
– Chrome Tubular, by Mopar (MRT)	O	O		O	O	O	
– Diamond-plate surface pattern (MRK)	P	P		P	O	O	
Skid Plates – For fuel tank, transfer case and transmission (XEE/XEF/XE9)	•	•	•	•	•	•	•
Tires – P245/75R17 All-Season (A/S) (TQJ)	•	•		•	•		
– P245/75R17 All-Terrain (A/T) (TTC)	O	O		O	O		
– LT285/70R17C BSW Off-Road (TXA)			•				•
– P255/70R18 A/T (TRR)						O	
– LT285/70R17C OWL Off-Road (TT4)			O				O
– P255/70R18 A/S (TDA)						•	
Tops – Body-colour three-piece hardtop (HT3)			O			O	O
– Dual Top Group – Includes Freedom Panel storage bag, Black three-piece hardtop and premium Sunrider® Soft Top (AEN)					O	O	O
– Freedom Top® – Three-piece Black modular hardtop with rear wiper/washer, rear defroster, full-frame doors and Freedom Panel storage bag (HT1)	O	O	O	O	O	•	O
– Mopar Sunrider Soft Top (requires hardtop) (MHW)	O	O	O	O	O	O	O
– Premium Black Sunrider Soft Top (STB)	•	•	•	•	•		•
– Sky One-Touch® Power Top (STJ)						O	O
Tow Hooks – Black, two front, one rear (XEW)	•	•		•	•	•	
– Red, two front, one rear (XH6)			•				•



# 2025 JEEP® WRANGLER / JEEP WRANGLER 4xe

	Sport	Sport S	Rubicon®	Sport	Sport S	Sahara®	Rubicon
STANDARD FEATURES AND OPTIONS	Two-Door			Four-Door			
CPOS	2TB	2TS	2TR	2TB	2TS	2TG	2TR
EXTERIOR FEATURES (CONTINUED)							
Wheels – 17-inch Low-Gloss Black steel (WAA)	•	•		•			
– 17-inch Grey-painted aluminum (WFD)					•		
– 17-inch machined-face with Black pockets aluminum (WFH)					0		
– 18-inch machined-face aluminum with Grey spokes (WPA)						•	
– 17-inch machined-face aluminum with Black pockets (WFE)			0				0
– 17-inch Black machined-face aluminum (WFV)			•				•
– 18-inch Technical Grey machined-face aluminum (WPD)						0	
– 17-inch machined-face aluminum with Black pockets (available on Willys and Rubicon with Xtreme 35 Package) (WF8)			0				0
INTERIOR FEATURES							
Air Conditioning – Automatic Temperature Control (included with Technology Group) (HAB)	P	P	•	P	•	•	•
– Manual Temperature Control (HAA)	•	•		•			
Console – Bin task light (LDB)			•			•	•
– Full-floor with front/rear 12-volt auxiliary power outlet (CUF/JJJ)	•	•	•	•	•	•	•
– Remote USB port (charging only) (RS3)	•	•	•	•	•		
– Two USB ports (charging only) (RS2)			•			•	•
Floor Mats – Front (CLC)	•	•	•	•			
– Front and rear (CLE)					•	•	•
– Mopar® All-Weather (CWA)	0	0	0	0	0	0	0
Lighting – Ambient LED interior light (LHA)			•			•	•
– Courtesy lamps (LBB)	•	•	•	•	•	•	•
Mirror – Auto-dimming with reading lights (GNK)	P	P	P	P	P	P	P
– Rearview day/night mirror (GNA)	•	•	•	•	•	•	•
Push-Button Start (GX4)	•	•	•	•	•	•	•
Remote Keyless Entry (GXM)	P	P	•	P	•	•	•
Remote Start System (XBM)	P	P	0	P	P	0	0
Seating – Cloth (available in Black or Heritage Tan) (*A7)	•	•		•	•		
– Cloth with Rubicon logo (available in Black or Heritage Tan) (*D5)			•				•
– Cloth with Sahara logo (available in Black or Heritage Tan) (*T7)						•	
– Heated front (included with Convenience Group) (JPM)	P	P	P	P	P	•	P
– Leather-trimmed with Rubicon logo (available in Black or Dark Saddle) (*AL)			0				0
– Leather-trimmed with Sahara logo (available in Black or Dark Saddle) (*CL)						0	
Seats – 60/40 split-folding rear (CFN)					•	•	•
– Rear, folding (CFM)	•	•	•	•			

STANDARD FEATURES AND OPTIONS	Sport	Sport S	Rubicon®	Sport	Sport S	Sahara®	Rubicon
	Two-Door			Four-Door			
	2TB	2TS	2TR	2TB	2TS	2TG	2TR
INTERIOR FEATURES (CONTINUED)							
Steering Wheel – Heated (included with Convenience Group) (NHS)	P	P	P	P	P	•	P
– Mounted audio controls (RDZ)	•	•	•	•	•	•	•
Universal Garage Door Opener <sup>(22)</sup> (included with Convenience Group) (XGD)	P	P	•	P	P	•	•
Wash-Out Interior – With removable carpet and drain plugs	•	•	•	•	•	•	•

UCONNECT® MULTIMEDIA							
Audio System – Alpine® Premium Audio System with nine speakers and an all-weather subwoofer and 552-watt amplifier (RC4)	P	P	P	P	P	P	P
– Eight speakers (RCH)	•	•	•	•	•	•	•
Connected Travel and Traffic Services <sup>(7)</sup> (RTV)			•			•	•
Integrated Voice Command <sup>(13)</sup> (XRB)	•	•	•	•	•	•	•
Jeep Connect with Three-Month Trial Subscription <sup>(8)</sup> (RSK)	•	•	•	•	•	•	•
Power Outlet – 12-volt, two total (JJJ/JJM)	•	•	•	•	•	•	•
– 115-volt to power household items, laptops, etc. (JKV)			•			•	•
SiriusXM® with Six-Month Trial Subscription <sup>(10)</sup> (RSD)	O	O	•	O	•	•	•
Uconnect 5 with 12.3-inch Touchscreen Display (UEP)	•	•	•	•	•	•	•
Uconnect 5 NAV with 12.3-inch Touchscreen Display (UEX)			P			P	P

SAFETY & SECURITY							
Advanced Brake Assist (BGG)	•	•	•	•	•	•	•
Air Bags <sup>(19)</sup> – Advanced multistage driver’s and front-passenger (CG3)	•	•	•	•	•	•	•
– Supplemental front-seat-mounted side (CJ1)							
Antilock Four-Wheel Disc Brakes (BRY)	•	•		•	•		
Antilock Four-Wheel Heavy-Duty Disc Brakes (BR6)			•			•	•
Blind-Spot Monitoring (BSM) <sup>(2)</sup> and Rear Cross-Path Detection System <sup>(2)</sup> (included with Safety Group) (XAN)	P	P	P	P	P	P	P
Electronic Roll Mitigation (BNS)	•	•	•	•	•	•	•
Electronic Stability Control (ESC) <sup>(3)</sup> – Includes hydraulic assist brake booster and traction control (BNB)	•	•	•	•	•	•	•
Hill Start Assist (BNG)	•	•	•	•	•	•	•
Park-Sense® Rear Park Assist <sup>(2)</sup> (included with Safety Group) (XAA)	P	P	P	P	P	P	P
ParkView® Rear Back-Up Camera <sup>(2)</sup> (XAC)	•	•	•	•	•	•	•
Selec-Speed® Control (included with 8-speed Automatic transmission) (BNK)	P	P	P	P	P	•	P
Selectable Tire-Fill Alert (LA5)	•	•	•	•	•	•	•
Sentry Key® Antitheft Engine Immobilizer (GXX)	•	•	•	•	•	•	•
TrailCam Forward-Facing Camera <sup>(2)</sup> (XNY)			O			O	O



2025 JEEP® WRANGLER / JEEP WRANGLER 4xe

	Sport	Sport S	Rubicon®	Sport	Sport S	Sahara®	Rubicon
STANDARD FEATURES AND OPTIONS	Two-Door			Four-Door			
CPOS	2TB	2TS	2TR	2TB	2TS	2TG	2TR
PACKAGES/EQUIPMENT GROUPS							
Black Three-Piece Hardtop Group – Includes Black three-piece hardtop, rear window defroster, and rear window washer and wiper (HT1)	O	O	O	O	O		O
Body-Colour Three-Piece Hardtop Group – Includes Body-colour three-piece hardtop, rear window defroster, and rear window washer and wiper (HT3)			P			O	P
Convenience Group – Includes heated front seats and heated steering wheel, Remote Start System, Universal Garage Door Opener; <sup>(22)</sup> 7-inch Thin Film Transistor (TFT) cluster, satellite radio, proximity entry and Dual-Zone Automatic Temperature Control (AJK)			O/P		O	•	O/P
Jeep Active Safety Group – Includes Park-Sense® Rear Park Assist; <sup>(2)</sup> Blind-Spot Monitoring (BSM) <sup>(2)</sup> and Rear Cross-Path Detection System <sup>(2)</sup> and LED taillamps (AJ1)			O/P		O	O	O/P
Rubicon X Package – Includes Xtreme 35 Package (with four-door Automatic transmission), steel bumpers (winch-capable front), Jeep Active Safety Group, Technology Group, Convenience Group, Body-colour hardtop, power-folding leather-faced seats, Body-colour fender flares and full-time 4:1 transfer case (ACC)			O				O

	Sport	Sport S	Rubicon®	Sport	Sport S	Sahara®	Rubicon
STANDARD FEATURES AND OPTIONS	Two-Door			Four-Door			
CPOS	2TB	2TS	2TR	2TB	2TS	2TG	2TR
PACKAGES/EQUIPMENT GROUPS (CONTINUED)							
Sport LED Lighting Group – Includes LED headlamps with round signature lighting and LED front fog lamps (ADA)					O		
Steel Bumper and Winch Group – Includes front and rear steel bumpers and WARN® winch with 3628-kg (8000-lb) capacity (AD3)			O				O
Technology Group – Includes Uconnect® 5 NAV with 12.3-inch touchscreen display, inside electrochromatic rearview mirror, nine-speaker premium audio system with all-weather subwoofer and TrailCam forward-facing camera <sup>(2)</sup> (AJY)			O/P		O	O	O/P
Trailer-Tow and Heavy-Duty Electrical Group – Includes four auxiliary switches, heavy-duty 240-amp alternator, trailer-tow Class II hitch receiver, and four-pin and seven-pin adapters (ADH)	O	O	•	O	O/P	O	•
Willys Package – Includes 33-inch Mud-Terrain (M/T) tires, Trailer-Tow and Heavy-Duty Electrical Group, rear locker, limited-slip rear differential, rock rails, and LED headlamps and fog lamps (ACB)					O		
Xtreme 35 Package – Includes LT315/70R17C 35-inch BFGoodrich® KO2 All-Terrain (A/T) tires, 17-inch beadlock-capable wheels, 4.56:1 axle ratio, swing-gate reinforcement and 3.8-cm (1.5-inch) factory suspension lift with uniquely tuned shocks (AGB)					O		O/P

• = Standard.   O = Optional.   P = Available with Package noted.   F = Fleet only.

# 2025 JEEP® COMPASS



### SELECT FEATURES

- 2.0L Direct-Injection (DI) Turbo I-4 engine with Engine Stop/Start (ESS) technology/8-speed Automatic transmission
- 4x4 drive system standard on all models
- 10.25-inch all-digital, full-colour Driver Information Display (DID) (Available)
- 17-, 18- and 19-inch wheels
- Alexa Built-In<sup>(14)</sup> and SiriusXM® with 360L<sup>(10)</sup> (Available)
- Chrome-painted textured grille on Limited models
- Connected Travel and Traffic Services<sup>(7)</sup> (Available)
- Dual-pane panoramic power sunroof (Available)
- Hands-free<sup>(13)</sup> phone and audio
- Hands-free power liftgate with Foot-activated Open 'N Go (Available)
- Heated front seats (Available)
- High-mounted centre console with increased storage space
- Jeep Connect<sup>(8)</sup> Services including 4G LTE Wi-Fi Hotspot<sup>(12)</sup> with three-month trial
- LED projector headlamps, fog lamps and taillamps (Available)
- LED reflector headlamps on all models
- Premium Alpine® Sound System (Available)
- Selec-Terrain® Traction Management System with up to four modes
- SiriusXM with six-month trial subscription<sup>(10)</sup>
- Two 4x4 systems: Jeep Active Drive and Jeep Active Drive Low with Hill Descent Control
- Uconnect® 5 with 10.1-inch touchscreen display

- Uconnect 5 NAV with 10.1-inch touchscreen display and GPS Navigation<sup>(15)</sup> (Available)
- Universal Garage Door Opener<sup>(22)</sup> (Available)
- Ventilated front seats (Available)
- Wireless Apple CarPlay™ integration and Android Auto™ capability<sup>(6)</sup>
- Wireless charging pad (Available)

### SAFETY & SECURITY

- 360° Surround-View Camera System<sup>(1)</sup> (Available)
- Active Driving Assist System<sup>(2)</sup> (Available)
- Active Lane Management System<sup>(2)</sup>
- Blind-Spot Monitoring (BSM)<sup>(2)</sup> and Rear Cross-Path Detection System<sup>(2)</sup>
- Drowsy-Driver Detection System<sup>(2)</sup>
- Full-Speed Forward Collision Warning with Active Braking<sup>(2)</sup>
- Parallel and Perpendicular Park and Unpark Assist System<sup>(2)</sup> (Available)
- Park-Sense® Front/Rear Park Assist System<sup>(2)</sup> (Available)
- ParkView® Rear Back-Up Camera<sup>(2)</sup>
- Pedestrian/Cyclist Emergency Braking<sup>(4)</sup>
- Seven air bags;<sup>(19)</sup> including full-length side and driver's knee bolster
- Traffic Sign Recognition System<sup>(5)</sup> (Available)

ENGINE	HORSEPOWER	TORQUE
2.0L Turbo	180	175

EXTERIOR DIMENSIONS, mm (in)	
Wheelbase	2636 (103.8)
Front Track	1542 (60.7)
Rear Track	1532 (60.3)
Overall Length	4394 (173)
Overall Height (with rails)	1647 (64.8)
Overall Width (with open mirrors)	2033 (80)
Ground Clearance (minimum running; 4x4)	208 (8.2)

VOLUMES & CAPACITIES	
Cargo, L (cu ft) – Rear seats up	770 (27.2)
– Rear seats folded	1693 (59.8)
Seating Capacity	5
Fuel Tank Capacity, L (US gal)	51 (13.4)

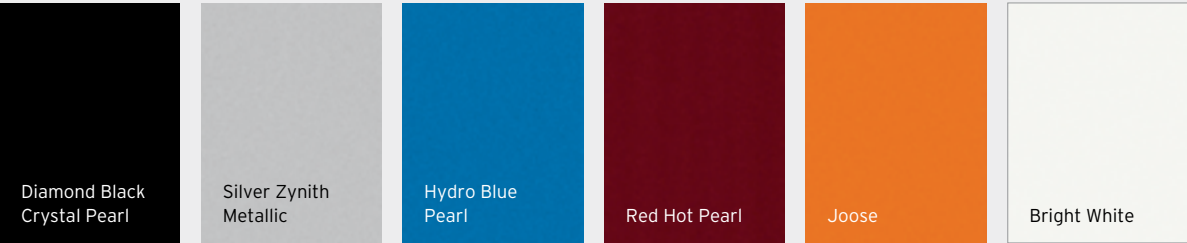
TOWING* kg (lb)	
Maximum – 4x4	907 (2000)

INTERIOR DIMENSIONS, mm (in)	
Front	
– Headroom (without sunroof / with sunroof)	995 (39.2) / 981 (38.6)
– Legroom	1046 (41.8)
– Hip room	1375 (54.1)
– Shoulder room	1439 (56.7)
Rear	
– Headroom	978 (38.5)
– Legroom	973 (38.3)
– Hip room	1250 (49.2)
– Shoulder room	1400 (55.1)

\*When properly equipped.

# 2025 JEEP® COMPASS

## EXTERIOR PAINT COLOURS\*



\*Selections may not be available on all trim levels/models and may be limited/restricted based on availability.

### STANDARD FEATURES AND OPTIONS

CPOS	Sport 2DA	North 2DJ	Altitude 2DB	Trailhawk® 2DE	Limited 2DG
------	--------------	--------------	-----------------	-------------------	----------------

### ENGINE/TRANSMISSION

2.0L Direct-Injection (DI) Turbo I-4 with Engine Stop/Start (ESS) Technology/8-speed Automatic (EC1/DGD)	•	•	•	•	•
--	---	---	---	---	---

### MECHANICAL FEATURES/CAPABILITY

4x4 Drive System (590)	•	•	•	•	•
Alternator – 180-amp (BA5)	•	•	•	•	•
AutoStick Automatic Transmission (DHD)	•	•	•	•	•
Exhaust System – Dual tips, hidden (NEJ)	•	•	•	•	•
Four-Wheel Drive (4WD) System with Rear-Axle Disconnect – Jeep Active Drive - Full-time 4x4 system	•	•	•		•
– Jeep Active Drive Low - Full-time 4x4 system with low range for a 20:1 crawl ratio				•	
Fuel Door – Capless fuel-filler (XJM)	•	•	•	•	•
Push-Button Start (GX4)	•	•	•	•	•
Selec-Terrain® Traction Management System – Auto, Snow, Sand/Mud and Rock Mode with Hill Descent Control (XAB)				•	
– Centre-stack toggle with traction control settings: Auto, Snow and Sand/Mud Modes (XAB)	•	•	•		•
Steering – Electric power; tilt/telescoping column (SBL/SUD)	•	•	•	•	•
Suspension – All-wheel drive (AWD) (SDE)	•	•	•		•
– Off-road (SDJ)				•	
Trail Rated® Capability – Includes Jeep Active Drive Low Mode with 20:1 crawl ratio and Hill Descent Control, 1-inch increased height, unique front and rear fascia skid plates, off-road suspension, signature Ruby Red accents including front and rear tow hooks, Trail Rated and Trailhawk badges, and unique 17-inch wheels with All-Season (A/S) On-/Off-Road tires (MT2)				•	
Transmission Oil Heater (NHQ)	•	•	•	•	•

### STANDARD FEATURES AND OPTIONS

CPOS	Sport 2DA	North 2DJ	Altitude 2DB	Trailhawk® 2DE	Limited 2DG
------	--------------	--------------	-----------------	-------------------	----------------

### EXTERIOR FEATURES

Accents – Bright Chrome (MCG)					•
– Diamond Black door cladding, wheel flares, fascias and sills (packaged with Elite Group) (MJX/MMZ/MC3/MEK)					P
– Gloss Black badges (MGF)			•		
– Lower bodyside cladding with Body-colour/Accent-colour fascias (MRB/MCD)	•	•	•	•	•
– Middle fascia texture – Gloss Black (MLB)					•
– Middle fascia texture – Moulded-in-colour Black (MLD)	•	•	•	•	
– Mopar® Rock Rails (MMU)	O	O	O	O	O
– Neutral Grey (packaged with (RED) Edition (ACT)) (MHX)				•	P
– Rear fascia skid plate appliqué (MTA)	•	•	•	•	•
Daylight Opening (DLO) Mouldings – Black (packaged with (RED) Edition (ACT)) (MMR)			•	•	P
– Bright (MMP)	•	•			•
Door Handles – Black (MNA)	•				
– Body-colour (MNK)		•	•	•	•
Fog and Cornering Lamps (LNP)		•	•	•	•
– Premium LED with cornering function (packaged with Trailhawk Elite Group, Driver Assistance Group, Premium Lighting Group and Elite Group) (LNT)		P	P	P	P
Glass – Deep-tint sunscreen (GEG)	•	•	•	•	•
Grilles – Black surround with Chrome rings (MAJ)	•	•	•		
– Black surround with Neutral Grey rings (MF6)				•	
– Gloss Black surround with Chrome rings and Chrome-painted grille texture (MAG/MXK)					•
– Gloss Black surround with Gloss Black rings and grille texture (MAE)			•		

• = Standard. O = Optional. P = Available with Package noted. F = Fleet only.

# 2025 JEEP® COMPASS

	Sport	North	Altitude	Trailhawk®	Limited
STANDARD FEATURES AND OPTIONS	2DA	2DJ	2DB	2DE	2DG
CPOS					
EXTERIOR FEATURES (CONTINUED)					
Hood – Decal in Black on Black (packaged with Hydro Blue Pearl exterior colour) (M19)				P	
– Decal in Black and Red (MYA)				•	
Lighting – Auto High-Beam Headlamp Control (requires Full-Speed Forward Collision Warning with Active Braking <sup>(2)</sup> ) (LMS)	•	•	•	•	•
– Automatic headlamps (LMG)	•	•	•	•	•
– Daytime running lamp (DRL) system (LMX)	•	•	•	•	•
– Headlamps-off time delay (LHD)	•	•	•	•	•
– Incandescent taillamps (LA6)	•	•	•	•	•
– LED low-/high-beam projector headlamps (packaged with Trailhawk Elite Group, Premium Lighting Group and Elite Group) (LM6)			P	P	P
– LED reflector headlamps (LPX)	•	•	•	•	•
– LED taillamps (packaged with Trailhawk Elite Group, Premium Lighting Group and Elite Group) (LAD)			P	P	P
Mirrors – Power-adjust, heated and manual-folding in Gloss Black (GTC/LE7)	•	•	•		
– Power-adjust, heated and manual-folding with turn signals in Gloss Black (GTC/LEB/LE7)				•	•
Power Liftgate with Foot-Activated Open ‘N Go (packaged with Trailhawk Elite Group, Elite Group and Convenience Group) (JRC/XZ2)		P	P	P	P
Removable Short-Mast Antenna – Roof-mounted (RDB)	•	•	•	•	•
Roof – Black (MXS)			•	•	•
– Body-colour (packaged with Diamond Black Crystal Pearl exterior colour) (MXU)	•	•	•	P	P
Roof Rails – Black (MWE)		•	•	•	•
Skid Plates – Fuel tank, transfer case, front suspension and transmission (XEE/XEF/XEU/XE9)				•	
Sunroof – Power, dual-pane with front tilt/fore/aft and rear fixed glass (packaged with Sun and Sound Group) (GWJ)		P	P	P	P
Tires – 225/60R17 BSW All-Season (A/S) (TTU)	•	•			
– 215/65R17 BSW All-Terrain (A/T) (TAK)				•	
– 225/55R18 BSW A/S (TWL)			•	•	
– 225/55R18 BSW A/S (TJC)					O
– Tire Service Kit (XFP/TBF)	•	•	•	•	•
– Spare tire - Full-size (TBB)				•	
Tow Hooks – Two front and one rear in Ruby Red (XEA/XH6)				•	
Wheels – 17-inch aluminum (WAJ)	•	•			
– 17-inch Black-painted aluminum (WD4)				•	
– 18-inch painted aluminum (WLF)			•		
– 18-inch Diamond-Cut painted aluminum (WAG)					•
– 18-inch Gloss Black-painted aluminum (WPW)			•		
– 19-inch Diamond-Cut painted aluminum (packaged with Elite Group) (WSU)					P
Windows – Power front, one-touch up/down (JP3)	•	•	•	•	•
– Rear, defroster (GFA)	•	•	•	•	•

	Sport	North	Altitude	Trailhawk®	Limited
STANDARD FEATURES AND OPTIONS	2DA	2DJ	2DB	2DE	2DG
CPOS					
EXTERIOR FEATURES (CONTINUED)					
Wiper System – Front, variable/intermittent (JHA)	•	•	•		
– Rain-sensitive/intermittent (JHC)	•	•	•	•	•
– Rear window wiper/washer (JHB)	•	•	•	•	•
– Windshield wiper de-icer (NHL)		•	•	•	•
INTERIOR FEATURES					
Accents – Copper/Chainmail Hydro (XSS)					•
– Piano Black/Brushed Hydro (XST)			•	•	
– Satin Chrome/Wizard Black (XSB)	•	•			
Air Conditioning (HAA)	•	•	•		
– Dual-Zone Automatic Temperature Control, including humidity sensors (packaged with Convenience Group) (HAF)		P	P	•	•
– Jeep Air Filtration System (JMD)	•	•	•	•	•
Assist Handles – Driver’s and passenger; coat hook included on rear passenger (four) (CSR/CSW/XCT)	•	•	•	•	•
Cargo Area – Cargo compartment carpet (CKN)	•	•	•	•	•
– Compartment lamp (LDB)	•	•	•	•	•
– Height-adjustable load floor - One-, two- or three-position adjustment depending on spare tire/Tire Service Kit availability	•	•	•	•	•
– Rear cargo underfloor tray (CK6)	•	•	•	•	•
– Reversible carpet/vinyl cargo mat (packaged with Trailhawk Convenience Group, Elite Group, Convenience Group, Driver Assist Group I and Trailhawk Elite Group) (CKK)		P	P	P	P
– Tie-down loops (four) (CKT)	•	•	•	•	•
Cluster – 7-inch colour Driver Information Display (DID) (JAL)	•	•	•	•	•
– 10.25-inch Thin Film Transistor (TFT) colour display (packaged with Trailhawk Elite Group and Elite Group) (JAU)				P	P
– Outside temperature display in odometer (LAH)	•	•	•	•	•
– Speedometer - 257-km/h (160-mph) (JCC)	•	•	•	•	•
– Tachometer (JFH)	•	•	•	•	•
Console – Air vents on rear of centre console for rear passengers (XGA)	•	•	•	•	•
– Full-length front floor console with fore/aft sliding armrest (CM6)	•	•	•	•	•
– Media centre electronics storage (CU7)	•	•	•	•	•
– Overhead console (CUN)	•	•	•	•	•
– Wireless charging pad (packaged with Driver Assistance Group and Driver Assist Group I) (RFX)		P	P	P	P
Cup Holders (included with full-length front floor console) (CM6)	•	•	•	•	•
– Rear-seat armrest with cup holders (CSN)	•	•	•	•	•

• = Standard.    O = Optional.    P = Available with Package noted.    F = Fleet only.



# 2025 JEEP® COMPASS

STANDARD FEATURES AND OPTIONS	Sport	North	Altitude	Trailhawk®	Limited
CPOS	2DA	2DJ	2DB	2DE	2DG
INTERIOR FEATURES (CONTINUED)					
Electronic Vehicle Information Centre (EVIC) – Controls located on steering wheel (LAZ)		•	•	•	•
Floor Mats – All-season (packaged with Convenience Group) (CLF)		P	P	•	
– Front and rear (CLE)	•	•	•		•
Glove Box – With damped door (JKA)	•	•	•	•	•
Instrument and Door Panel – Black perforated vinyl mid-panel with Ruby Red accent stitching				•	
– Steel Grey Blend cloth mid-panel and door bolster with Bright Blue accent stitching	•	•	•		
– Steel Grey or Sepia Nappa PUR mid-panel and door bolster with accent stitching					•
Lighting – Door handle LED lamps (LB3)		•	•	•	•
– Front dome lamp (LCK)	•	•	•	•	•
– Front map pocket LED lamp (LBG)				•	•
– Illuminated entry (LAC)	•	•	•	•	•
– Map/dome reading lamps (LCD)	•	•	•	•	•
– Overhead cupola LED lamps (LHJ)		•	•	•	•
– Two front overhead incandescent map lamps (LBA)	•	•	•	•	•
Mirrors – Rearview, auto-dimming mirror (packaged with Convenience Group and Lux Driver Assist) (GNK)		P	P	•	•
– Rearview, day/night mirror (GNA)	•	•	•		
– Sliding sun visors with illuminated mirrors (packaged with Convenience Group) (GNC)		P	•	•	•
– Sliding sun visors with mirrors (GNU)	•	•			
Power Outlet – 12-volt auxiliary located behind centre console (JKP)	•	•	•	•	•
– 12-volt auxiliary in rear cargo area (JJM)	•	•	•	•	•
Seating – Leatherette bucket in Black or Black/Sepia with Burnished Copper accent stitching (*A6)					•
– Leatherette bucket in Black with Burnished Copper accent stitching (packaged with (RED) Edition) (*A6)			•		P
– Premium cloth low-back bucket in Black with Bright Blue accent stitching (*A7)	•				
– Premium cloth and vinyl bucket in Black or Steel Grey with Bright Blue accent stitching (*G7)		•			
– Premium leather-trimmed with cloth insert bucket in Black with Ruby Red and Diesel dual accent stitching and embroidered Trailhawk logo (*Q6)				•	
– Premium ventilated leather-trimmed bucket in Black or Black/Sepia with Burnished Copper accent stitching (packaged with Elite Group; requires eight-way power driver’s and front-passenger seats) (*EL)					P
– Premium ventilated leather-trimmed bucket in Black with Light Tungsten accent stitching (packaged with (RED) Edition) (*EL)					P
– Premium ventilated leather-trimmed bucket in Black with Ruby Red and Diesel dual accent stitching and embroidered Trailhawk logo (packaged with Trailhawk Elite Group; requires eight-way power driver’s and front-passenger seats) (*BL)				P	

STANDARD FEATURES AND OPTIONS	Sport	North	Altitude	Trailhawk®	Limited
CPOS	2DA	2DJ	2DB	2DE	2DG
INTERIOR FEATURES (CONTINUED)					
Seats, Front-Row – Driver’s – Manual-adjust six-way including driver height adjuster (JVB/CDH)	•	•		•	
– Driver’s – Power-adjust eight-way with power two-way lumbar-adjust (packaged with Trailhawk Convenience Group, Convenience Group and Trailhawk Elite Group) (JVG)		P	•	P	•
– Driver’s-seat memory (packaged with Trailhawk Elite Group and Elite Group) (LEQ)				P	P
– Front height-adjustable shoulder belts (CGD)	•	•	•	•	•
– Front seatback map pocket (CSM)	•	•	•	•	•
– Front-passenger fold forward (packaged with manual-adjust six-way front-passenger seat) (CDW)	•	•	•	•	•
– Front-passenger – Manual-adjust six-way (JWB)	•	•	•	•	•
– Front-passenger – Power-adjust eight-way with power two-way lumbar-adjust (packaged with Trailhawk Elite Group and Elite Group) (JWG)				P	P
– Heated (JPM)	•	•	•	•	•
– Power two-way driver’s lumbar-adjust (packaged with Trailhawk Convenience Group and power-adjust eight-way driver’s seat) (JPE)		P	•	P	•
– Power two-way front-passenger lumbar-adjust (packaged with Elite Group for (RED) Edition and power-adjust eight-way front-passenger seat) (JRP)				P	P
– Two-way headrests (CDX)	•	•	•	•	•
– Ventilated (packaged with premium leather-trimmed bucket seats) (CAJ)				P	P
Seats, Second-Row – 60/40 split-folding and rear-seat armrest with cup holders (CFN/CSN)	•	•	•	•	•
– Air vents – Located behind centre console (XGA)	•	•	•	•	•
– Centre rear three-point seat belt (CG6)	•	•	•	•	•
– Heat ducts (XGR)	•	•	•	•	•
– Rear-seat head restraints, <sup>(2)</sup> three (CSH)	•	•	•	•	•
Shift Knob – Leather-wrapped (CVB)		•	•	•	•
– Urethane (CV1)	•				
Speed-Sensitive Power Door Locks (JPH)	•	•	•	•	•
Steering Wheel – Heated (NHS)		•	•	•	•
– Mounted audio controls (RDZ)	•	•	•	•	•
– Premium-wrapped (SCJ)		•	•	•	•
– Urethane (SCA)	•				
UCONNECT® MULTIMEDIA					
Apple CarPlay™ Integration and Android Auto™ Capability <sup>(6)</sup> (RFP/RF5)	•	•	•	•	•
Connected Travel and Traffic Services <sup>(7)</sup> (packaged with Trailhawk Elite Group, Elite Group and Elite Group for (RED) Edition) (RTV)				P	P
Hands-Free <sup>(13)</sup> Phone and Audio (RTE)	•	•	•	•	•
Jeep Connect <sup>(8)</sup> – Includes three-month trial subscription and 4G LTE Wi-Fi Hotspot <sup>(12)</sup> (RT1)	•	•	•	•	•

• = Standard.   0 = Optional.   P = Available with Package noted.   F = Fleet only.

2025 JEEP® COMPASS					
STANDARD FEATURES AND OPTIONS					
CPOS	Sport	North	Altitude	Trailhawk®	Limited
	2DA	2DJ	2DB	2DE	2DG
<b>UCONNECT® MULTIMEDIA (CONTINUED)</b>					
Media Device Connections – Front-row USB port Type-A and -C (RTX)	•	•	•	•	•
– Second-row USB port Type-A and -C charge only (packaged with Trailhawk Convenience Group, Elite Group, Convenience Group and Trailhawk Elite Group) (RS2)		P	P	P	P
– Second-row USB port Type-A charge only (RS4)	•	•	•	•	•
SiriusXM® with 360L – Includes six-month trial subscription <sup>(10)</sup> (packaged with Uconnect 5 NAV with 10.1-inch touchscreen display) (RTU)				P	P
SiriusXM – Includes six-month trial subscription <sup>(10)</sup> (RSD)	•	•	•	•	•
Speakers – Premium Alpine® Sound System with nine amplified speakers, plus a subwoofer (included with Sun and Sound Group) (RC3)		P	P	P	P
– Six (RCG)	•	•	•	•	•
Uconnect 5 with 10.1-inch Touchscreen Display – Includes 10.1-inch touchscreen display, hands-free <sup>(13)</sup> phone and audio, SiriusXM including six-month trial subscription, <sup>(10)</sup> Jeep Connect including three-month trial subscription <sup>(8)</sup> and 4G LTE Wi-Fi Hotspot <sup>(12)</sup> (UEU)	•	•		•	•
Uconnect 5 NAV with 10.1-inch Touchscreen Display – Includes 10.1-inch touchscreen display with GPS Navigation, <sup>(15)</sup> HD radio, Alexa Built-In, <sup>(4)</sup> Integrated Voice Command, <sup>(3)</sup> SiriusXM with 360L including six-month trial subscription, <sup>(10)</sup> Jeep Connect with three-month trial subscription, <sup>(8)</sup> 4G LTE Wi-Fi Hotspot, <sup>(12)</sup> and Connected Travel and Traffic Services <sup>(7)</sup> (packaged with Convenience Group, Sun, Sound and NAV Group, Trailhawk Elite Group and Elite Group) (UEN)			•	P	P
<b>SAFETY &amp; SECURITY</b>					
Air Bags <sup>(19)</sup> (seven total) – Advanced multistage front (CG3)	•	•	•	•	•
– Driver’s inflatable knee-bolster (CGY)	•	•	•	•	•
– Supplemental front-seat-mounted side (CJ1)	•	•	•	•	•
– Supplemental full-length front and rear side-curtain (CJ2)	•	•	•	•	•
All-Speed Traction Control (BNP)	•	•	•	•	•
Battery Run-Down Protection (BCS)	•	•	•	•	•
Brakes – Advanced Brake Assist (BGG)	•	•	•	•	•
– Antilock four-wheel disc performance (BR5)	•	•	•	•	•
– Electronic Park Brake (XC4)	•	•	•	•	•
– Rain Brake Support (BHC)	•	•	•	•	•
Camera Systems – 360° Surround-View Camera System <sup>(1)</sup> (packaged with Driver Assistance Group and Driver Assist Group I) (XAK)		P	P	P	P
– ParkView® Rear Back-Up Camera <sup>(2)</sup> with active grid lines (XAC)	•	•	•	•	•
Cruise Control Systems – Adaptive Cruise Control (ACC) with Stop and Go <sup>(2)</sup> (packaged with Driver Assistance Group) (NHZ)		P	P	•	•
– Cruise Control (NHM)	•	•	•		
Driver Assist Systems – Active Driving Assist System <sup>(2)</sup> (packaged with Driver Assist Group I) (SJJ)				P	P
– Active Lane Management System <sup>(2)</sup> (XNW)	•	•	•	•	•
– Blind-Spot Monitoring (BSM) <sup>(2)</sup> and Rear Cross-Path Detection System <sup>(2)</sup> (XAN)		P	P	•	•
– Drowsy-Driver Detection System <sup>(2)</sup> (XNM)	•	•	•	•	•
– Full-Speed Forward Collision Warning with Active Braking <sup>(2)</sup> - Includes Advanced Brake Assist (LSU)	•	•	•	•	•
<b>STANDARD FEATURES AND OPTIONS</b>					
CPOS	Sport	North	Altitude	Trailhawk®	Limited
	2DA	2DJ	2DB	2DE	2DG
<b>SAFETY &amp; SECURITY (CONTINUED)</b>					
Driver Assist Systems (continued) – Pedestrian/Cyclist Emergency Braking <sup>(4)</sup> (LST)	•	•	•	•	•
– Traffic Sign Recognition System <sup>(5)</sup> (packaged with Driver Assist Group I) (SJB)				P	P
Electronic Roll Mitigation (BNS)	•	•	•	•	•
Electronic Stability Control (ESC) <sup>(3)</sup> (BNB)	•	•	•	•	•
Entry Systems – Keyless Entry with engine immobilizer (GXW)	•	•	•	•	•
– Remote Keyless Entry with push-button start (GXP/GX4)	•				
– Two-door passive entry (front-door locks)/Keyless Enter 'n Go™ with push-button start (GXD/GX4)		•	•	•	•
Hill Descent Control (BNH)				•	
Hill Start Assist (BNG)	•	•	•	•	•
Park Assist Systems – Parallel and Perpendicular Park and Unpark Assist System <sup>(2)</sup> - Includes Park-Sense® Front/Rear Park Assist System <sup>(2)</sup> (packaged with Driver Assistance Group and Driver Assist Group I) (XPK)		P	P	P	P
– Park-Sense Front/Rear Park Assist System <sup>(2)</sup> (packaged with Driver Assistance Group and Driver Assist Group I) (XAG)		P	P	P	P
– Park-Sense Rear Park Assist System <sup>(2)</sup> (XAA)				•	•
Remote Start System (packaged with Trailhawk Convenience Group, Convenience Group and Trailhawk Elite Group) (XBM)		P	•	P	•
Seat Belt and Door Systems – Child Seat Anchor System - LATCH-ready (CGU)	•	•	•	•	•
– Front-passenger seat-belt alert (LAX)	•	•	•	•	•
– Motorized pretensioning seat belts (CGN)	•	•	•	•	•
– Rear-door child protection locks (GXT)	•	•	•	•	•
– Rear-seat reminder alert (JFB)	•	•	•	•	•
Security Alarm <sup>(20)</sup> (LSA)	•	•	•	•	•
Tire Pressure Monitoring Display (XGM)	•	•	•	•	•
Trailer Sway Damping (BNT)	•	•	•	•	•
<b>PACKAGES/EQUIPMENT GROUPS</b>					
Convenience Group – Includes Remote Start System, power liftgate with Foot-activated Open 'N Go, power-adjust eight-way driver's seat with power two-way lumbar-adjust, heated front seats, heated steering wheel, Dual-Zone Automatic Temperature Control with humidity sensor, rearview auto-dimming mirror, all-season floor mats, reversible carpet/vinyl cargo mat, Uconnect 5 NAV with 10.1-inch touchscreen display, second-row USB port Type-A and -C charge only, Universal Garage Door Opener <sup>(22)</sup> and sliding sun visors with illuminated mirrors (AHM)		O			
Driver Assist Group I – Includes wireless charging pad, Park-Sense Front/Rear Park Assist System, <sup>(2)</sup> Parallel and Perpendicular Park and Unpark Assist System, <sup>(2)</sup> 360° Surround-View Camera System, <sup>(1)</sup> Traffic Sign Recognition System, <sup>(5)</sup> Active Driving Assist System, <sup>(2)</sup> ACC with Stop and Go <sup>(2)</sup> 10.25-inch all-digital, full-colour Driver Information Display (DID) and Universal Garage Door Opener <sup>(22)</sup> (Trailhawk models add reversible carpet/vinyl cargo mat; requires Sun, Sound and NAV Group and Elite Group) (AAY)				O	O
Driver Assistance Group – Includes wireless charging pad, BSM <sup>(2)</sup> and Rear Cross-Path Detection System, <sup>(2)</sup> premium LED fog lamps, ACC with Stop and Go <sup>(2)</sup> Park-Sense Front/Rear Park Assist System, <sup>(2)</sup> Parallel and Perpendicular Park and Unpark Assist System, <sup>(2)</sup> and 360° Surround-View Camera System <sup>(1)</sup> (requires Convenience Group) (AAH)		O	O		

• = Standard.   O = Optional.   P = Available with Package noted.   F = Fleet only.

# 2025 JEEP® COMPASS

STANDARD FEATURES AND OPTIONS	Sport	North	Altitude	Trailhawk®	Limited
CPOS	2DA	2DJ	2DB	2DE	2DG
PACKAGES/EQUIPMENT GROUPS (CONTINUED)					
Elite Group – Includes LED low-/high-beam projector headlamps; premium LED taillamps; premium LED fog lamps; Diamond Black door cladding, wheel flares, fascias and exterior sills; 19-inch Diamond-Cut painted aluminum wheels; premium ventilated leather-trimmed bucket seats with driver’s-seat memory and power-adjust eight-way driver’s and front-passenger seats with power two-way lumbar-adjust; hands-free power liftgate with Foot-activated Open ‘N Go; Uconnect® 5 NAV with 10.1-inch touchscreen display and GPS Navigation <sup>(15)</sup> ; 10.25-inch all-digital, full-colour Driver Information Display (DID); reversible carpet/vinyl cargo mat; and second-row USB port Type-A and -C charge only (AE1)					O
Premium Lighting Group – Includes LED low-/high-beam projector headlamps, premium LED taillamps and premium LED fog lamps (requires Sun and Sound Group) (AD6)			O		
Sun and Sound Group – Includes dual-pane panoramic power sunroof and Premium Alpine® Sound System (AGR)		O	O	O	O

STANDARD FEATURES AND OPTIONS	Sport	North	Altitude	Trailhawk®	Limited
CPOS	2DA	2DJ	2DB	2DE	2DG
PACKAGES/EQUIPMENT GROUPS (CONTINUED)					
Sun, Sound and NAV Group – Includes dual-pane panoramic power sunroof and Premium Alpine Sound System, Uconnect 5 NAV with 10.1-inch touchscreen display and GPS Navigation <sup>(15)</sup> and 10.25-inch all-digital, full-colour DID (AD1)				P	
Trailer-Tow Group – Includes Class III hitch receiver and four-pin wiring harness (AHT)				O	
Trailhawk Elite Group – Includes Remote Start System, windshield wiper de-icer, premium ventilated leather-trimmed bucket seats with driver’s-seat memory and power-adjust eight-way driver’s and front-passenger seats with power two-way lumbar-adjust, heated front seats, heated steering wheel, 10.25-inch all-digital, full-colour DID, reversible carpet/vinyl cargo mat, second-row USB port Type-A and -C charge only, premium LED taillamps, premium LED fog lamps, LED low-/high-beam projector headlamps, Uconnect 5 NAV with 10.1-inch touchscreen display and GPS Navigation <sup>(15)</sup> and hands-free power liftgate with Foot-activated Open ‘N Go (AAP)				O	
Tu-Tone Paint Group – Includes Gloss Black roof (available on all exterior colours except Diamond Black Crystal Pearl) (APP)				•	•

• = Standard.   O = Optional.   P = Available with Package noted.   F = Fleet only.

2025 JEEP® GRAND CHEROKEE / JEEP GRAND CHEROKEE 4xe



SELECT FEATURES

- 20-inch aluminum wheels
- Air conditioning – With Three-Zone Automatic Temperature Control
- Automatic headlamps
- Battery – 650-amp, maintenance-free with battery-saver feature
- Deep-tint privacy glass
- LED daytime running lamps (DRLs)
- Power, heated exterior mirrors
- Remote keyless/illuminated entry
- Remote USB port
- Steering wheel – Tilt/telescoping column, with wheel-mounted audio controls and paddle shifters
- Windows – Power with front one-touch open/close feature and pinch protection

SAFETY & SECURITY

- Active Lane Management System<sup>(2)</sup>
- Adaptive Cruise Control (ACC) with Stop and Go<sup>(2)</sup>
- Advanced Brake Assist
- Air bags<sup>(19)</sup> – Multistage driver’s and front-passenger, full-length side-curtain, seat-mounted side thorax, and inflatable knee bolster for driver and front passenger
- Blind-Spot Monitoring (BSM)<sup>(2)</sup> and Rear Cross-Path Detection System<sup>(2)</sup>
- Child Seat Anchor System – Lower child-seat anchors and upper tether anchors help ease the installation of compatible aftermarket child seats

- Electronic Stability Control (ESC)<sup>(3)</sup> – With Electronic Roll Mitigation, All-Speed Traction Control, Brake Assist and four-wheel antilock brake system
- Full-Speed Forward Collision Warning with Active Braking<sup>(2)</sup> and Pedestrian/Cyclist Emergency Braking<sup>(4)</sup>
- Lane Departure Warning with Lane Keep Assist<sup>(2)</sup>
- Park-Sense® Front/Rear Park Assist with Stop<sup>(2)</sup>
- ParkView® Rear Back-Up Camera<sup>(2)</sup>
- Switch-activated Electronic Park Brake
- Tire Pressure Monitoring System

ENGINES	HORSEPOWER	TORQUE
2.0L Turbo Plug-in Hybrid Electric Vehicle (PHEV)	270	295
3.6L Pentastar™ V6 (standard)	295	260

FUEL ECONOMY; <sup>(17)</sup> L/100 km	
Fuel Economy	City/Hwy/Combined
– 2.0L Turbo PHEV	4.2 combined city/hwy 42-km all-electric range 761-km combined range
– 3.6L Pentastar V6	12.3/9.2/10.9

EXTERIOR DIMENSIONS, mm (in)	
Wheelbase	2964 (116.7)
Overall Length	4914 (193.5)
Overall Width	2149 (84.6)
Overall Height	1799 (70.8)
Running Ground Clearance (standard suspension / air suspension; Pos#2)	214 (8.4) / 276 (10.9)
Approach Angle (deg; standard suspension / air suspension (Overland®, Pos#2) / air suspension (Summit, Pos#2))	24 / 27.3 / 33.8
Departure Angle (deg; standard suspension / air suspension (Pos#2))	26.3 / 24.9 / 28.2
Breakover Angle (deg; standard suspension / air suspension (Pos#2))	16.3 / 16.1 / 20.9
Turning Diameter (max; m (ft))	11.58 (38)
Front Track	1660 (65.4)
Rear Track	1660 (65.4)
Base Curb Weights, kg (lb) – 2.0L Turbo	2415 (5325)
– 3.6L Pentastar V6	1980 (4365)

TOWING* kg (lb)	
Maximum – 2.0L Turbo PHEV	2722 (6000)
– 3.6L Pentastar V6	2812 (6200)

\*When properly equipped.

INTERIOR DIMENSIONS, mm (in)	
First Row	
– Headroom	1013 (39.9)
– Legroom	1050 (41.3)
– Shoulder room	1504 (59.2)
– Hip room	1459 (57.4)
Second Row	
– Headroom	1002 (39.4)
– Legroom	971 (38.2)
– Shoulder room	1474 (58)
– Hip room	1429 (56.3)
Cargo Volume, L (cu ft) – Behind second row	1067.5 (37.7)
– Second row folded	2004.8 (70.8)
Seating Capacity (max occupants)	5
Fuel Tank Capacity, L (US gal; two-row/4xe)	87 (22.9) / 71.9 (18.9)



2025 JEEP® GRAND CHEROKEE / JEEP GRAND CHEROKEE 4xe



\*Selections may not be available on all trim levels/models and may be limited/restricted based on availability.

STANDARD FEATURES AND OPTIONS	Laredo	Limited	Limited 4xe	Overland®	Overland 4xe	Summit	Summit 4xe
CPOS PACKAGE	2TA	2TE	2TF	2TN	2TP	2TS	2TT
ENGINES/TRANSMISSIONS							
3.6L Pentastar™ V6 Variable Valve Timing (VVT) (ERC) with 8-speed Automatic (DFT)	•	•		•		•	
2.0L GME-T4 Standard-Output (SO) (ECX) with 8-speed Automatic (DFY)			•		•		•
MECHANICAL FEATURES/CAPABILITY							
Exhaust System – Dual rear with Bright tips (NEL)				•	•	•	•
– Single, hidden (NEH)	•	•	•				
Fuel Tank – 71.9-litre (19-US gallon) capacity (NF1)			•		•		•
– 87-litre (23-US gallon) capacity (NF5)	•	•		•		•	
Fuel-Filler Door, Push-Push (XJ7)	•	•	•	•	•	•	•
Rough-Road Cruise Control (4x4 models only) (BNZ)	•	•	•	•	•	•	•
Selec-Terrain® Traction Management System – Console-mounted dial with five traction control settings (4x4 models only) (XAB)			•	•	•	•	•
Suspensions – Heavy-duty (SDB)			•		•		•
– Normal-duty (SDA)	•	•		•		•	
– Quadra-Lift® Air Suspension System (4x4 models only) (SER)				•	•	•	•
– Rear load-levelling (included with Trailer-Tow Prep Group and Trailer-Tow Package) (SES)	P	P	P	P		P	
Transfer Case/Four-Wheel Drive (4WD) System – Quadra-Trac I® full-time single-speed 4WD (4x4 models only) (DHY)	•	•					
– Quadra-Trac II® active 4WD - Includes two-speed transfer case (DKA)			•	•	•	•	•
EXTERIOR FEATURES							
Black-Painted Roof (MXS)				O	O	•	•
Fascias – Moulded-in-colour lower front and rear (MLX/MLK)	•	•	•				
– Painted lower front and rear (ML6/MLN)				•	•	•	•
Grille – Upper active shutters (MDX)	•	•	•	•	•	•	•

• = Standard. O = Optional. P = Available with Package noted. F = Fleet only.

STANDARD FEATURES AND OPTIONS	Laredo	Limited	Limited 4xe	Overland®	Overland 4xe	Summit	Summit 4xe
CPOS PACKAGE	2TA	2TE	2TF	2TN	2TP	2TS	2TT
EXTERIOR FEATURES (CONTINUED)							
Headlamps – Auto High-Beam Headlamp Control System (LMS)		•	•	•	•	•	•
Liftgate – Hands-free power (JK2)				•	•	•	•
– Power (packaged with Luxury Tech Group I) (JRC)	P	•	•				
Liftgate Door Puddle Lamp (LBP)	•	•	•	•	•	•	•
Lighting – Automatic headlamp levelling (included with Trailer-Tow Package and Trailer-Tow Prep Group) (JKJ)	P	P	P	P		P	
– Automatic headlamps (LMG)	•	•	•	•	•	•	•
– Front LED fog lamps (LNV)		•	•	•	•	•	•
– LED daytime running lamps (DRLs), low-beam (LP2)	•	•	•				
– LED DRLs, park/turn (LPJ)				•	•	•	•
– LED low-/high-beam projector (LM6)				•	•	•	•
– LED reflector headlamps (LPX)	•	•	•				
Mirrors – Base - Power, manual-folding, heated, Gloss Black (GUB)	•						
– Mid - Power, memory, supplemental signals, heated, Gloss Black (GUC)		•	•				
– High - Power, memory, supplemental signals, auto-dimming for driver, auto-adjust-in-Reverse, heated, Gloss Black, approach lamps, auto power-folding (GUE)				•	•	•	•
Remote Start System – Control integrated into key fob; radio frequency system with 91.4-m (300-foot) range (included with Luxury Tech Group I) (XBM)	P	•	•	•	•	•	•
Roof Rails– Fine Silver/Gloss Black (MW1)						•	•
– Gloss Black/Bright (MWR)				•	•		
– Moulded-in-colour Black/Bright (MWG)	•	•	•				
– Moulded-in-colour/Gloss Black (included with Black Appearance Package, 2TB and 2TC) (MWE)	P	P	P				
Sunroof – CommandView® Dual-Pane Panoramic - Includes full power sunroof with power sunshade in front, fixed glass in rear and interior rear-facing camera (packaged with 2TL) (GWJ)		O	•	•	•	•	•
– Power with express-open/close and comfort-stop features (packaged with 2TC) (GWA)	O/P						

2025 JEEP® GRAND CHEROKEE / JEEP GRAND CHEROKEE 4xe

	Laredo	Limited	Limited 4xe	Overland®	Overland 4xe	Summit	Summit 4xe
STANDARD FEATURES AND OPTIONS	2TA	2TE	2TF	2TN	2TP	2TS	2TT
CPOS PACKAGE	2TA	2TE	2TF	2TN	2TP	2TS	2TT

EXTERIOR FEATURES (CONTINUED)							
Tires – P245/70R17 BSW All-Season (A/S) (TSB)	•						
– 265/60R18 BSW A/S All-Terrain (A/T) (TMW)							
– P265/60R18 BSW On-/Off-Road (available with 2TB) (TFA)	O/P	O					
– 265/60R18 BSW A/S LRR (packaged with 18-inch fully painted aluminum wheels (WBA, 2TB and 2TC)) (TFB)	P	•	•				
– 265/50R20 BSW A/S LRR (included with Black Appearance Package with 20-inch Gloss Black-painted aluminum wheels (WHF)) (TLP)	P		P				
– P265/50R20 BSW A/S LRR (included with Black Appearance Package) (TKJ)	P	P		•	•		
– P265/50R20 Performance A/S (included with Black Appearance Package) (TKY)		P				•	•
– P275/45R21XL A/S (included with 2TU) (TJE)						P	P
Wheels – 17-inch fully painted aluminum (WF5)	•						
– 18-inch fully painted aluminum (WJR)					•		
– 18-inch fully painted aluminum (packaged with 2TB and 2TC)	P						
– 18-inch machined-face/painted aluminum (WBD)							
– 18-inch fully painted aluminum (WBF)							
– 20-inch Gloss Black-painted aluminum (included with Black Appearance Package) (WHF)	P	P	P				
– 18-inch fully painted aluminum (WK4)		•					
– 20-inch fully polished aluminum (WLJ)				•	•		
– 18-inch fully painted aluminum (WJR)			•				
– 18-inch painted, polished aluminum (WLH)		O					
– 20-inch fully polished aluminum (WHH)						•	•
– 21-inch painted, polished aluminum (packaged with Summit Reserve) (WJA)						P	P
Wiper System – De-icer (NHL)				•	•	•	•
– Front, rain-sensitive automatic feature (included with Luxury Tech Group I, II, III, 2TB and 2TC) (JHC)	P	P	P	•	•	•	•

INTERIOR FEATURES							
10.25-inch Thin Film Transistor (TFT) Colour Display Cluster (JAU)	•	•	•	•	•	•	•
Air Conditioning – Dual-Zone Automatic Temperature Control (HAF)	•	•	•	•	•	•	•
Cargo Area – Carpeted - Includes storage tray and eight cargo tie-down loops in floor, driver’s-side storage bin and 12-volt auxiliary power outlet (CKT/JJM)	•	•	•	•	•	•	•
– Deluxe cargo compartment (CKK)						•	•
Console – Full-length front floor console with two illuminated cup holders and two-tier armrest storage (CUF)	•	•	•	•	•	•	•
Head-Up Display (packaged with ADV Protech Group III and IV) (LBK)				P	P	P	P
Map-in-Cluster Display (packaged with ADV Protech Group III) (JBA)				P	P	•	•

	Laredo	Limited	Limited 4xe	Overland®	Overland 4xe	Summit	Summit 4xe
STANDARD FEATURES AND OPTIONS	2TA	2TE	2TF	2TN	2TP	2TS	2TT
CPOS PACKAGE	2TA	2TE	2TF	2TN	2TP	2TS	2TT

INTERIOR FEATURES (CONTINUED)							
Memory System – Driver’s-seat (LEQ)		•	•	•	•	•	•
– Exterior mirrors (GUE/GUC)		•	•	•	•	•	•
– Passenger-seat (packaged with Luxury Tech Group IV) (LE5)				P	P	•	•
– Steering column (packaged with Luxury Tech Group II) (LEW)		P	P	•	•	•	•
Mirrors – Rearview, auto-dimming (GNK)				•	•	•	•
– Rearview, auto-dimming digital display (packaged with Luxury Tech Group II and IV) (GRG)		P	P	P	P	P	P
– Rearview, day/night (GNA)	•	•	•				
Seat Fabrics – Capri leather-trimmed (available in Black or Black/Wicker) (*DL)		•	•				
– Capri leather-trimmed/suede (available in Black) (*E6)							
– Cloth (available in Black or Black/Wicker) (*AJ)	•						
– Nappa leather-trimmed (available in Black) (*BL)				•	•		
– Nappa leather-trimmed (available in Black; packaged with Luxury Tech Group IV) (*TL)				P	P		
– Nappa leather-trimmed (available in Black or Tupelo/Black) (*CL)						•	•
– Palermo leather-trimmed (available in Black or Tupelo/Black) (*EC)						O	O
Seating – 60/40 split-folding rear (CFN)	•	•	•	•	•	•	•
– Driver’s, 12-way power-adjust (packaged with Luxury Tech Group IV) (JVJ)				P	P	•	•
– Driver’s, eight-way power-adjust (JVG)	•	•	•	•	•		
– Heated front-row (included with Luxury Tech Group I, 2TB and 2TC) (JPM)	P	•	•	•	•	•	•
– Heated second-row (JPZ)		•	•	•	•	•	•
– Massage - Power seatback, driver’s (packaged with Luxury Tech Group IV) (CE9)				P	P	•	•
– Massage - Power seatback, front-passenger (packaged with Luxury Tech Group IV) (CE5)				P	P	•	•
Steering Wheel – Heated (packaged with Luxury Tech Group I, 2TB and 2TC) (NHS)	P	•	•	•	•	•	•
– Leather-wrapped (packaged with Active Driving Assist System <sup>(2)</sup> ) (SCC)				P	P		
– Power tilt/telescoping column (packaged with Luxury Tech Group II) (SUB)		P	P	•	•	•	•
– Techno-leather (SCJ)	•	•	•	•	•		
– Tilt/telescoping column, all manual (SUD)	•	•	•				
– Wood and leather-wrapped (SCM)						•	•
Window Shades – Second-row, manual (packaged with Luxury Tech Group II, III, IV and V) (GF1)		P	P	P	P	P	P
Wireless Charging Pad (packaged with Luxury Tech Group I, II, III, IV, V, 2TB and 2TC) (RFX)	P	P	P	P	P	P	P

UCONNECT® MULTIMEDIA							
Connected Travel and Traffic Services <sup>(7)</sup> (packaged with Uconnect 5 NAV with 10.1-inch touchscreen display) (RTV)	P	•	•	•	•	•	•
Media Hub – Includes two USB ports and fully functional auxiliary jack (RSF)	•	•	•	•	•	•	•
Power Outlet – 12-volt, two auxiliary (JKP/JJM)	•	•	•	•	•	•	•
– 115-volt auxiliary (packaged with Luxury Tech Group I) (JKV)	P	•	•	•	•	•	•
SiriusXM® – Includes six-month trial subscription <sup>(10)</sup> (included with Luxury Tech Group I and Altitude Appearance Package) (RSD)	P	•	•	•	•	•	•

• = Standard.   O = Optional.   P = Available with Package noted.   F = Fleet only.

2025 JEEP® GRAND CHEROKEE / JEEP GRAND CHEROKEE 4xe

STANDARD FEATURES AND OPTIONS	Laredo	Limited	Limited 4xe	Overland®	Overland 4xe	Summit	Summit 4xe
CPOS PACKAGE	2TA	2TE	2TF	2TN	2TP	2TS	2TT
UCONNECT® MULTIMEDIA (CONTINUED)							
Speakers – Alpine® Premium Entertainment Group with nine speakers, subwoofer and 506-watt amplifier (RC3)		O	•	•	•	•	•
– harman/kardon® 19-speaker, 825-watt high-performance sound system (packaged with Summit Reserve) (RCA)				O	•	O/P	•
– Six premium speakers (RCJ)		•					
– Six: Two instrument panel-mounted 2.5-inch tweeters, two front-door 6x9-inch full-range speakers and two rear-door 6.5-inch full-range speakers (RCG)	•						
Uconnect 5 with 8.4-inch Display (UER)	•						
Uconnect 5 NAV with 10.1-inch Display (UEN)		•	•	•	•	•	•
SAFETY & SECURITY							
Active Driving Assist System <sup>(2)</sup> (packaged with ADV Protech Group III) (SJJ)				P	P	•	•
Adaptive Cruise Control (ACC) with Stop and Go <sup>(2)</sup> (NHZ)	•	•	•	•	•	•	•
Air Bags <sup>(9)</sup> – Advanced multistage, driver’s and front-passenger (CG3)	•	•	•	•	•	•	•
– Advanced side-curtain (CJ2)	•	•	•	•	•	•	•
– Advanced supplemental front-seat (CJ1)	•	•	•	•	•	•	•
– Driver’s- and passenger-side inflatable knee bolster (CGY)	•	•	•	•	•	•	•
Blind-Spot Monitoring (BSM) <sup>(2)</sup> and Rear Cross-Path Detection System <sup>(2)</sup> (XAN)	•	•	•	•	•	•	•
Electronic Stability Control (ESC) <sup>(3)</sup> – Includes Vehicle Stability Management System, Electronic Roll Mitigation, All-Speed Traction Control, Brake Assist and four-channel antilock brake system (BNB)	•	•	•	•	•	•	•
Full-Speed Forward Collision Warning with Active Braking <sup>(2)</sup> and Pedestrian/Cyclist Emergency Braking <sup>(4)</sup> (packaged with ADV Protech Group II) (LSU)	•	•	•	•	•	•	•
Hands-Free Active Driving Assist System <sup>(2)</sup> (SJH)				O		O	
Hill Start Assist (BNG)	•	•	•	•	•	•	•
Integrated Off-Road Camera <sup>(2)</sup> (packaged with Surround-View Camera System <sup>(1)</sup> ) (XNY)		P	P	P	P	•	•
Intersection Collision Assist System <sup>(2)</sup> (packaged with Luxury Tech Group II and ADV Protech Group II and III) (XPS)		P	P	P	P	•	•
Night-Vision Pedestrian/Animal Detection <sup>(4)</sup> (packaged with ADV Protech Group II, III and IV) (XNT)				P	P	P	P
Park-Sense® Front/Rear Park Assist with Stop <sup>(2)</sup> (packaged with Luxury Tech Group II and ADV Protech Group II) (XH4)		P	P	•	•		
ParkView® Rear Back-Up Camera <sup>(2)</sup> – Includes Park-Sense Rear Park Assist System <sup>(2)</sup> (XAC/XH3)	•	•	•	•	•		
Passive Entry – Front doors, liftgate (GXD)	•	•	•				
– Front and rear doors, liftgate (packaged with Luxury Tech Group II and III) (GX5)		P	P	•	•	•	•
Rain Brake Support (BHC)	•	•	•	•	•	•	•
Ready Alert Braking (BHD)	•	•	•	•	•	•	•
Rear Back-Up Camera <sup>(2)</sup> Washer (packaged with Luxury Tech Group II and ADV Protech Group III) (JHE)		P	P	P	P	•	•

STANDARD FEATURES AND OPTIONS	Laredo	Limited	Limited 4xe	Overland®	Overland 4xe	Summit	Summit 4xe
CPOS PACKAGE	2TA	2TE	2TF	2TN	2TP	2TS	2TT
SAFETY & SECURITY (CONTINUED)							
Security Alarm <sup>(20)</sup> (LSA)	•	•	•	•	•	•	•
Surround-View Camera System <sup>(1)</sup> – Includes Integrated Off-Road Camera <sup>(2)</sup> (packaged with Luxury Tech Group II and ADV Protech Group II and III) (XAK)		P	P	P	P	•	•
Trailer Hitch Zoom <sup>(2)</sup> (included with Trailer-Tow Prep Group and Trailer-Tow Package) (XNQ)	P	P	P	•	•	•	•
Trailer Sway Control (BNT)	•	•	•	•	•	•	•
Universal Garage Door Opener <sup>(22)</sup> (XGD)		•	•	•	•	•	•
PACKAGES/EQUIPMENT GROUPS							
ADV Protech Group II – Includes Surround-View Camera System, <sup>(1)</sup> Park-Sense Front/Rear Park Assist with Stop, <sup>(2)</sup> Night-Vision Pedestrian/Animal Detection <sup>(4)</sup> and Intersection Collision Assist System <sup>(2)</sup> (ADK)							
ADV Protech Group III – Includes rear back-up camera <sup>(2)</sup> washer, map-in-cluster display, Head-Up Display, Highway Assist System, <sup>(16)</sup> Active Driving Assist System, <sup>(2)</sup> Surround-View Camera System, <sup>(1)</sup> Night-Vision Pedestrian/Animal Detection <sup>(4)</sup> and Intersection Collision Assist System <sup>(2)</sup> (ADN)				O	O		
ADV Protech Group IV – Includes rearview auto-dimming digital display mirror, Head-Up Display and Night-Vision Pedestrian/Animal Detection <sup>(4)</sup> (AAN)						O	O
Altitude Appearance Package – Includes Black headliner, leather-trimmed bucket seats, moulded-in-colour Black/Gloss Black roof rails, Gloss Black exterior accents, Remote Start System, power liftgate, heated steering wheel, 115-volt auxiliary power outlet, wireless charging pad, rain-sensitive windshield wipers, heated front seats, Laredo Badge Delete, Selectable Tire-Fill Alert, secondary active grille shutters (4x4 models only), 265/50R20 BSW All-Season (A/S) LRR tires and 20-inch Gloss Black-painted aluminum wheels (AL2)	O						
Black Appearance Package – Includes moulded-in-colour Black/Gloss Black roof rails, Gloss Black exterior accents and 20-inch Gloss Black-painted aluminum wheels (on Limited 4xe, add 265/50R20 performance A/S LRR tires) (ALC)		O	O				
Luxury Tech Group I – Includes Remote Start System, power liftgate, heated steering wheel, 115-volt auxiliary power outlet, wireless charging pad, rain-sensitive windshield wipers, heated front seats, Selectable Tire-Fill Alert and third-row charge-only USB port (on 4x4 models, add secondary active grille shutters) (ALW)	O						
Luxury Tech Group II – Includes ventilated Capri leather-trimmed front seats with perforated inserts, memory for steering column, rear back-up camera <sup>(2)</sup> washer, auto-dimming exterior driver mirror, passive entry for front/rear doors/liftgate, rearview auto-dimming digital display mirror, second-row window shades, wireless charging pad, rain-sensitive windshield wipers, power tilt/telescoping steering column, Surround-View Camera System, <sup>(1)</sup> Park-Sense Front/Rear Park Assist with Stop <sup>(2)</sup> and Intersection Collision Assist System <sup>(2)</sup> (AJW)		O	O				

• = Standard.   O = Optional.   P = Available with Package noted.   F = Fleet only.

2025 JEEP® GRAND CHEROKEE / JEEP GRAND CHEROKEE 4xe

	Laredo	Limited	Limited 4xe	Overland®	Overland 4xe	Summit	Summit 4xe
STANDARD FEATURES AND OPTIONS	2TA	2TE	2TF	2TN	2TP	2TS	2TT
CPOS PACKAGE							
PACKAGES/EQUIPMENT GROUPS (CONTINUED)							
Luxury Tech Group IV – Includes passenger-seat memory, power seatback massage for driver and front passenger, Nappa leather-trimmed seats, 12-way power-adjust driver’s and front-passenger seats, rearview auto-dimming digital display mirror, Three-Zone Automatic Temperature Control, second-row window shades and wireless charging pad (AAM)				0	0		
Luxury Tech Group V – Includes second-row window shades and wireless charging pad (ASW)						0	0
Summit Reserve – Includes ventilated rear seats, deluxe headliner, Nappa Reserve door trim, Palermo leather-trimmed seats, Summit Reserve badge, harman/kardon® 19-speaker sound system, front-passenger interactive display screen and 21-inch painted, polished aluminum wheels (AFS)						0	0

	Laredo	Limited	Limited 4xe	Overland®	Overland 4xe	Summit	Summit 4xe
STANDARD FEATURES AND OPTIONS	2TA	2TE	2TF	2TN	2TP	2TS	2TT
CPOS PACKAGE							
PACKAGES/EQUIPMENT GROUPS (CONTINUED)							
Trailer-Tow Package – Includes 180-amp alternator for Laredo, 220-amp alternator for Limited (gas version), heavy-duty engine cooling (gas version), Class IV hitch receiver, seven-/four-pin wiring harness, automatic headlamp levelling system, rear load-levelling suspension, full-size spare tire and trailer hitch zoom <sup>(2)</sup> (ABR)	0	0	0	0	•	•	•
Trailer-Tow Prep Group – Includes 220-amp alternator, heavy-duty engine cooling, rear load-levelling suspension and trailer hitch zoom <sup>(2)</sup> (not available on Limited, Overland or Summit 4x2 models) (AHE)	0	0		0		0	



• = Standard. 0 = Optional. P = Available with Package noted. F = Fleet only.



# 2025 JEEP® GRAND CHEROKEE L



## SELECT FEATURES

- 18-inch aluminum wheels
- Air conditioning – With Three-Zone Automatic Temperature Control
- Automatic headlamps
- Battery – 650-amp, maintenance-free with battery-saver feature
- Deep-tint privacy glass
- LED daytime running lamps (DRLs)
- Power, heated exterior mirrors
- Remote keyless/illuminated entry
- Remote USB port
- Steering wheel – Tilt/telescoping column, with wheel-mounted audio controls and paddle shifters
- Windows – Power with front one-touch open/close feature and pinch protection



## SAFETY & SECURITY

- Active Lane Management System<sup>(2)</sup>
- Adaptive Cruise Control (ACC) with Stop and Go<sup>(2)</sup>
- Advanced Brake Assist
- Air bags<sup>(19)</sup> – Multistage driver’s and front-passenger, full-length side-curtain, seat-mounted side thorax, and inflatable knee bolster for driver and front passenger
- Blind-Spot Monitoring (BSM)<sup>(2)</sup> and Rear Cross-Path Detection System<sup>(2)</sup>
- Child Seat Anchor System – Lower child-seat anchors and upper tether anchors help ease the installation of compatible aftermarket child seats
- Electronic Stability Control (ESC)<sup>(3)</sup> – With Electronic Roll Mitigation, All-Speed Traction Control, Brake Assist and four-wheel antilock brake system
- Full-Speed Forward Collision Warning with Active Braking<sup>(2)</sup> and Pedestrian/Cyclist Emergency Braking<sup>(4)</sup>
- Lane Departure Warning with Lane Keep Assist<sup>(2)</sup>
- Park-Sense® Rear Park Assist Sensors with Stop<sup>(2)</sup>
- ParkView® Rear Back-Up Camera<sup>(2)</sup>
- Switch-activated Electronic Park Brake
- Tire Pressure Monitoring System

ENGINE	HORSEPOWER	TORQUE
3.6L Pentastar™ V6 Variable Valve Timing (VVT)	293	260

FUEL ECONOMY <sup>(17)</sup> L/100 km (mpg)	
Fuel Economy	City / Hwy
– 3.6L Pentastar V6 VVT	13 (22) / 9.4 (30)

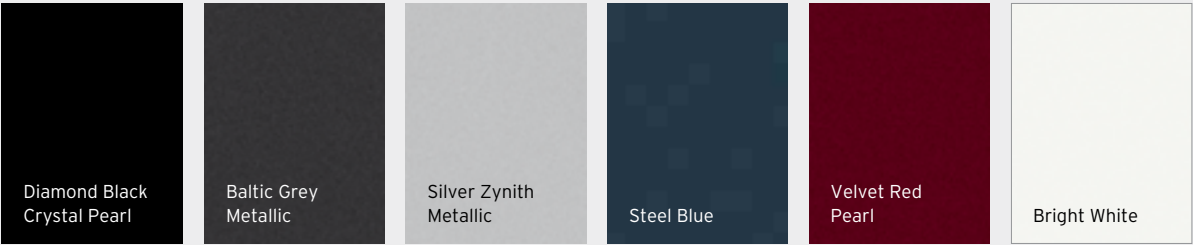
TOWING,* kg (lb)	
Maximum – 3.6L Pentastar V6 VVT	2812 (6200)

\*When properly equipped.



# 2025 JEEP® GRAND CHEROKEE L

## EXTERIOR PAINT COLOURS\*



\*Selections may not be available on all trim levels/models and may be limited/restricted based on availability.

EXTERIOR DIMENSIONS, mm (in)	
Wheelbase	2915 (114.8)
Overall Height (at roof rail/at antenna)	1761 (69.3)/1779 (70)
Overall Width (including mirrors)	2154 (84.8)
Body Width	1943 (76.5)
Overall Length	4822 (189.8)
Front Track	1623 (63.9)
Rear Track	1627 (64.1)
Ground Clearance – Standard suspension	218 (8.6)
– Quadra-Lift® Air Suspension at Off-Road 2	264 (10.4)
– Quadra-Lift Air Suspension at Off-Road 2 (air dam off; Summit only)	275 (10.8)

INTERIOR DIMENSIONS, mm (in)		
Front		
– Headroom		1013 (39.9)
– Legroom		1025 (40.3)
– Hip room		1449 (57)
– Shoulder room		1491 (58.7)
Rear		
– Headroom		995 (39.2)
– Legroom		981 (38.6)
– Hip room		1428 (56.2)
– Shoulder room		1474 (58)





# 2025 JEEP® WAGONEER / GRAND WAGONEER



### SELECT FEATURES – WAGONEER/WAGONEER L

- 3.0L I-6 Hurricane Standard-Output (SO) Twin-Turbo engine with Engine Stop/Start (ESS) technology
- 2nd-row bench seats with 40/20/40 power tilt/slide with available 2nd-row captain’s chairs
- 3rd-row 60/40 seats with power fold/recline (Long Wheelbase (LWB) models)
- 4G LTE Wi-Fi Hotspot<sup>(12)</sup> (three-month trial subscription or 3GB of data)
- 8-speed Automatic transmission
- 10.25-inch full-colour Driver Information Display (DID)
- Advanced All-Terrain Group with Quadra-Drive® II, Quadra-Lift® Air Suspension and Chrome tow hooks (Available)
- Beautifully crafted Capri and Nappa leather-trimmed seats
- Carbide trim with Gloss Black exterior accents
- Fixed bodyside step
- Flexible Seating Group for seven or eight passengers (Available)
- Full LED exterior lighting, including automatic headlamps, taillamps, daytime running headlamps and fog lamps
- Heated, premium-wrapped, multi-function steering wheel
- Heated and ventilated front-row seats
- Heavy-Duty Trailer-Tow Package, including trailer hitch line-up assist and Trailer Hitch Zoom<sup>(2)</sup> (Available)
- LED interior and exterior lighting
- MX950 McIntosh® Entertainment System with 19 speakers (Available)
- Power 12-way driver’s and front-passenger seats including 4-way lumbar-adjust

- Quadra-Drive II 4x4 System (Available)
- Quadra-Lift Air Suspension System with Semi-Active Damping (Available)
- Selec-Terrain® Traction Management System (4x4 models)
- Three four-wheel drive (4WD) systems – Quadra-Trac®, Quadra-Trac II® (Available) and Quadra-Drive II (Available)
- Uconnect® 5 NAV with 10.1-inch multimedia touchscreen display, GPS Navigation,<sup>(15)</sup> Connected Travel and Traffic Services (three-year trial subscription<sup>(7)</sup>), SiriusXM® with 360L (six-month trial subscription<sup>(10)</sup>), and much more
- Wireless charging pad

### SAFETY & SECURITY – WAGONEER/WAGONEER L

- Active Lane Management System<sup>(2)</sup>
- Adaptive Cruise Control (ACC) with Stop and Go<sup>(2)</sup>
- Blind-Spot Monitoring (BSM)<sup>(2)</sup> and Rear Cross-Path Detection System<sup>(2)</sup>
- Drowsy-Driver Detection System<sup>(2)</sup> (Available)
- Eight air bags<sup>(19)</sup> including side-curtain for all three rows
- Full-Speed Forward Collision Warning with Active Braking<sup>(2)</sup>
- Intersection Collision Assist System<sup>(2)</sup> (Available)
- Parallel and Perpendicular Park and Unpark Assist System with Stop<sup>(2)</sup>
- Park-Sense® Front/Rear Park Assist System with Stop<sup>(2)</sup>
- Pedestrian/Cyclist Emergency Braking<sup>(4)</sup>
- Remote Start System
- Traffic Sign Recognition System<sup>(5)</sup> (Available)

- ### SELECT FEATURES – GRAND WAGONEER/ GRAND WAGONEER L ADDS
- 3.0L I-6 Hurricane High-Output (HO) Twin-Turbo engine with ESS Technology
  - 2nd-row captain’s chairs with power tilt/slide/recline
  - 3rd-row 60/40 seats with power fold/recline
  - 10.25-inch front-passenger interactive display
  - 12.3-inch digital DID
  - 22-inch aluminum wheels
  - Beautifully crafted Nappa and Palermo leather-trimmed seats
  - Diamond Black-painted roof
  - Driver’s and front-passenger heated, ventilated and seatback-massaging seats
  - Genuine wood interior accents (Available)
  - MX1375 McIntosh Reference Entertainment System with 23 speakers (Available)
  - Obsidian trim and Obsidian Package with Gloss Black exterior accents
  - Power 24-way driver’s and front-passenger seats including 4-way lumbar-adjust
  - Quadra-Lift Air Suspension with Semi-Active Damping
  - Rear-Seat Entertainment Group
  - Rear-seat monitoring camera<sup>(25)</sup> (Available)
  - Tri-pane panoramic sunroof
  - Uconnect 5 NAV with 12-inch multimedia touchscreen display, GPS Navigation,<sup>(15)</sup> Connected Travel and Traffic Services (three-year trial subscription<sup>(7)</sup>), SiriusXM with 360L (six-month trial subscription<sup>(10)</sup>), and much more

ENGINES	HORSEPOWER	TORQUE
WAGONEER		
– 3.0L I-6 Hurricane SO Twin-Turbo with ESS	420	468
GRAND WAGONEER		
– 3.0L I-6 Hurricane HO Twin-Turbo with ESS	510	500

TOWING* kg (lb; with 3.92 axle ratio)	
WAGONEER	
Maximum Towing – 3.0L I-6 Hurricane SO Twin-Turbo with ESS (4WD, SWB/LWB)	4535 (10,000) / 4467 (9850)
GRAND WAGONEER	
Maximum Towing – 3.0L I-6 Hurricane HO Twin-Turbo with ESS (4WD, SWB/LWB)	4449 (9810) / 4286 (9450)

\*When properly equipped.

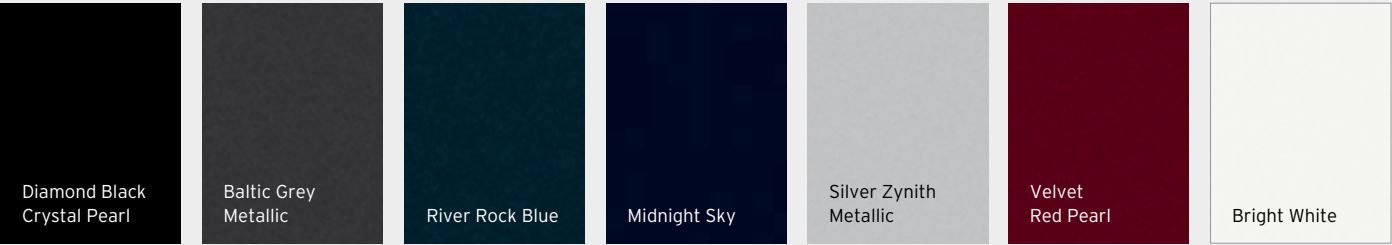
### SAFETY & SECURITY – GRAND WAGONEER/GRAND WAGONEER L

- 360° Surround-View Camera System<sup>(1)</sup>
- Active Driving Assist System<sup>(2)</sup>
- Advanced Security Alert System (Available)
- Automatic Electronic Brake Hold
- Head-Up Display
- Night-Vision with Pedestrian/Animal Detection<sup>(4)</sup>
- Park-Sense Automated Parking System
- Side-Distance Warning<sup>(2)</sup>

FUEL ECONOMY (4WD); <sup>(7)</sup> L/100 km	
Fuel Economy	City/Hwy
WAGONEER	
– 3.0L I-6 Hurricane SO Twin-Turbo with ESS (SWB)	14.5/10.1
– 3.0L I-6 Hurricane SO Twin-Turbo with ESS (LWB)	14.5/10.4
GRAND WAGONEER	
– 3.0L I-6 Hurricane HO Twin-Turbo with ESS (SWB/LWB)	16.3/11.8

# 2025 JEEP® WAGONEER / GRAND WAGONEER

## EXTERIOR PAINT COLOURS\*



\*Selections may not be available on all trim levels/models and may be limited/restricted based on availability.

EXTERIOR DIMENSIONS (SWB/LWB), mm (in)		
	WAGONEER – 3.0L ENGINE SO (SWB/LWB)	GRAND WAGONEER – 3.0L ENGINE HO (SWB/LWB)
Wheelbase	3124 (123)/3302 (130)	
Overall Length	5453 (214.7)/5758 (226.7)	
Overall Width (width at mirrors)	2387 (94)	
Overall Height (at roof rail)	2024 (79.7)/2021 (79.6)	
Front Track	1737 (68.4)	
Rear Track	1734 (68.3)	
Ground Clearance (with 20-inch tires) – Standard suspension	210 (8.3)	
– Air suspension (Pos#2)	254 (10)	
Approach Angle (deg) – Standard suspension	21.5	
– Air suspension (Pos#2)	25	
Breakover Angle (deg) – Standard suspension	18.5/17.8	
– Air suspension (Pos#2)	22/20.4	
Departure Angle (deg) – Standard suspension	21.1/18.8	
– Air suspension (Pos#2)	24/21.3	
Curb Weight† kg (lb) – 4WD	2807 (6190)/2856 (6297)	2875 (6340)/3003 (6621)
– 4WD (Carbide)	2712 (5981)/2869 (6326)	
– 4WD (Obsidian)		2908 (6412)/3032 (6685)
– 4WD (Series III)	2763 (6092)/2873 (6335)	2917 (6431)/3040 (6704)
Fuel Tank Capacity, L (US gal)	100 (26.5)/115.4 (30.5)	100 (26.5)/115.4 (30.5)

SWB = Short Wheelbase. LWB = Long Wheelbase.

INTERIOR DIMENSIONS (SWB/LWB), mm (in)		
	WAGONEER – 3.0L ENGINE SO (SWB/LWB)	GRAND WAGONEER – 3.0L ENGINE HO (SWB/LWB)
Front Row		
– Headroom	1049 (41.3)	998 (39.3)
– Legroom	1038 (40.9)	1038 (40.9)
– Shoulder room	1678 (66.1)	1678 (66.1)
– Hip room	1610 (63.4)	1610 (63.4)
Second row		
– Headroom	1016 (40)	975 (38.4)
– Legroom	1084 (42.7)	1084 (42.7)
– Shoulder room	1656 (65.2)	1656 (65.2)
– Hip room	1600 (63)	1600 (63)
Third Row		
– Headroom	990 (39)/993 (39.1)	977 (38.5)
– Legroom	929 (36.6)	929 (36.6)
– Shoulder room	1635 (64.4)	1635 (64.4)
– Hip room	1310 (51.6)	1310 (51.6)
Cargo Volume, L (cu ft) – Behind front-row	3304 (116.7)/3706 (130.9)	2743 (96.9)/3196 (112.9)
– Behind second-row	2004 (70.8)/2415 (85.3)	2064 (72.9)/2514 (88.8)
– Behind third-row	775 (27.4)/1192 (42.1)	804 (28.4)/1251 (44.2)
SAE Total Interior Passenger Volume, L (cu ft)	5074 (179.2)/5077 (179.3)	4893 (172.8)
Total Passenger plus Cargo Volume, L (cu ft)	5850 (206.6)/6269 (221.4)	5697 (201.2)/217 (6144)
Seating Capacity (max occupants)	2/3/3 (with second-row bench)	2/2/3 (with second-row captain’s chairs)
– Available	2/2/3 (with second-row captain’s chairs)	2/3/3 (with second-row bench)

†Curb weights are estimates and include standard equipment and full quantities of fuel, lubricant and coolant.





2025 DODGE DURANGO



SELECT FEATURES

- 7-inch performance cluster and gauges
- Air conditioning with Tri-Zone Automatic Temperature Control
- Audio controls – Steering wheel-mounted
- Automatic headlamps
- Auxiliary power outlet – 12-volt
- Battery – 650-amp on all but R/T; R/T has 700-amp maintenance-free with battery-saver feature
- Brakes – Antilock with Electronic Brake-Force Distribution
  - Four-wheel disc
- Console – Full-length floor and overhead with two lamps, sunglasses storage and available Universal Garage Door Opener<sup>(22)</sup> controls
- Dodge Air Filtration System
- Enhanced Accident Response System
- Floor mats – Luxury, front and rear
- Front dual USB ports
- Front and rear interior LED lamps
- Glass – Deep-tint sunscreen on rear doors, quarter-panel and liftgate
- Hill Start Assist
- Locks – Power

SAFETY & SECURITY

- Adaptive Cruise Control (ACC) with Stop<sup>(2)</sup>
- Air bags<sup>(19)</sup> – Advanced multistage driver’s and front-passenger, advanced side-curtain and supplemental front-seat side
- Blind-Spot Monitoring (BSM)<sup>(2)</sup> and Rear Cross-Path Detection System<sup>(2)</sup>
- Child Seat Anchor System – Lower child-seat anchors and upper tether anchors help ease the installation of compatible aftermarket child seats
- Electronic Stability Control (ESC)<sup>(3)</sup> – With Electronic Roll Mitigation, All-Speed Traction Control, Brake Assist and four-wheel disc Antilock Brake System
- Full-Speed Forward Collision Warning Plus<sup>(2)</sup>
- Lane Departure Warning Plus<sup>(2)</sup> (Available)

ENGINE	HORSEPOWER	TORQUE
3.6L Pentastar™ V6	295	260

EXTERIOR DIMENSIONS, mm (in)	
Wheelbase	3042 (119.8)
Overall Length	5101 (200.8)
Overall Width (at mirrors)	2172 (85.5)
Height (at antenna)	1831 (72.1)
Ground Clearance	207 (8.1)
Approach Angle (deg)	18.5
Departure Angle (deg)	21.5
Breakover Angle (deg)	16.3
Front Track	1623 (63.9)
Rear Track	1627 (64.1)
Base Curb Weights, kg (lb) – 3.6L Pentastar V6	2155 (4750) / 2215 (4884)

TOWING* kg (lb)	
Tow Class (max)	IV
Maximum Towing – 3.6L Pentastar V6	2812 (6200)

\*When properly equipped.

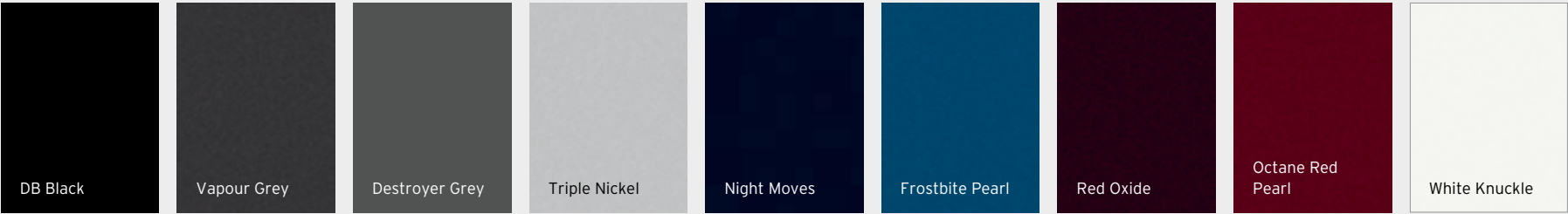
FUEL ECONOMY <sup>(17)</sup> L/100 km (mpg)	
Fuel Economy (manufacturer’s-estimated)	City/Hwy
– 3.6L Pentastar V6	13 (22)/9.4 (30)

INTERIOR DIMENSIONS, mm (in)	
First Row	
– Headroom	1013 (39.9)
– Legroom	1025 (40.3)
– Shoulder room	1486 (58.5)
– Hip room	1449 (57)
Second Row	
– Headroom	1011 (39.8)
– Legroom	981 (38.6)
– Shoulder room	1465 (57.7)
– Hip room	1410 (55.5)
Third Row	
– Headroom	960 (37.8)
– Legroom	850 (33.5)
– Shoulder room	1281 (50.4)
– Hip room	1077 (42.4)
Cargo Volume, L (cu ft) – Behind third row	487 (17.2)
– Behind second row	1226.1 (43.3)
– Behind first row with rear seats folded	2409.7 (85.1)
Seating Capacity (max occupants)	up to 7
Fuel Tank Capacity, L (US gal)	93.1 (24.6)

Based on 2024MY vehicle information. All dimensions are in mm (in) unless otherwise noted.

# 2025 DODGE DURANGO

## EXTERIOR PAINT COLOURS\*



\*Selections may not be available on all trim levels/models and may be limited/restricted based on availability.

STANDARD FEATURES AND OPTIONS	6
CPOS PACKAGE	2TD

ENGINE / TRANSMISSION	
3.6L Pentastar™ V6 Variable Valve Timing (VVT) (ERC) with 8-speed Automatic (DFT)	•

MECHANICAL FEATURES / CAPABILITY	
Brakes – Antilock four-wheel disc heavy-duty (BR6)	•
Exhaust System – Dual rear with Bright tips (NEX)	•
Fuel Door – Power-locking	•
Fuel Tank – 93.1-litre (24.6-US gallon) (NF4)	•
Steering – Electric Power (SBL)	•
Suspensions – Eco Suspension III (SD2)	•
– Normal-duty (all-wheel drive (AWD) only) (SDA)	•
– Rear load-levelling (SES)	•
Transfer Case/AWD System – Single-speed, full-time AWD; includes MP310 transfer case (DHY)	•

EXTERIOR FEATURES	
Fascias – Body-colour lower (MLB)	•
– Body-colour rear (ML9)	•
– Body-colour upper (MBP)	•
Grille – Black surround, moulded-in-colour insert (MAJ)	•
Liftgate – Power, with key fob, overhead console and rear cargo-area controls (JRC)	•
Liftgate Spoiler – Body-colour; includes Centre High-Mounted Stop Lamp (CHMSL)	•
Lighting – Auto High-Beam Headlamp Control (packaged with 2TH) (LMS)	P
– Automatic headlamps (on/off) actuate when ambient light is at low levels; includes headlamps-on-with-wipers (LMG)	•
– LED auxiliary low beam and turn signal (packaged with 2TH) (LPU)	P

STANDARD FEATURES AND OPTIONS	6
CPOS PACKAGE	2TD

EXTERIOR FEATURES (CONTINUED)	
Lighting (continued) – LED daytime running lamps (DRLs) (LMZ)	•
– LED low-/high-beam headlamps (LM6)	•
Mirrors – Body-colour, power, manual foldaway with heating element (NHJ/GTS)	•
– Body-colour, power-folding multifunction with heating element, auto-dimming driver’s-side mirror, supplemental turn signals and memory (packaged with 2TH) (GUN/LEM/GNZ/NHJ/LEB/GTS)	P
– Gloss Black, power-folding multifunction with heating element, auto-dimming driver’s-side mirror, supplemental turn signals and memory (included with Blacktop Package) (GUN/LEM/GNZ/NHJ/LEB/LE7)	P
Remote Start System – Control integrated into key fob; radio frequency system with 300-ft range (XBM)	•
Roof Rails – Black side, with integrated, storable crossrails (included with Blacktop Package and 2TG, 2TH, 2TT and 2TU) (MWE/MXQ)	P
Sunroof – Power with express-open/close and comfort-stop features (included with 2TG, 2TH, 2TT and 2TU) (GWA)	P
Tires – P265/50R20 BSW All-Season (A/S) LRR (TKJ)	•
– P265/50R20 Performance A/S (available with 2TG, 2TH, 2TT and 2TU if Blacktop Package is available) (TKY)	P
Wheel Lip Mouldings – Body-colour (MML)	•
Wheels – 20-inch Fine Silver (WHJ)	•
– 20-inch Satin Carbon (WHT)	F
Wiper System – Front, speed-sensitive, variable/intermittent with 3.78-litre (1-US gallon) fluid capacity (JHA)	•
– Rain-sensitive windshield (packaged with 2TH) (JHC)	P
– Rear, with fixed intermittent and continuous speeds, with washer (JHB)	•

INTERIOR FEATURES	
7-inch Thin Film Transistor (TFT) Reconfigurable Digital Gauge Cluster – Includes custom-programmable features (JAJ)	•
Air Conditioning – Rear air conditioning with headliner vents and rear-seat controls (HBB)	•
– Three-Zone Automatic Temperature Control – Includes infrared sensors and rear-seat outlets (HAH)	•

• = Standard.   0 = Optional.   P = Available with Package noted.   F = Fleet only.

# 2025 DODGE DURANGO

STANDARD FEATURES AND OPTIONS	Ⓜ
CPOS PACKAGE	2TD
INTERIOR FEATURES (CONTINUED)	
Dodge Air Filtration System (JMA)	•
Cargo Area – Bright scuff plates (packaged with 2TH and 2TU) (CTB)	P
– Carpeted; includes storage tray and cargo tie-down loops in floor, driver’s-side storage bin and 12-volt auxiliary power outlet (CKN/CKT/JJM)	•
– Covered cargo storage (CLG)	•
Console – Full-length front floor console with two illuminated cup holders, two-tier armrest storage with interior 12-volt power outlet and LED-illuminated USB connection (if equipped), console lid tissue holder, and storage tray with anodized shifter bezel; rear of console features air conditioning vent controls, rear-seat heat controls (if equipped) and video jacks (if equipped) (CUF)	•
– Leather-wrapped armrest, centre console (packaged with leather-trimmed bucket seats) (CMH)	P
– Overhead front console with two LED map lamps, two dome lamps, sunglasses storage bin, Universal Garage Door Opener <sup>(22)</sup> control switches (if equipped) and power sunroof/sunshade controls (if equipped) (CUN)	•
– Second-row mini floor console with cup holders and storage; also includes a floor mat for the third row (packaged with second-row Fold-and-Tumble captain’s chairs) (CUM)	P
Floor Mats – Luxury front and rear (CLX)	•
– Third-row, bench seat mat (CWD)	•
– Third-row, mini console mat (packaged with second-row mini console) (CCF)	P
Lighting – Glove box lamp, front LED map lamps, second-row aimable LED map lamps, courtesy door lamps, overhead console/rear-passenger overhead reading/courtesy lamps, cargo compartment lamp, Sapphire Blue interior switch lighting, and Sapphire Blue ambient LED lighting for front-door inside handles and map pockets (LBC/LBR)	•
Memory System – Radio station presets, last station settings, driver’s-seat position and exterior mirrors (packaged with 2TG, 2TH, 2TT and 2TU); actuated from driver’s door panel or each unique key fob (LEW)	P
Mirrors – Rearview, auto-dimming (GNK)	•
Seats – Cloth bucket in Black (*C5)	•
– First-row, heated (packaged with 2TA) (JPM)	•
– First-row, passenger forward fold-flat (not available with leather-trimmed seats on GT) (CDW)	•
– First-row, power eight-way driver’s with memory (JPR)	•
– First-row, power eight-way driver’s and front-passenger; driver’s includes memory feature (packaged with leather-trimmed seats) (JT2)	P
– First-row, power four-way driver’s lumbar-adjust (JPU)	•
– First-row, power four-way driver’s and front-passenger lumbar-adjust (packaged with 2TG, 2TH, 2TT and 2TU) (JRN)	P
– First-row, ventilated (included with leather-trimmed bucket seats) (CAJ)	P
– Nappa leather-trimmed with Nappa Axis II perforated inserts and Silver accent stitching; available in Black, Black/Ebony Red or Black/Vitra Grey (packaged with 2TG, 2TH, 2TT and 2TU) (*ML)	P
– Second-row, 60/40 split-folding Fold-and-Tumble three-passenger bench (CFF)	•
– Second-row, Fold-and-Tumble captain’s chairs; includes second-row, seat-mounted inboard armrests (CFU/CSL)	O
– Second-row, heated (packaged with 2TG, 2TH, 2TT and 2TU) (JPZ)	P
– Third-row, 50/50 split-folding; includes head restraints <sup>(21)</sup> that can be folded down electronically from a switch on the instrument-panel centre stack (CFP)	•

STANDARD FEATURES AND OPTIONS	Ⓜ
CPOS PACKAGE	2TD
INTERIOR FEATURES (CONTINUED)	
Steering Wheel – Heated (packaged with 2TA) (NHS)	•
– Power tilt/telescoping steering column (packaged with 2TG, 2TH, 2TT and 2TU) (SUB)	P
– Tilt/telescoping steering column (SUD)	•
UCONNECT® MULTIMEDIA	
Media Hub – Two USB ports and auxiliary jack (RSF)	•
Power Outlets – 115-volt auxiliary (packaged with 2TG, 2TH, 2TT and 2TU) (JKV)	P
– Two 12-volt, located on the instrument panel and in the rear cargo compartment (JKP/JJM)	•
Radios – Uconnect 4 with 8.4-inch display (UCM)	•
– Uconnect 5 NAV with 10.1-inch display (packaged with 2TG, 2TH and 2TR) (UEN)	P
SiriusXM® – Includes six-month trial subscription <sup>(10)</sup> (RSD)	•
SiriusXM with 360L <sup>(10)</sup> (packaged with Uconnect 5 NAV with 10.1-inch display) (RTU)	P
Speakers – Six (RCG)	•
– Alpine® premium audio system with nine speakers, subwoofer and 506-watt amplifier (packaged with 2TH) (RC3)	P
USB Port – Dual remote ports, charging only (packaged with 2TG, 2TH, 2TT and 2TU) (RS4)	P
SAFETY & SECURITY	
Adaptive Cruise Control (ACC) with Stop <sup>(2)</sup> (NH3)	P
Advanced Brake Assist (included with 2TH on GT) (BGG)	P
Air Bags <sup>(19)</sup> – Advanced multistage, driver’s and front-passenger (CG3)	•
– Driver’s inflatable knee bolster (CGY)	•
– Supplemental front-seat side (CJ1)	•
– Supplemental side (CGS)	•
– Supplemental side-curtain (all rows) (CJ5)	•
Blind-Spot Monitoring (BSM) <sup>(2)</sup> and Rear Cross-Path Detection System <sup>(2)</sup> (XAN)	•
Electronic Stability Control (ESC) <sup>(3)</sup> – Includes Vehicle Stability Management System, Electronic Roll Mitigation, All-Speed Traction Control, Brake Assist and four-channel Antilock Brake System (BNB/BNR)	•
Full-Speed Forward Collision Warning Plus <sup>(2)</sup> (packaged with 2TG, 2TH, 2TJ, 2TK, 2TR, 2TT and 2TU) (LSU)	P
Hill Start Assist – Prevents vehicle from rolling back for two seconds when starting vehicle on an incline (BNG)	•
Keyless Enter™ ‘n Go™ – Push-button ignition system with proximity entry: driver can leave the key fob in pocket or purse; the doors are unlocked by touching the exterior door handle, and the vehicle will start with the push of a button on the instrument panel when the brake pedal is depressed (GX4)	•
Lane Departure Warning Plus <sup>(2)</sup> (included with 2TH on GT) (LAS)	P
Park-Sense® Front/Rear Park Assist System <sup>(2)</sup> – Sensors in front/rear bumpers detect obstacles (packaged with 2TH) (XH4)	P
ParkView® Rear Back-Up Camera <sup>(2)</sup> – Rear-mounted camera with display in vehicle, activated when vehicle is shifted into Reverse (XAC)	•
Rain Brake Support (BHC)	•

# 2025 DODGE DURANGO

STANDARD FEATURES AND OPTIONS	⌵
CPOS PACKAGE	2TD
SAFETY & SECURITY (CONTINUED)	
Ready Alert Braking (BHD)	•
Security Alarm <sup>(20)</sup> (packaged with 2TH) (LSA)	P
Sentry Key® Antitheft Engine Immobilizer (GXX)	•
Trailer Sway Control (BNT)	•
Universal Garage Door Opener <sup>(22)</sup> (packaged with 2TH) (XGD)	•

STANDARD FEATURES AND OPTIONS	⌵
CPOS PACKAGE	2TD
PACKAGES/EQUIPMENT GROUPS	
Blacktop Package – Includes Black roof rails, Gloss Black exterior mirrors, Gloss Black badging, Satin Black Dodge taillamp badge, Performance hood, 265/50R20 Performance All-Season (A/S) tires, 20-inch Black Noise aluminum wheels and 20-inch Lights Out aluminum wheels (ADX)	O
GT Plus Package – Includes power sunroof, 10.1-inch flush-mounted radio with premium navigation, Alpine® premium audio system with nine speakers and subwoofer, LED auxiliary low-beam lighting, LED amber turn signal, Nappa leather-trimmed seats, 12-way power driver’s and front-passenger seats, power tilt/telescoping steering column, heated first- and second-row seats, ventilated first-row seats, memory settings, Full-Speed Forward Collision Warning Plus, <sup>(2)</sup> Adaptive Cruise Control (ACC) with Stop, <sup>(2)</sup> Apple CarPlay™ integration and Android Auto™ capability, <sup>(6)</sup> and Trailer-Tow Group IV (2BH)	O
Mopar® All-Weather Package – Includes Mopar Cargo Net, Mopar Front and Rear Door Entry Guards, and Mopar Slush Mats (AAW)	O
Trailer-Tow Group IV – Includes trailer brake control, heavy-duty engine cooling, rear load-levelling suspension, Class IV hitch receiver, seven- and four-pin wiring harness, 180-amp alternator, and Blind-Spot Monitoring (BSM) <sup>(2)</sup> and Rear Cross-Path Detection System <sup>(2)</sup> with Trailer Detection	O

• = Standard.   O = Optional.   P = Available with Package noted.   F = Fleet only.



# 2025 DODGE HORNET /DODGE HORNET PHEV



### SELECT FEATURES

- 10.25-inch Uconnect® 5 touchscreen radio
- 12.3-inch instrument cluster
- Automatic headlamps
- Automatic liftgate
- Dodge Connect<sup>®</sup> with
  - 4G LTE Wi-Fi Hotspot<sup>(12)</sup> with WarnerMedia Drive
  - Assistance Trial Package
  - Core Services Trial Package
  - Navigation Trial Package
  - Safety & Security Trial Package
  - Vehicle Performance Trial Package
- Dual front Type-A/-C USB plugs
- Dual-zone Heating, Ventilation and Air Conditioning (HVAC)
- Electronic Park Brake with Auto Hold
- Fix&Go Tire Inflator Kit
- Keyless Enter ‘n Go™ with passive entry
- Power, heated exterior mirrors
- Premium six-speaker sound system
- SiriusXM® – Includes a six-month trial subscription<sup>(10)</sup>/Apple CarPlay™ integration and Android Auto™ capability<sup>(6)</sup>
- Wireless charging pad

### SAFETY & SECURITY

- Adaptive Cruise Control (ACC) with Stop and Go<sup>(2)</sup>
- Auto high-beam headlamps
- Automatic Emergency Braking with Pedestrian Detection<sup>(2,4)</sup>
- Blind-Spot Monitoring (BSM)<sup>(2)</sup> and Rear Cross-Path Detection System<sup>(2)</sup> with Rear Cross-Traffic Alert
- Electronic Rollover Mitigation
- Electronic Stability Control (ESC)<sup>(3)</sup>
- Full-Speed Forward Collision Warning Plus<sup>(2)</sup>
- Intelligent Braking System
- Lane Keep Assist<sup>(2)</sup>
- Park-Sense® Front/Rear Park Assist with Stop<sup>(2)</sup>
- ParkView® Rear Back-Up Camera<sup>(2)</sup> and Rear Parking Sensors<sup>(2)</sup>
- Rain-sensitive windshield wipers

### AVAILABLE FLEET FEATURES

- 360° Surround-View Camera System<sup>(1)</sup>
- Active Driving Assist System<sup>(2)</sup>
- Drowsy-Driver Detection System<sup>(2)</sup>
- Front park sensors<sup>(2)</sup>
- Parallel and Perpendicular Park Assist with Stop<sup>(2)</sup>
- Traffic Sign Recognition System<sup>(5)</sup> and Intelligent Speed Assist (ISA)<sup>(2)</sup>

EXTERIOR DIMENSIONS (GT/ R/T), mm (in)	
Wheelbase	2636 (103.8)
Overall Length	4528 (178)
Overall Width	2082 (82)
Overall Height	1620 (63.8)/1601 (63)
Ground Clearance	203 (8)/156 (6.1)
Turning Diameter (max, m (ft))	11.57 (37.95) (GT) 11.5 (37.86) (R/T)
Front Track	1579.8 (62.2)
Rear Track	1579.8 (62.2)
Base Curb Weights, kg (lb) – 2.0L Hurricane 4-cylinder Turbo	1600 (3715)
– 1.3L 4-cylinder Turbo PHEV	1875 (4140)

ENGINES	HORSEPOWER	TORQUE
2.0L Hurricane 4-cylinder Turbo (GT and GT Plus)	268	295
1.3L 4-cylinder Turbo PHEV (R/T and R/T Plus)	288	383

FUEL ECONOMY <sup>(7)</sup> L/100 km (mpg)	
Fuel Economy	City/Hwy
– 2.0L Hurricane 4-cylinder Turbo	11.2 (21)/8.1 (29)
– 1.3L 4-cylinder Turbo PHEV	Electric driving mode: 3.1 Le/100 km (combined) Gas driving mode: 8.1 L/100 km (combined) 8.7 (27) combined (gas)/ 120 (74.9) combined (MPGe)


INTERIOR DIMENSIONS (GT/ R/T), mm (in)	
First Row	
– Headroom	985.5 (38.8)
– Legroom	1059.1 (41.7)
– Shoulder room	1414.7 (55.7)
– Hip room	1379.2 (54.3)
Second Row	
– Headroom	971 (38.2)
– Legroom	970.2 (38)
– Shoulder room	1391.9 (54.8)
– Hip room	1358.9 (53.5)
Cargo Volume, L (cu ft) – Seats up	764.5 (27)/648.4 (22.9)
– Seats down	1548.9 (54.7)/1430 (50.5)
Seating Capacity (max occupants)	5
Fuel Tank Capacity, L (US gal; two-row/4xe)	51 (13.5)/ 42 (11.2)

TOWING* kg (lb)	
Maximum Towing – 2.0L Hurricane 4-cylinder Turbo	907 (2000)
– 1.3L 4-cylinder Turbo PHEV	907 (2000)

\*When properly equipped.

# 2025 DODGE HORNET/DODGE HORNET PHEV

## EXTERIOR PAINT COLOURS\*



\*Selections may not be available on all trim levels/models and may be limited/restricted based on availability.

STANDARD FEATURES AND OPTIONS	GT AWD	GT Plus AWD	R/T eAWD	R/T Plus eAWD
CPOS PACKAGES	23M	23L	28B	28D
ENGINES/TRANSMISSIONS				
2.0L Hurricane I-4 DOHC Direct-Injection (DI) Turbo with Engine Stop/Start (ESS) Technology (EC1)	•	•		
1.3L I-4 Turbo Plug-in Hybrid Electric Vehicle (PHEV) (EYG)			•	•
9-speed 948TE All-Wheel Drive (AWD) Automatic (DFH)	•	•		
6-speed AISIN® F21-250 PHEV Automatic (DFN)			•	•
MECHANICAL FEATURES/CAPABILITY				
Brakes – Anodized brake calipers (XTM)	•	•		
– Dodge unpainted calipers (XTB)			•	•
– Four-wheel disc (BRD)	•	•	•	•
– Pedestrian/Cyclist Emergency Braking <sup>(4)</sup> (LST)	•	•	•	•
Capless Fuel Fill with Discriminator (XJV)	•	•	•	•
Dual Chrome Exhaust Tips (NEL)			•	•
Electronic Stability Control (ESC) <sup>(3)</sup> Systems – Automatic electronic brake hold (BHG)	•	•	•	•
PHEV/Electric Vehicle (EV) Charge Cord H-Mode 2/Level 1 (F1H)			•	•
PHEV High-Volt Battery Pack (BD1)			O	O
Remote Start System (XBM)		•	•	•
Sport Mode (XG8)	•	•	•	•
EXTERIOR FEATURES				
Body-Colour Door Handles (MNK)	•	•	•	•
Daytime Running Lamp (DRL) System – LED - Park/turn (LPJ)	•	•	•	•
Exterior Components – Chrome GT badge (MG3)	•	•	•	•
– Chrome Hornet badge (MG1)	•	•		
– Chrome R/T badge (MG5)			•	•

STANDARD FEATURES AND OPTIONS	GT AWD	GT Plus AWD	R/T eAWD	R/T Plus eAWD
CPOS PACKAGES	23M	23L	28B	28D
EXTERIOR FEATURES (CONTINUED)				
Exterior Mirrors – Body-colour mirror caps (LEP)	•	•	•	•
– Heated (LE1)	•	•	•	•
– Power-folding (LER)	•	•	•	•
– Power-folding heated mirrors (GTD)	•	•	•	•
Glass – Privacy (GED)	•	•	•	•
Grille, Front – GT upper and lower mesh (MHM)	•	•	•	•
Hands-Free Power Liftgate (XZ2)		•		•
Headlamps – Auto High-Beam Headlamp Control (LMS)	•	•	•	•
– Automatic dusk sensor (LPV)	•	•	•	•
Radio Antenna – Shark-fin (RD3)	•	•	•	•
Spoiler, Rear – Body-colour (MXW)	•	•	•	•
Taillamp Technology – LED taillamps (LAY)	•	•	•	•
Tires – P215/60R17 All-Season (A/S) (TKE)	•	•		
– P225/55R18 A/S (TWX)			•	•
Tires, Spare – Compact (TBT)	O	O		
– Spare Tire Delete (TBF)	•	•	•	•
– Tire Service Kit (XFP)	•	•	•	•
Wheels – 17x7-inch Silver aluminum (WEF)	•	•		
– 18x7.5-inch Abyss-finish aluminum (WLF)			•	•
Wiper System – Rain-sensitive windshield (JHC)	•	•	•	•
INTERIOR FEATURES				
12-volt Auxiliary Power Outlet (JJJ)	•	•	•	•
Climate Control System – Air conditioning with Dual-Zone Automatic Temperature Control (HAD)	•	•	•	•

• = Standard. O = Optional. P = Available with Package noted. F = Fleet only.

# 2025 DODGE HORNET /DODGE HORNET PHEV

	GT AWD	GT Plus AWD	R/T eAWD	R/T Plus eAWD
STANDARD FEATURES AND OPTIONS				
CPOS PACKAGES	23M	23L	28B	28D
INTERIOR FEATURES (CONTINUED)				
Consoles – Floor with armrest (CUF)	•	•	•	•
– Overhead (CUN)	•	•	•	•
Floor Mats – Front and rear (CLE)	•	•	•	•
Headliners – Black (CHE)	•	•	•	•
Instrument Cluster – 12.3-inch full-colour Thin Film Transistor (TFT) display (JAN)	•	•	•	•
Instrument Panels – Vinyl (JAP)	•	•	•	•
– Vinyl door trim panel (CBG)	•	•	•	•
Interior Mirrors – Rearview auto-dimming mirror (GNK)		•	•	•
– Rearview day/night mirror (GNA)	•			
Keyless Entry Systems – Keyless Enter 'n Go™ System (GXS)			•	•
– Keyless entry (GXP)	•	•	•	•
– Push-button start (GX4)	•	•	•	•
– Two-door passive entry, front-door locks (GXD)	•	•	•	•
Lamps/Lights – Illuminated map pocket (LBG)	•	•	•	•
– Map/dome reading lamps (LCD)	•	•	•	•
Rear Air Vents (XGA)	•	•	•	•
Seats – 60/40 split-folding rear with ski pass-through (CFW)	•	•	•	•
– Cloth/leatherette (*E6)	•		•	
– Full-leather (*FL)		•		•
– Full-leather - Red (*PL)		0		0
– Heated front (JPM)		•	•	•
– Manual-adjust six-way driver’s (JVB)	•			
– Manual-adjust six-way front-passenger (JWB)	•			
– Power four-way driver’s lumbar-adjust (JPU)		•	•	•
– Power four-way front-passenger lumbar-adjust (JRS)		•		•
– Power-adjust eight-way driver’s (JVG)		•	•	•
– Power-adjust eight-way front-passenger (JWG)		•		•
– Power-adjust six-way front-passenger (JWF)			•	
– Three rear-seat head restraints <sup>(21)</sup> (CSH)	•	•	•	•
– Ventilated front (CAJ)		•		•
Speedometer/Gauges – Digital compass (JFA)	•	•	•	•
– Primary speedometer (240 km/h (160 mph)) (JCJ)	•	•	•	•
– Tachometer (JFH)	•	•	•	•

	GT AWD	GT Plus AWD	R/T eAWD	R/T Plus eAWD
STANDARD FEATURES AND OPTIONS				
CPOS PACKAGES	23M	23L	28B	28D
INTERIOR FEATURES (CONTINUED)				
Steering Wheels – Aluminum steering column-mounted paddle shifters (XBQ)			•	•
– Heated (NHS)		•	•	•
– Techno-leather-wrapped (SCG)	•	•	•	•
Sun Visors – With illuminated vanity mirror (GN9)	•	•	•	•
Sunroof – Power (GWA)		0		0
Universal Garage Door Opener <sup>(22)</sup> (XGD)		•	•	•
Wireless Charging Pad (RFX)		•		•
Windows, Power – Front and rear, one-touch (JP6)	•	•	•	•
UCONNECT® MULTIMEDIA				
Media Systems – 4G LTE Wi-Fi Hotspot <sup>(12)</sup> (RTQ)	•	•	•	•
– Dual front USB plugs (RS4)	•	•	•	•
– Media Hub 2 - USBs (both charge-only) (RS2)	•	•	•	•
– USB host flip (RF7)	•	•	•	•
Radio Speaker Systems – harman/kardon® premium 14-speaker audio (RCA)		•		•
– Six-speaker (RCG)	•		•	
Radios – Uconnect 5 with 10.25-inch display (UEH) - Includes GPS antenna input (JLP), Apple CarPlay™ integration and Android Auto™ capability <sup>(6)</sup> (RF5), 10.25-inch touchscreen display (RHX), and hands-free <sup>(13)</sup> phone and audio (RTE)	•		•	
– Uconnect 5 NAV with 10.25-inch display (UES) - Includes GPS Navigation <sup>(15)</sup> (JLN), GPS antenna input (JLP), HD radio (RE8), Apple CarPlay integration and Android Auto capability <sup>(6)</sup> (RF5), 10.25-inch touchscreen display (RHX), integrated centre stack radio (RTF), Connected Travel and Traffic Services <sup>(7)</sup> (RTV) and Integrated Voice Command <sup>(13)</sup> (XRB)		•		•
Satellite Audio Systems – SiriusXM® <sup>(10)</sup> (RSD)	•	•	•	•
– SiriusXM with 360L <sup>(10)</sup> (RTU)	•	•	•	•
– SiriusXM Service <sup>(10)</sup> (X9B)	•	•	•	•
SAFETY & SECURITY				
Autonomous Assist Systems – Lane Keep Assist <sup>(2)</sup> (LAS)	•	•	•	•
– Traffic Sign Information <sup>(5)</sup> (SJF)		•		•
– Traffic Sign Recognition System <sup>(5)</sup> (SJB)	•		•	
Collision Control System – Full-Speed Forward Collision Warning Plus <sup>(2)</sup> (LSU)	•	•	•	•
Dual Advanced Front Air Bags <sup>(19)</sup> (CG3)	•	•	•	•
Park Assist/Viewing Systems – Blind-Spot Monitoring (BSM) <sup>(2)</sup> and Rear Cross-Path Detection System <sup>(2)</sup> with Rear Cross-Traffic Alert (XAN)	•	•	•	•
– Park-Sense® Front/Rear Park Assist System <sup>(2)</sup> (XAA)	•	•	•	•
– ParkView® Rear Back-Up Camera <sup>(2)</sup> (XAC)	•	•	•	•

• = Standard.   0 = Optional.   P = Available with Package noted.   F = Fleet only.



2025 DODGE HORNET/DODGE HORNET PHEV

	GT AWD	GT Plus AWD	R/T eAWD	R/T Plus eAWD
STANDARD FEATURES AND OPTIONS				
CPOS PACKAGES	23M	23L	28B	28D
SAFETY & SECURITY (CONTINUED)				
Speed Control – Adaptive speed control (NHP)	•	•	•	•
– Thatcham™ security equipment (LS9)	•	•	•	•
Tire Pressure Warning System – Tire Pressure Monitoring Display (XGM)	•	•	•	•
PACKAGES/EQUIPMENT GROUPS				
Full-Leather Seats, Red – Includes ventilated front seats, power four-way driver’s lumbar-adjust seat, power four-way front-passenger lumbar-adjust seat, power-adjust eight-way driver’s seat and power-adjust eight-way front-passenger seat (*PL)		0		0
GT Blacktop Package – Includes Gloss Black-painted mirror caps, Dark Hornet badge, Dark GT badge, Gloss Black-painted daylight opening (DLO) mouldings, 18x7.5-inch Abyss-finish wheels and P225/55R18 All-Season (A/S) tires (AGC)	0	0		
Technology Group – Includes Intelligent Speed Assist (ISA); <sup>(2)</sup> leather-wrapped steering wheel, Active Driving Assist System; <sup>(2)</sup> 360° Surround-View Camera System; <sup>(1)</sup> Park-Sense® Front/Rear Park Assist with Stop; <sup>(2)</sup> Parallel and Perpendicular Park Assist with Stop; <sup>(2)</sup> and Drowsy-Driver Detection System <sup>(2)</sup> (AAN)	0		0	

	GT AWD	GT Plus AWD	R/T eAWD	R/T Plus eAWD
STANDARD FEATURES AND OPTIONS				
CPOS PACKAGES	23M	23L	28B	28D
PACKAGES/EQUIPMENT GROUPS (CONTINUED)				
Technology Group Plus – Includes ISA; <sup>(2)</sup> leather-wrapped steering wheel, Active Driving Assist System; <sup>(2)</sup> 360° Surround-View Camera System; <sup>(1)</sup> Park-Sense Front/Rear Park Assist with Stop; <sup>(2)</sup> Parallel and Perpendicular Park Assist with Stop; <sup>(2)</sup> and Drowsy-Driver Detection System <sup>(2)</sup> (ADG)		0		0
Track Pak – Includes Alcantara® seats, power four-way driver’s lumbar-adjust seat, power four-way front-passenger lumbar-adjust seat, manual-adjust six-way driver’s seat, power-adjust eight-way driver’s seat, manual-adjust six-way front-passenger seat, power-adjust eight-way front-passenger seat, driver’s-seat memory, steel door sills, sporty leather-wrapped steering wheel, dual-mode suspension, 20x8-inch Abyss-finish aluminum wheels, P235/40R20 A/S tires, Bright pedals and Red brake calipers (ALD)	0	0	0	0
R/T Blacktop Package – Includes Gloss Black-painted mirror caps, Dark Hornet badge, Dark R/T badge, Gloss Black-painted DLO mouldings and 18x7.5-inch Abyss-finish wheels (ASU)			0	0



• = Standard. 0 = Optional. P = Available with Package noted. F = Fleet only.



COMPARE + MINIVANS

	CHRYSLER GRAND CARAVAN	CHRYSLER PACIFICA
Models	SXT	Select, Limited, Pinnacle™
Engine / HP / Torque, lb-ft	3.6L Pentastar™ V6 Variable Valve Timing (VVT) with Engine Stop/Start (ESS) technology / 287 / 262	3.6L Pentastar V6 VVT with ESS / 287 / 262
Transmission	9-speed Automatic transmission	9-speed Automatic transmission
Drivetrain	Front-wheel drive (FWD)	FWD / All-wheel drive (AWD)
Seating Capacity (max occupants)	7	7 / 8
GVWR, kg (lb)	2724 (6005)	2724 (6005)
Towing Capacity*, kg (lb)	1633 (3600)	1633 (3600)
Wheelbase	3089 (121.6)	3089 (121.6)
Overall Height	1777 (69.9)	1777 (69.9) (FWD) 1796 (70.7) (AWD)
Track (front / rear)	1735 (68.3) / 1736 (68.3)	1735 (68.3) / 1736 (68.3) (FWD) 1748 (68.8) / 1747 (68.8) (AWD)
Overall Width	2022 (79.6) (without mirrors) 2297 (90.4) (with mirrors)	2022 (79.6) (without mirrors) 2297 (90.4) (with mirrors)
Overall Length	5176 (203.8)	5189 (204.3)
Headroom (front / 2nd / 3rd)	1020 (40.1) / 1006 (39.6) / 984 (38.7) (without sunroof)	1020 (40.1) / 1006 (39.6) / 984 (38.7) (without sunroof) 975 (38.4) / 966 (38) / 984 (38.7) (with sunroof)
Legroom (front / 2nd / 3rd)	1045 (41.1) / 992 (39) / 929 (36.5)	1045 (41.1) / 992 (39) / 929 (36.5)
Hip Room (front / 2nd / 3rd)	1500 (59) / 1647 (64.8) / 1258 (49.5)	1500 (59) / 1647 (64.8) / 1258 (49.5)
Shoulder Room (front / 2nd / 3rd)	1622 (63.8) / 1602 (63) / 1555 (61.2)	1622 (63.8) / 1602 (63) / 1555 (61.2)
Cargo Volume, L (cu ft)	3979 (140.5) / 2478 (87.5) / 915 (32.3)	3979 (140.5) / 2478 (87.5) / 915 (32.3)
Fuel Tank Capacity, L (US gal)	71.9 (19)	71.9 (19)

All dimensions and specifications are based on 2024MY vehicle information. Information may vary by model/trim, maximum shown. Please see your sales consultant for details.  
All dimensions are in mm (in) unless noted otherwise.  
\*When properly equipped.

# 2025 CHRYSLER GRAND CARAVAN



SELECT FEATURES

- 3.6L Pentastar™ V6 Variable Valve Timing (VVT) engine with Engine Stop/Start (ESS) technology
  - 287 hp and 262 lb-ft of torque
  - Up to 1633-kg (3600-lb) towing capacity
- Second-row Stow ‘n Go® seating system with in-floor storage (Standard)
- Third-row Stow ‘n Go seating system

SAFETY & SECURITY

- Blind-Spot Monitoring (BSM)<sup>(2)</sup> and Rear Cross-Path Detection System<sup>(2)</sup> (Available)
- Dual power-sliding doors and power liftgate (Standard)
- Eight air bags<sup>(19)</sup>
- Electronic Stability Control (ESC)<sup>(3)</sup>
- Forward Collision Warning<sup>(2)</sup> with Automatic Emergency Braking<sup>(4)</sup> (Available)
- Four-wheel antilock disc brakes
- Hands-free communication<sup>(13)</sup> with wireless technology streaming audio
- Park-Sense® Rear Park Assist with Stop<sup>(2)</sup> (Available)
- ParkView® Rear Back-Up Camera<sup>(2)</sup>

ENGINE	HORSEPOWER	TORQUE
3.6L Pentastar V6 VVT with ESS	287	262

EXTERIOR DIMENSIONS, mm (in)	
Wheelbase	3089 (121.6)
Overall Height	1777 (69.9)
Front Track	1735 (68.3)
Rear Track	1736 (68.3)
Overall Width – With mirrors	2297 (90.4)
– Without mirrors	2022 (79.6)
Overall Length	5176 (203.8)
Ground Clearance (minimum running)	131 (5.1)

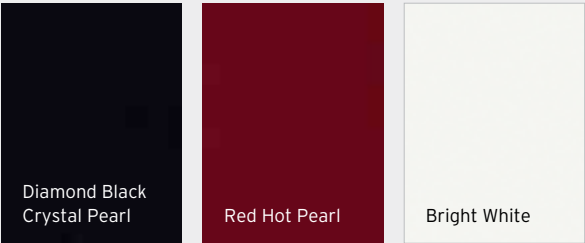
VOLUMES & CAPACITIES	
Maximum Cargo Volume, L (cu ft)	3979 (140.5)
Volume Index, L (cu ft)	5587 (197.3)
Seating Capacity	7 / 8
Fuel Tank Capacity, L (US gal)	71.9 (19)

FUEL ECONOMY <sup>(17)</sup> L/100 km (mpg)	
Fuel Economy	City / Hwy
– 3.6L Pentastar V6 VVT with ESS	12.4 (23) / 8.4 (34)

INTERIOR DIMENSIONS, mm (in)	
First Row	
– Headroom	1020 (40.1)
– Legroom	1045 (41.1)
– Hip room	1500 (59)
– Shoulder room	1622 (63.8)
Second Row	
– Headroom	1006 (39.6)
– Legroom	992 (39)
– Hip room	1647 (64.8)
– Shoulder room	1602 (63)
Third Row	
– Headroom	984 (38.7)
– Legroom	929 (36.5)
– Hip room	1258 (49.5)
– Shoulder room	1555 (61.2)

# 2025 CHRYSLER GRAND CARAVAN

## EXTERIOR PAINT COLOURS\*



\*Selections may not be available on all trim levels/models and may be limited/restricted based on availability.

STANDARD FEATURES AND OPTIONS	Grand Caravan SXT
CPOS PACKAGE	2DE
ENGINE/TRANSMISSION	
3.6L Pentastar™ V6 Variable Valve Timing (VVT) with Engine Stop/Start (ESS) Technology and 9-speed Automatic (ERC/DFH)	•
MECHANICAL FEATURES/CAPABILITY	
Alternator – 180-amp (BAD)	•
Battery – 650-amp, maintenance-free (BCZ)	•
– Auxiliary (BC1)	•
Brakes – Four-wheel antilock with discs (BRG)	•
Defroster – Rear (GFA)	•
Engine Block Heater (NHK)	0
Front-Wheel Drive (FWD)	•
Fuel Tank – 71.9-litre (19-US gallon) (NF1)	•
Suspension – Touring (SDC)	•
Tip Start (XBN)	•
EXTERIOR FEATURES	
Bright Daylight Opening (DLO) Surround (MMP)	•
Door Handles – Body-colour (MNK)	•
Doors – Power-sliding (JRK)	•
Front Licence Plate Bracket (MDA)	•
Glass – Sunscreen (GAE)	•
Grille – Black with Bright surround (MLF)	•
Headlamps – Automatic (LMG)	•
– Daytime running, high-beam (LMK)	•
– Halogen (LMA)	•

STANDARD FEATURES AND OPTIONS	Grand Caravan SXT
CPOS PACKAGE	2DE
EXTERIOR FEATURES (CONTINUED)	
Liftgate – Power (JRC)	•
Mirrors – Foldaway, power, heated Body-colour/Black (GTS)	•
Sill Appliqué – Body-colour (MPK)	•
Tires – 235/65R17 BSW All-Season (A/S) (TMK)	•
– Inflatable spare tire kit (XGQ)	•
Wheels – 17-inch aluminum (WFN)	•
Windshield Wipers – Rain-sensitive windshield wipers (JHC)	•
– Rear wiper/washer (JHB)	•
INTERIOR FEATURES	
Air Conditioning – Three-Zone Manual Temperature Control (HAK)	•
Door Locks – Power (JPB)	•
Floor Mats – Front (CLA)	•
– Rear (CLB)	•
Lighting – Cargo compartment lamp (LDB)	•
– Front, courtesy lamp (LCA)	•
– Front and rear LED lamps (LBR)	•
– Overhead, ambient surround (LCJ)	•
Mirrors – Illuminated visor vanity (GN9)	•
– Rearview day/night (GNA)	•
Power Outlets – Auxiliary, 12-volt in instrument panel (JJJ)	•
Remote Start System (XBM)	•
Speed Control (NHM)	•
Steering Column – Tilt/telescoping (SUD)	•

• = Standard. 0 = Optional. P = Available with Package noted. F = Fleet only.

# 2025 CHRYSLER GRAND CARAVAN

	Grand Caravan SXT
STANDARD FEATURES AND OPTIONS	
CPOS PACKAGE	2DE
INTERIOR FEATURES (CONTINUED)	
Steering Wheel – Heated (NHS)	•
– Mounted audio controls (RDZ)	•
– Techno-leather-wrapped (SCJ)	•
Storage – Floor console (CUC)	•
– Floor tray (CVU)	•
– Front seatback map pockets (CSM)	•
– Glove box, locking (JKA)	•
– Lower instrument-panel cubby bin (RF9)	•
Trip Computer – Electronic Vehicle Information Centre (EVIC) with display in instrument cluster, controls mounted on steering wheel (LAZ)	•
Windows – Front, power with driver’s one-touch up/down, front-passenger one-touch down (JP3)	•
– Power second-row (JPG)	•
SEATING & TRIM	
Seats – Caprice leatherette-trimmed bucket (*SJ)	•
– Driver’s four-way power lumbar support (included with power driver’s seat) (JPU)	•
– Eight-way power driver’s (JVG)	•
– Heated front (JPM)	•
Stow ’n Go® – Second-row Stow ’n Go bucket seats that fold in the floor and include second-row in-floor storage bins (CYC)	•
– Third-row Stow ’n Go 60/40 split-folding bench that folds in the floor (CFX)	•
UCONNECT® MULTIMEDIA	
SiriusXM® with Six-Month Trial Subscription <sup>(10)</sup> (RSD)	•
Sound Systems – Six-speaker (RCG)	•
Uconnect 5 with 10.1-inch Display – Includes 10.1-inch touchscreen, HD AM/FM radio, auxiliary/USB ports, wireless technology hands-free communication <sup>(13)</sup> system, Navigation <sup>(15)</sup> voice text reply, <sup>(25)</sup> Apple CarPlay™ integration and Android Auto™ capability, <sup>(6)</sup> SiriusXM with 360L <sup>(10)</sup> and Chrysler Connect <sup>(8)</sup> (included with SafetyTec™ Group) (UEG)	P
Wireless Technology – Hands-free communication <sup>(13)</sup> system (RTE)	•

	Grand Caravan SXT
STANDARD FEATURES AND OPTIONS	
CPOS PACKAGE	2DE
SAFETY & SECURITY	
Advanced Brake Assist (included with SafetyTec Group) (BGG)	P
Air Bags <sup>(19)</sup> – Advanced multistage driver’s and front-passenger; include low-risk deployment (CG3)	•
– Driver’s- and front-passenger-side inflatable knee blocker (CGY/CHF)	•
– Front-seat-mounted side (CJ1)	•
– Side-curtain, for outboard passengers in all three rows (CJ5)	•
Blind-Spot Monitoring (BSM) <sup>(2)</sup> and Rear Cross-Path Detection System <sup>(2)</sup> (included with SafetyTec Group) (XAN)	P
Child Seat Anchor System (CGU)	•
Electronic Park Brake (XC4)	•
Electronic Stability Control (ESC) <sup>(3)</sup> (BNB)	•
Forward Collision Warning <sup>(2)</sup> with Automatic Emergency Braking <sup>(4)</sup> (included with SafetyTec Group) (LSU)	P
Hill Start Assist (BNG)	•
Mopar® Roadside Emergency Kit – Includes Travel and Safety Kit, Toolkit, Reflecting Triangle and First Aid Kit (ACK)	O
Park-Sense® Rear Park Assist with Stop <sup>(2)</sup> (included with SafetyTec Group) (XH3)	P
ParkView® Rear Back-Up Camera <sup>(2)</sup> (XAC)	•
Pedestrian Emergency Braking <sup>(4)</sup> (included with SafetyTec Group) (LST)	P
Remote Keyless Entry (GXM)	•
Remote Proximity – All doors (GXD)	P
Security Alarm <sup>(20)</sup> (LSA)	•
Sentry Key® Theft Deterrent System (GXX)	•
Tire Pressure Monitoring System (XGM)	•
PACKAGE/EQUIPMENT GROUP	
SafetyTec Group – Includes Advanced Brake Assist, BSM <sup>(2)</sup> and Rear Cross-Path Detection System, <sup>(2)</sup> Park-Sense Rear Park Assist with Stop, <sup>(2)</sup> Pedestrian Emergency Braking <sup>(4)</sup> and Forward Collision Warning <sup>(2)</sup> with Automatic Emergency Braking <sup>(4)</sup> (AC5)	O

• = Standard.    O = Optional.    P = Available with Package noted.    F = Fleet only.



# 2025 CHRYSLER PACIFICA / PACIFICA PHEV



## SELECT FEATURES

- 7-inch digital cluster
- Active Noise Cancellation
- Electronic Stability Control (ESC)<sup>(3)</sup>
- Fuel tank – 71.9-litre (19-US gallon) on gas / 62.4-litre (16.5-US gallon) on Hybrid
- Locking glove box
- Passive/keyless entry, all doors
- Power driver's seat with Auto Advance 'n Return
- Power outlet – 12-volt
- Power-sliding doors and liftgate
- Rear window defroster
- Remote start system/security alarm<sup>(20)</sup>
- Storage floor tray
- Uconnect® 5 with 10.1-inch HD touchscreen radio

## SAFETY & SECURITY

- 360° Surround-View Camera<sup>(1)</sup> (Available)
- Adaptive Cruise Control (ACC) with Stop and Go<sup>(2)</sup>
- Air bags<sup>(19)</sup> – Advanced multistage driver's and front-passenger; include low-risk deployment
  - Supplemental driver's and front-passenger front-seat-mounted side
  - Driver's and front-passenger inflatable knee blocker
  - Supplemental side-curtain for outboard passengers in all three rows
- Auto High-Beam Headlamp Control
- Automatic Pedestrian Emergency Braking<sup>(4)</sup>
- Full-Speed Forward Collision Warning Plus<sup>(2)</sup>
- Lane Departure Warning Plus with Lane Keep Assist<sup>(2)</sup>
- LED exterior lighting
- Parallel and Perpendicular Park Assist with Stop<sup>(2)</sup> (Available)
- Park-Sense® Front Park Assist with Stop<sup>(2)</sup> (Available)
- Rain-sensitive windshield wipers
- Sentry Key® Antitheft Engine Immobilizer

ENGINES	HORSEPOWER	TORQUE
3.6L Pentastar™ V6 Variable Valve Timing (VVT)	287	262
3.6L Pentastar V6 Hybrid Atkinson Cycle	260-hp (194-kW) total system power	–

EXTERIOR DIMENSIONS, mm (in)	
Wheelbase	3089 (121.6)
Overall Length	5189 (204.3)
Overall Width	2022 (79.6)
Height (FWD / AWD)	1777 (69.9)/1796 (70.7)
Turning Diameter (max; m (ft); FWD / AWD)	12.1 (39.7)/12.3 (40.2)
Front Track (FWD / AWD / Hybrid)	1735 (68.3)/1748 (68.8)/1732.2 (68.2)
Rear Track (FWD / AWD / Hybrid)	1735 (68.3)/1748 (68.8)/1732.2 (68.2)
Base Curb Weight (FWD / AWD / Hybrid)	2050.6 (4521)/2214.8 (4883)/2272.4 (5010)

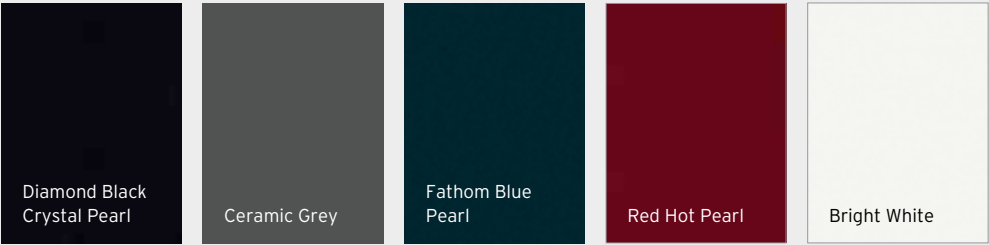
CARGO AND FUEL	
Maximum Interior Cargo Room, L (cu ft) – Behind first row	3978.5 (140.5)
– Behind second row	2477.7 (87.5)
– Behind third row	914.63 (32.3)
Fuel Tank Capacity, L (US gal; gas / Hybrid)	71.9 (19)/62.4 (16.5)

FUEL ECONOMY; <sup>(17)</sup> L/100 km (mpg)	
Fuel Economy (manufacturer's-estimated)	City / Hwy
– 3.6L Pentastar V6 VVT FWD / AWD	12.4 (19) / 8.4 (28) / 14.1 (17) / 9.4 (25)
– 3.6L Pentastar V6 Hybrid Atkinson Cycle	8 (29) / 7.9 (30) / 2.9 Le/100 km (82 MPGe)

INTERIOR DIMENSIONS, mm (in)	
First Row	
– Headroom (without sunroof)	1020 (40.1)
– Legroom	1045 (41.1)
– Shoulder room	1622 (63.8)
– Hip room	1500 (59)
Second Row	
– Headroom (without sunroof)	1006 (39.6)
– Legroom	992 (39)
– Shoulder room	1602 (63)
– Hip room	1647 (64.8)
Third Row	
– Headroom	984 (38.7)
– Legroom	929 (36.5)
– Shoulder room	1555 (61.2)
– Hip room	1258 (49.5)

# 2025 CHRYSLER PACIFICA / PACIFICA PHEV

## EXTERIOR PAINT COLOURS\*



\*Selections may not be available on all trim levels/models and may be limited/restricted based on availability.

STANDARD FEATURES AND OPTIONS	Select	Pacifica Limited	Pacifica Pinnacle™	Select PHEV	Pacifica Pinnacle PHEV
CPOS	2DL	2DP	2DS	2DP/2DT	2DS
ENGINES / TRANSMISSIONS					
3.6L Pentastar™ V6 Variable Valve Timing (VVT) with Engine Stop/Start (ESS) Technology and 9-speed Automatic (ERC/DFH)	•	•	•		
3.6L Pentastar V6 Hybrid Atkinson Cycle with Electrically Variable Transmission (EVT) (EH3/DFQ)				•	•
MECHANICAL FEATURES					
6.6-kW Battery Charger with Cord (Hybrid only) (XFE)				P	P
Alternator – 180-amp (non-Hybrid only) (BAD)	•				
– 220-amp (included with Uconnect® Theatre Family Group; non-Hybrid only) (BAJ)	P	•	•		
– Alternator Delete (Hybrid only) (BA8)				•	•
Battery – 650-amp, Absorbent Glass Mat (AGM) (BCZ)	•	•	•	•	•
– Auxiliary battery (packaged with ESS dual battery system; non-Hybrid only) (BC1)	P	P	P		
– Battery charge indicator (Hybrid only) (XAT)				•	•
Brakes – Four-wheel antilock disc regenerative brakes (Hybrid only) (BRT)				•	•
– Four-wheel antilock with discs (front-wheel drive (FWD) non-Hybrid only) (BRG)	•	•	•		
– Four-wheel antilock with heavy-duty discs (all-wheel drive (AWD) only) (BR3)	P	P	P		
Defroster – Rear (GFA)	•	•	•	•	•
Drive Systems – FWD	•	•	•	•	•
– AWD (non-Hybrid only)	O	O	O		
Engine Block Heater (non-Hybrid only) (NHK)	O	O	O		
Fuel Tank – 62.4-litre (16.5-US gallon; Hybrid only) (NF3)				•	•
– 71.9-litre (19-US gallon; non-Hybrid only) (NF1)	•	•	•		
Suspension – AWD (non-Hybrid only) (SDE)	P	P	P		
– Heavy-duty (Hybrid only) (SDB)				•	•
– Touring (non-Hybrid only) (SDC)	•	•	•		
Tip Start (XBN)	•	•	•	•	•

STANDARD FEATURES AND OPTIONS	Select	Pacifica Limited	Pacifica Pinnacle™	Select PHEV	Pacifica Pinnacle PHEV
CPOS	2DL	2DP	2DS	2DP/2DT	2DS
EXTERIOR FEATURES					
Daylight Opening – Black (MMR)		•			
– Bright (MMP)	•	•			
– Platinum Chrome (MMF)			•		•
Door Handles – Body-colour (MNK)	•	•	•	•	•
Doors – Hands-free power-sliding doors (included with Uconnect Theatre Family Group and Uconnect Theatre and Sound Group) (XZ3)	P	P	•	P	•
– Power-sliding (JRK)	•	•	•	•	•
Fog Lamps – Chrome accent bezels (LTB)	•	•	•	•	•
– LED (LNV)	•	•	•	•	•
Glass – Acoustic windshield (GAK)	•	•	•	•	•
– Laminated front-door glass (GAP)		•	•	•	•
– Sunscreen (GAE)	•	•	•	•	•
Grille – Black with Gloss Black surround (ML1)		•		P	
– Black upper with Bright surround (MFF)	•	•	•	•	•
Headlamps – Auto High-Beam Headlamp Control (LMS)	•	•	•	•	•
– Automatic (LMG)	•	•	•	•	•
– Daytime running (LM1)	•	•	•	•	•
– LED low-/high-beam (LM6)	•	•	•	•	•
Liftgate – Hands-free power (included with Uconnect Theatre Family Group) (XZ2)	P	•	•	P	•
– Power (JRC)	•	•	•	•	•
Mirrors – Foldaway, power, heated, Gloss Black with supplemental turn indicator (GUR)	•			•	
– Power-folding, power-adjust, heated with memory feature, courtesy lamps, supplemental turn indicator, auto-adjust-in-Reverse and auto-fold-in-Park with Gloss Black exterior (memory mirrors not available on Hybrid) (GPL)		•		•	
– Power-folding, power-adjust, heated with memory feature, courtesy lamps, supplemental turn indicator, auto-adjust-in-Reverse and auto-fold-in-Park with Platinum Chrome/Gloss Black exterior (GTK)			•		•

• = Standard. O = Optional. P = Available with Package noted. F = Fleet only.

2025 CHRYSLER PACIFICA / PACIFICA PHEV

STANDARD FEATURES AND OPTIONS					
CPOS	Select 2DL	Pacifica Limited 2DP	Pacifica Pinnacle™ 2DS	Select PHEV 2DP/ 2DT	Pacifica Pinnacle PHEV 2DS
EXTERIOR FEATURES (CONTINUED)					
Moulding – Platinum Chrome (MJB)			•		•
Roof Rack – Stow N Place®, Black (MW1)		•		P	
– Stow N Place with Platinum Chrome side rails (MNF)			•		•
Sill – Bright front-door scuff pads (CLT)			•		•
Sill Appliqué – Body-colour (MPK)	•	•	•	•	•
Sunroof – Dual-pane panoramic - Power front, fixed rear (includes power open/close shade) (GWJ)		•	•	P	•
Tires – 235/65R17 BSW All-Season (A/S) (standard on front-wheel drive (FWD) Select models) (TMK)	•			•	
– 235/60R18 BSW A/S (not available on FWD/all-wheel drive (AWD) Pinnacle) (TWZ)					•
– 245/50R20 BSW A/S self-sealing (non-Hybrid only) (TP3)		•	•		
– 245/60R18 BSW A/S self-sealing (AWD only) (TJK)	•				
– Puncture sealant and portable air compressor (standard on FWD Select and all Plug-in Hybrid Electric Vehicle (PHEV) models) (XAH)	•	•		•	•
Wheels – 17-inch fully painted Tech Silver cast aluminum (standard on FWD Select non-PHEV) (WFN)	•				
– 17-inch Diamond-Cut with Baltic Grey pockets aluminum (WJR)				•	
– 18-inch Foreshadow-finish aluminum (Hybrid only) (WP6)				P	
– 18-inch painted aluminum (non-Hybrid only; standard on AWD Select) (WBS)	•				
– 18-inch polished with Baltic Grey pockets aluminum (Hybrid only) (WDP)					•
– 18-inch Foreshadow-finish aluminum (included with Select PHEV models) (WP6)				P	
– 20-inch Foreshadow-finish aluminum (non-Hybrid only) (WPF)		•			
– 20-inch polished with Baltic Grey pockets aluminum (non-Hybrid only) (WH5)			•		
Windshield Wipers – Front, rain-sensitive (JHC)	•	•	•	•	•
– Rear wiper/washer (JHB)	•	•	•	•	•
INTERIOR FEATURES					
Air Conditioning – Three-Zone Automatic Temperature Control (HAH)	•	•	•	•	•
Chrysler Air Filtration System	•	•	•	•	•
Door Locks – Power (JPB)	•	•	•	•	•
Grocery Bag Hooks – On third-row seatbacks (XGH)	•	•	•	•	•
Headliner – Deluxe (CHE)	•	•	•		•
– Suede (CHG)			•		•
Lighting – Cargo compartment lamp (LDB)	•	•	•	•	•
– Footwell courtesy lamp (LBB)		•	•	P	•
– Front, courtesy lamp (LCA)	•	•	•	•	•
– Front and rear LED lamps (LBR)	•	•	•	•	•
– Illuminated map pocket and puddle lamp (LCN)		•	•	P	•
– Overhead, ambient surround (LCJ)	•	•	•	•	•

STANDARD FEATURES AND OPTIONS					
CPOS	Select 2DL	Pacifica Limited 2DP	Pacifica Pinnacle™ 2DS	Select PHEV 2DP/ 2DT	Pacifica Pinnacle PHEV 2DS
INTERIOR FEATURES (CONTINUED)					
Lighting (continued) – Rear ambient lighting (LCU)		•	•	P	•
– Rear reading/courtesy lamps (LBH)	•	•	•	•	•
Mirrors – Auto-dimming rearview (GNK)	•	•	•	•	•
– Illuminated visor vanity (GN9)	•	•	•	•	•
Power Outlets – Auxiliary, 12-volt (JJJ/JKP)	•	•	•	•	•
– Auxiliary, 115-volt (included with Uconnect® Theatre Family Group) (JKV)	P	P	•	P	•
Remote Start System (XBM)	•	•	•	•	•
Shades – Second- and third-row retractable (GF1)		•	•	•	•
– Second-row (non-Hybrid only) (GF3)	•				
Steering Column – Tilt/telescoping (SUD)	•	•	•	•	•
Steering Wheel – Heated (NHS)	•	•	•	•	•
– Mounted audio controls (RDZ)	•	•	•	•	•
– Techno-leather-wrapped (SCJ)	•	•	•	•	•
Storage – Floor tray (CVU)	•	•	•	•	•
– Glove box, locking (JKA)	•	•	•	•	•
– Integrated Premium Console (includes illuminated cup holders) (CM5)		•		P	
– Integrated Ultra Console (includes illuminated cup holders) (CVM)			•		•
– Lower instrument panel drawer (RF9)	•			•	
– Super Console with covered storage (CM7)	•			•	
Stow 'n Vac Integrated Vacuum Cleaner (non-Hybrid only; included with Uconnect Theatre Family Group) (CJW)	P	P	•		
Trip Computer – Electronic Vehicle Information Centre (EVIC) 7-inch configurable digital display in instrument cluster; controls mounted on steering wheel (LAZ)	•	•	•	•	•
Universal Garage Door Opener <sup>(22)</sup> (XGD)	•	•	•	•	•
Windows – Front, power with driver's one-touch up/down, front-passenger one-touch down (JP3)					
– Power front and rear one-touch up/down (JSB)	•	•	•	•	•
– Power second-row (JPG)	•	•	•	•	•
Wireless Charging Pad (RFX)		•	•	P	•
SEATING AND TRIM					
Seats – Auto Advance 'n Return, driver's-side (non-Hybrid only) (CJK)	•	•	•		
– Auto Advance 'n Return, passenger-side (non-Hybrid only; included with Uconnect Theatre Family Group) (CJZ)	P	•	•		
– Caprice leatherette-trimmed bucket (*SJ)	•			•	
– Driver's four-way power lumbar-adjust (included with power driver's seat) (JPU)	•	•	•	•	•
– Easy slide second-row Captain's Chairs (Hybrid and Pinnacle) (CY3)			•	•	•

• = Standard. 0 = Optional. P = Available with Package noted. F = Fleet only.

2025 CHRYSLER PACIFICA / PACIFICA PHEV					
STANDARD FEATURES AND OPTIONS					
CPOS	Select	Pacifica Limited	Pacifica Pinnacle™	Select PHEV	Pacifica Pinnacle PHEV
	2DL	2DP	2DS	2DP/2DT	2DS
SEATING AND TRIM (CONTINUED)					
Seats (continued) – Eight-passenger seating (included with Uconnect® Theatre Family Group; front-wheel drive (FWD) non-Hybrid only) (CYF)	P				
– Eight-way power driver’s (JVG)	•	•	•	•	•
– Eight-way power front-passenger (included with Uconnect Theatre Family Group) (JWG)		•	•	P	•
– Heated front (JPM)	•	•	•	•	•
– Heated second-row (non-Hybrid only; included with Uconnect Theatre Family Group) (JPZ)	P	•	•		
– Premium Nappa leather-trimmed quilted bucket (*DL)			•		•
– Premium Nappa leather-trimmed with S logo (*RL)		•		P	
– Second- and third-row Stow ’n Go® that fold in the floor and include second-row in-floor storage bins (non-Hybrid only) (CYC)	•	•			
– Third-row power-folding Stow ’n Go 60/40 split-bench that folds in the floor (non-Hybrid only) (JRJ)			•		
– Third-row Stow ’n Go 60/40 split-bench that folds in the floor (CFX)	•	•	•	•	•
– Ventilated front (CAJ)		•	•	P	•
UNCONNECT MULTIMEDIA					
Integrated Voice Command <sup>(13)</sup> (included with Uconnect 5 NAV with 10.1-inch display) (XRB)		•	•	P	•
SiriusXM® (six-month trial subscription <sup>(10)</sup> ) (RSD)	•			•	
Sound Systems – Alpine® 13-speaker (includes 506-watt amplifier; included with Uconnect Theatre Family Group) (RC3)	P	•		P	
– harman/kardon® 19-speaker with 10-inch subwoofer (includes 760-watt amplifier; non-Hybrid only; included with Uconnect Theatre Family Group) (RCA)		•	•		
– harman/kardon 20-speaker (includes 760-watt amplifier; standard on Pinnacle Plug-in Hybrid Electric Vehicle (PHEV); included with Uconnect Theatre and Sound Group) (RGE)				P	•
– Six-speaker (includes Active Noise Cancellation) (RCG)	•			•	
Uconnect 5 with 10.1-inch Display – Includes 10.1-inch touchscreen, AM/FM, USB host flip, hands-free phone and audio, Apple CarPlay™ integration and Android Auto™ capability; <sup>(6)</sup> and available SiriusXM with 360L <sup>(10)</sup> (UEG)	•			•	
Uconnect 5 NAV with 10.1-inch Display – Includes 10.1-inch touchscreen, AM/FM, USB host flip, Integrated Voice Command; <sup>(13)</sup> Apple CarPlay integration and Android Auto capability; <sup>(6)</sup> HD radio, Navigation <sup>(15)</sup> and available SiriusXM with 360L <sup>(10)</sup> (included with Uconnect Theatre Family Group) (UEN)		•	•	P	•
SAFETY & SECURITY					
360° Surround-View Camera <sup>(1)</sup> (included with Safety Sphere) (XAK)	P	P	•	P	•
Adaptive Cruise Control (ACC) with Stop and Go <sup>(2)</sup> (NHZ)	•	•	•	•	•
Air Bags <sup>(19)</sup> – Advanced multistage driver’s and front-passenger (CG3)	•	•	•	•	•
– Driver’s- and front-passenger-side inflatable knee blocker (CGY/CHF)	•	•	•	•	•
– Supplemental front-seat-mounted side (CJ1)	•	•	•	•	•
– Supplemental side-curtain, for outboard passengers in all three rows (CJ5)	•	•	•	•	•
STANDARD FEATURES AND OPTIONS					
CPOS	Select	Pacifica Limited	Pacifica Pinnacle™	Select PHEV	Pacifica Pinnacle PHEV
	2DL	2DP	2DS	2DP/2DT	2DS
SAFETY & SECURITY (CONTINUED)					
Automatic Pedestrian Emergency Braking <sup>(4)</sup> (LST)	•	•	•	•	•
Blind-Spot Monitoring (BSM) <sup>(2)</sup> and Rear Cross-Path Detection System <sup>(2)</sup> (XAN)	•	•	•	•	•
Child Seat Anchor System (LATCH) (CGU)	•	•	•	•	•
Electronic Park Brake (XC4)	•	•	•	•	•
Electronic Stability Control (ESC) <sup>(3)</sup> (BNB)	•	•	•	•	•
FamCAM™ <sup>(27)</sup> – Interior rear-facing camera (included with Uconnect Theatre Family Group) (XPR)	P	P	•	P	•
Full-Speed Forward Collision Warning Plus <sup>(2)</sup> (LSU)	•	•	•	•	•
Lane Departure Warning Plus with Lane Keep Assist <sup>(2)</sup> (LAS)	•	•	•	•	•
Parallel and Perpendicular Park Assist with Stop <sup>(2)</sup> (included with Safety Sphere) (XH5)	P	P	•	P	•
Park-Sense® Front/Rear Park Assist with Stop <sup>(2)</sup> (included with Safety Sphere) (XH4)	P	P	•	P	•
Park-Sense Rear Park Assist with Stop <sup>(2)</sup> (XH3)	•	•	•		•
ParkView® Rear Back-Up Camera <sup>(2)</sup> (XAC)	•	•		•	
Remote Keyless Entry (GXM)	•	•	•	•	•
Remote Proximity – All doors (GXD)	•	•	•	•	•
Security Alarm <sup>(20)</sup> (LSA)	•	•	•	•	•
Tire Pressure Monitoring Display (XGM)	•	•	•	•	•
Trailer Sway Damping (packaged with Trailer-Tow Group with 1633-kg (3600-lb) Rating; non-Hybrid only) (BNT)		P	•		
PACKAGES/EQUIPMENT GROUPS					
Family Convenience Group – Includes in-vehicle intercom (AAE)			•		•
Limited S Appearance – Includes Safety Sphere, Piano Black and Anodized Ice Cave interior accents, S badge, Anodized Ink and Black badging, Black Stow N Place® Roof Rack, Black daylight opening (DLO) mouldings, premium front fascia, upper/lower grilles with Black surround, premium rear fascia, 18-inch cast aluminum wheels with Foreshadow finish, ventilated front seats, Nappa leather-trimmed bucket seats with S logo, Integrated Premium Console, eight-way power front-passenger seat, hands-free power liftgate, dual-pane panoramic sunroof, auto-dimming rearview mirror, Universal Garage Door Opener; <sup>(22)</sup> wireless charging pad, footwell courtesy lamp, illuminated map pocket and puddle lamp, rear ambient lighting, 13-speaker Alpine sound system, and front- and third-row USB charging ports (2ET)				P	
Mopar® Interior Protection Package A – Includes Stow ’n Go All-Weather Floor Mats, Rear Cargo Bin Stow ’n Go Storage, Cargo Area Liner, All-Weather Floor Mats, All-Weather Cargo Floor Mats and Bright Door Sills (Select only; restrictions apply) (ACX)	O				
Mopar Roadside Emergency Kit – Includes Toolkit, Reflecting Triangle and First Aid Kit (not available with eight-passenger seating) (ACK)	O	O	O	O	O
Safety Sphere – Includes Parallel and Perpendicular Park Assist with Stop; <sup>(2)</sup> Park-Sense Front/Rear Park Assist with Stop <sup>(2)</sup> and 360° Surround-View Camera <sup>(1)</sup> (restrictions apply) (AAU)	O	O	•	O	•

• = Standard.   O = Optional.   P = Available with Package noted.   F = Fleet only.



2025 CHRYSLER PACIFICA / PACIFICA PHEV

	Select	Pacifica Limited	Pacifica Pinnacle™	Select PHEV	Pacifica Pinnacle PHEV
STANDARD FEATURES AND OPTIONS					
CPOS	2DL	2DP	2DS	2DP/2DT	2DS
PACKAGES/EQUIPMENT GROUPS (CONTINUED)					
Trailer-Tow Group with 1633-kg (3600-lb) Rating – Includes trailer-tow seven-/four-pin wiring harness, 2-inch hitch receiver, Trailer Sway Damping and heavy-duty radiator (non-Hybrid only) (AHT)		O	O		
Uconnect® Theatre Family Group – Includes rear-seat entertainment with Amazon Fire TV® <sup>(9)</sup> built-in, interior rear-facing FamCAM™ <sup>(27)</sup> camera, 115-volt auxiliary power outlet, video remote control, HDMI input, video USB port, two 10-inch seatback touchscreens, video USB port on Select and Limited (standard on Pinnacle), 220-amp alternator, Stow 'n Vac integrated vacuum cleaner, heated second-row seats and Blu-ray™/DVD player on Select, eight-passenger seating on front-wheel drive (FWD) Select, Auto Advance 'n Return front-passenger seat, eight-way power front-passenger seat, hands-free power liftgate, hands-free power-sliding doors, 13-speaker Alpine® sound system, Uconnect 5 NAV with 10-inch display on Select, Blu-ray/DVD player on non-Hybrid and 19-speaker harman/kardon® premium sound system with 10-inch subwoofer on Select; Pinnacle adds Uconnect Theatre with streaming apps (AEZ/AT3)	O	O	•	O	•
Uconnect Theatre and Sound Group – Includes rear-seat entertainment with Amazon Fire TV <sup>(9)</sup> built-in, video remote control, HDMI input, video USB port, two 10-inch seatback touchscreens, hands-free power-sliding doors, interior rear-facing FamCAM <sup>(27)</sup> camera, second- and third-row window shades, 115-volt auxiliary power outlet and 20-speaker harman/kardon premium sound system with 10-inch subwoofer (included with Select Limited S Appearance only) (AAH)				O	

• = Standard.   O = Optional.   P = Available with Package noted.   F = Fleet only.

COMPARE + PHEV/EV

Trims	CHRYSLER PACIFICA PHEV	JEEP® WRANGLER 4xe	JEEP GRAND CHEROKEE 4xe	DODGE HORNET PHEV
	Select PHEV / Pinnacle™ PHEV	Sport / Sahara® / High Altitude / Rubicon®	4xe / Altitude 4xe / Anniversary Edition 4xe	R/T / R/T Plus
Manufacturer's-Estimated, Le/100 km <sup>(17)</sup> (city/hwy)	2.7 / 3.1	4.5 / 5.2	4.1 / 4.2	3.1 / 3.1
Manufacturer's-Estimated Total Range, <sup>(18)</sup> km	Up to 51-km all-electric range, up to 835-km total range	Up to 35-km all-electric range, up to 592-km total range	Up to 42-km all-electric range, up to 761-km total range	330 / 30+ (electric)
Fuel Tank Capacity, L (US gal)	62.4 (16.5)	65.1 (17.2)	71.9 (19)	42.3 (11.2)
Available Engines	3.6L Pentastar™ V6 Atkinson Cycle	2.0L Turbo I-4	2.0L GME-T4	1.3L 4-cylinder Turbo PHEV
Drivetrains	Front-wheel drive (FWD)	4x4	4x4	6-speed Automatic transmission (electric all-wheel drive (eAWD))
Cargo Volume, L (cu ft)	3978 (140.5)	1908 (67.4)	2004 (70.8)	648.4 (22.9) / 1430 (50.5) (with rear seats folded)
Curb Weight, kg (lb)	2272 (5010)	2313 (5100) (Sahara)	2434 (5368)	1877 (4140)
Towing Capacity, kg (lb)	–	1587 (3500)	2721 (6000)	907 (2000)
Ground Clearance, mm (in)	129.5 (5.1)	274.3 (10.8) (Rubicon)	213.3 (8.4) (standard suspension)	154.9 (6.1)



	FIAT® 500e	RAM PROMASTER® EV	JEEP® WAGONEER S	DODGE CHARGER DAYTONA
Trims	(RED) / LaPrima	—	Launch Edition	R/T / Scat Pack
Manufacturer's-Estimated, Le/100 km <sup>(17)</sup> (city/hwy)	2 / 2.4	—	2.2 / 2.6	—
Manufacturer's-Estimated Total Range <sup>(18)</sup> km (mi)	240 (149)	—	480 (298)	510 (317) / 418 (260) (R/T / Scat Pack)
Fuel Tank Capacity, L (US gal)	—	—	—	—
Available Engines	—	—	—	—
Battery	400-volt, 42-kWh	400-volt, 110-kWh	400-volt, 100.5-kWh	400-volt, 100.5-kWh
Drivetrains	Electric Drive Motor (EDM)	EDM	—	—
Cargo Volume, L (cu ft)	184 (6.5) (rear seats up)	524 (18.5)	866 (behind second-row seats) / 866 (behind first-row seats) / 3684 (total passenger plus cargo volume)	644 (22.75) (cargo volume seats up); 1059 (37.39) (cargo volume seats down); 2919 (103.08) (passenger volume)
Curb Weight, kg (lb)	1405 (3098)	3322 (7324)	2570 (5725)	2648 (5838)
Towing Capacity*, kg (lb)	—	—	1542 (3400)	—
Ground Clearance, mm (in)	—	—	162 (6.4)	139.7 (5.5) / 142.2 (5.6) (R/T / Scat Pack)



2025 RAM PROMASTER® EV



SELECT FEATURES

- Air conditioning – Manual
- Auxiliary power outlet – Front, 115-volt (Available)
- Battery – 95-amp
- Battery pack – 400-volt, 110-kWh
- Cargo lamp – Rear, LED
- Electric power steering
- Fascia – Black exterior
- Fog lamps – LED
- Front-wheel drive (FWD)
- LED headlamps
- Push-button start
- Roll-up rear door
- Roof clearance lamps – Front and rear
- Seats – Four-way manual-adjust driver’s bucket
- Speed limiter – Retailer-activated
- Steering column – Telescoping
- Steering wheel – Heated, leather-wrapped
- Wheels – 16-inch steel
- Windows – Front, power with one-touch down feature
- Windshield – Heated

SAFETY & SECURITY

- 360° Surround-View Camera System<sup>(1)</sup>
- Adaptive Cruise Control (ACC) with Stop and Go<sup>(2)</sup>
- Air bags<sup>(19)</sup> – Driver’s
  - Supplemental front-seat side
  - Supplemental side-curtain front
- Blind-Spot Monitoring (BSM)<sup>(2)</sup> and Rear Cross-Path Detection System<sup>(2)</sup>
- Drowsy-Driver Detection System<sup>(2)</sup>
- Electronic Park Brake
- Electronic Stability Control (ESC)<sup>(3)</sup> – Includes All-Speed Traction Control, Brake-Lock Differential, Crosswind Assist, Electronic Roll Mitigation, Hill Start Assist and Trailer Sway Damping
- Full-Speed Forward Collision Warning Plus<sup>(2)</sup> with Pedestrian/Cyclist Emergency Braking<sup>(4)</sup>
- Radio mute on Reverse

AVAILABLE FLEET FEATURES

- Factory-activation/rear-speaker wiring
- Orange seat belts
- Rear back-up alarm
- White Noise Back-up Alarm

ENGINE	HORSEPOWER/ DRIVING RANGE <sup>(18)</sup>	TORQUE
400-volt, 200-kW G1200 Electric Drive Motor	268 hp / up to 264 km (162 mi)	302 lb-ft

EXTERIOR DIMENSIONS, mm (in)	
Cargo Van	
Wheelbases	4039 (159 / 159 ext.)
Overall Length	6000 (236.2) / 6364 (250.6)
Overall Width (body without mirrors / mirrors extended)	2064 (81.3)
Height	2603 (102.5) / 2845 (112)
Turning Diameter, m (ft)	14.3 (46.8)

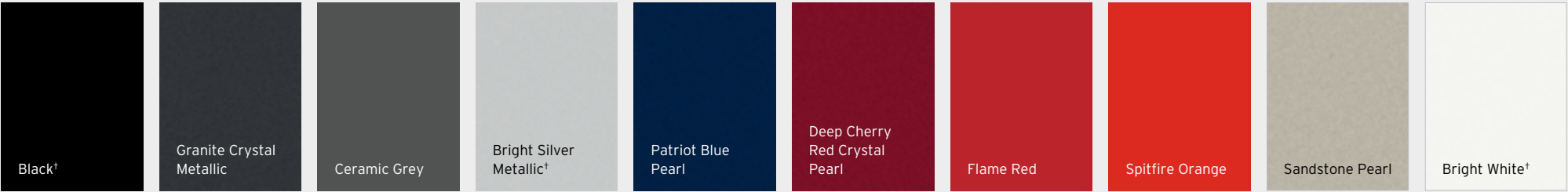
INTERIOR DIMENSIONS, mm (in)	
Cargo Van	
Load Floor Length	3733 (147) / 4114 (162)
Cargo Volume (cu ft)	468.9 / 524
Cargo Height (max)	1971 (77.6) / 2148 (86.4)
Cargo Width (between wheel wells)	1422 (56)
Seating Capacity (max occupants)	6

CAPABILITY	
Payload, kg (lb; Cargo Van)	1262 (2782)
Gross Vehicle Weight Rating (GVWR), kg (lb)	4241 (9350)
Gross Axle Weight Rating (GAWR), kg (lb) – Front	2099 (4629)
– Rear	2400 (5291)



2025 RAM PROMASTER® EV

EXTERIOR PAINT COLOURS\*



\*Selections may not be available on all trim levels/models and may be limited/restricted based on availability.  
†Delivery Van only.

STANDARD FEATURES AND OPTIONS	Cargo Van	Cargo Van	Delivery Van
CPOS	2TA/2TB	2TG/2TH	2TA

POWERTRAIN			
400-volt G1200 Electric Drive Motor with One-Speed Gearbox (ELA/DCF)	24A/24B	24G/24H	24A

MECHANICAL FEATURES			
Battery – 95-amp (BCY)	•		•
– 100-amp		•	
Crosswind Assist (BNU)	•	•	•
Electric Power Steering (SBL)	•	•	•
Electronic Park Brake (XC4)	•	•	•
Electronic Stability Control (ESC) <sup>(3)</sup> (BNB)	•	•	•
Push-Button Start (GX4)	•	•	•
Roof Height – High	•	•	
– Super-high	•	•	•
Speed Limiter – 104-km/h (65-mph) maximum speed (JJ4)	O	O	
– 112-km/h (70-mph) maximum speed (JJ5)	O	O	P
– 123-km/h (77-mph) maximum speed (JJ9)	O	O	
Suspension – Heavy-duty (SDB)	•	•	•
– Premium heavy-duty (SDD)	O	O	

EXTERIOR FEATURES			
Black Front Fascia (MLF)	•	•	•
Black Rear Bumper (MBN)	•	•	•
Front Fog Lamps – LED with cornering function (LNV)	•	•	•

STANDARD FEATURES AND OPTIONS	Cargo Van	Cargo Van	Delivery Van
CPOS	2TA/2TB	2TG/2TH	2TA

EXTERIOR FEATURES (CONTINUED)			
Front Licence Plate Bracket (MDA)	O	O	O
LED Daytime Running Lamps (DRLs) (LMZ)	•	•	•
LED Reflector Headlamps (LPX)	•	•	•
Mirrors – Manual, foldaway (GTP)	•		
– Power-folding, heated mirrors (GTR)		•	
– Wide, power-adjust, heated with supplemental signals (GTB)	•	•	•
Passenger Sliding Door – With window (GKS)		O	
– Without window (GKA)	•	•	
Rain-Sensitive Windshield Wipers (JHC)		•	•
RAM Grille in Black with Chrome RAM Badge (ME6/MFF)	•	•	•
– RAM Grille badge in Black (ME3)	F	F	
– RAM Grille in Chrome (MFE)		P	
Rear Door Badging – ProMaster (MUX)	•	•	
Rear Hinged Doors with Fixed Glass (GLB)	O	O	
Right-Side Front Pocket Door (GJA)	•	•	•
Roll-Up Rear Door (no rear hinged doors) (GMF)			•
– Rear hinged door with fixed glass (GLB)	O	O	
– Rear hinged door with no glass (GLA)	•	•	
Roof Clearance Lamps – Front and rear (LNC/LNG)	•	•	•
Side Door Badging – ProMaster (MUU)	•	•	•
Spare Tire Delete – Includes tire sealant and air compressor (TBF)	•		•
– Spare Tire Delete Fleet Option (TB8)		F	

• = Standard. O = Optional. P = Available with Package noted. F = Fleet only.

# 2025 RAM PROMASTER® EV

	Cargo Van	Cargo Van	Delivery Van
STANDARD FEATURES AND OPTIONS			
CPOS	2TA/ 2TB	2TG/ 2TH	2TA

## EXTERIOR FEATURES (CONTINUED)

Tires – LT255/75R16E BSW All-Season (A/S) (TWA)	•	•	•
– 225/75R16C BSW A/S (TU5)		O	
– Spare - Full-size (TBB)		•	O
Wheels – 16-inch steel (WCS)	•	•	•
– 16-inch Silver-painted aluminum (WJR)	•	•	•
– 16-inch Black aluminum (WNY)		O	
– 16-inch Black steel (WDL)	F	F	
– 16-inch White steel (159-inch extended only) (WDW)	F	F	

## INTERIOR FEATURES

Additional Key Fobs – Two (GXK)	F	F	
Air Conditioning – Manually controlled, with heat (HAA)	•	•	•
A-Pillar Grab Handles (CSP)	•	•	•
Auxiliary Power Outlet – 12-volt, front (JJJ)	•	•	•
– 115-volt (JKV)		•	O
Battery Charge Indication Module – Dashboard-mounted	•	•	•
Cargo Area Lighting	•	•	•
– Interior Lighting - LED ambient		•	
– LED rear cargo lamp (LDB)		•	•
Cargo Partition with Sliding Window (XJ1)	O	O	
Cluster – 7-inch Thin Film Transistor (TFT) Colour Driver Information Display (DID) (JAL)	•	•	•
Door Check Nylon Strap (XPA)			•
Door-Only Key (GXZ)			•
Radio Speakers – Four (RCD)	•	•	•
Seat Belts – Orange (CGQ)	F	F	F
Seating Surfaces – Cloth Black/Grey buckets (*A7)	•	•	
– Cloth Grey, heated (*C7)			•
– Vinyl buckets (*B7)	O	O	
Seats – Four-way manual-adjust driver’s bucket (JVA)	•	•	•
– Four-way manual-adjust passenger (not available 2TA) (CDY)	P	•	
– Passenger Seat Delete - Includes deactivation of the passenger air bag <sup>(19)</sup> and deletion of the passenger seat belt mount (CD9/CC9)		P/F	•
Side Wall Paneling – Lower (CMG)	O	O	
Steering Column – Telescoping (SUC)	•	•	•

	Cargo Van	Cargo Van	Delivery Van
STANDARD FEATURES AND OPTIONS			
CPOS	2TA/ 2TB	2TG/ 2TH	2TA

## INTERIOR FEATURES (CONTINUED)

Steering Wheel – Heated (NHS)			P
– Leather-wrapped (SCC)			•
– Standard (SCA)	•	•	
Tire Pressure Monitoring Light (XGM)	•	•	•
Windows – Power with one-touch down feature (JPY)	•	•	•
Wireless Charging Pad (RFX)		P	P
Wood Floor – Rear (not available with Spray-On Floor Liner or Crew Van Package) (CME)	O	O	

## UCONNECT® MULTIMEDIA

Uconnect 5 NAV with 10.1-inch Display – Includes GPS Navigation, <sup>(15)</sup> HD radio, Apple CarPlay™ integration and Android Auto™ capability; <sup>(6)</sup> Integrated Voice Command <sup>(13)</sup> integrated centre stack and SiriusXM® with 360L <sup>(10)</sup> (UEN)	•	•	•
---	---	---	---

## SAFETY & SECURITY

360° Surround-View Camera System <sup>(1)</sup> (XAK)			P
Adaptive Cruise Control (ACC) with Stop and Go <sup>(2)</sup> (NHZ)		•	P
Air Bags <sup>(19)</sup> – Driver’s and front-passenger (includes deactivate passenger air bag <sup>(19)</sup> (CGF)) (CGW)	•	•	•
– Supplemental front-seat side (CJ1)	•	•	•
– Supplemental side-curtain front (CJ4)	•	•	•
Back-Up Alarm – White noise (XEX)	F	F	P
Blind-Spot Monitoring (BSM) <sup>(2)</sup> and Rear Cross-Path Detection System <sup>(2)</sup> (XAN)		P	P
Drowsy-Driver Detection System <sup>(2)</sup> (XNM)	•	•	•
Full-Speed Forward Collision Warning Plus <sup>(2)</sup> with Pedestrian/Cyclist Emergency Braking <sup>(4)</sup> (LSU)	•	•	•
Intelligent Speed Assist (ISA) <sup>(2)</sup> (NH4)		P	P
Lane Departure Warning with Lane Keep Assist <sup>(2)</sup> (LAS)		P	P
Multi-Collision Braking (BNA)	•	•	•
Park-Sense® Front/Rear Park Assist <sup>(2)</sup> (XAG)			P
Park-Sense Front/Rear Park Assist with Stop <sup>(2)</sup> (XH4)		P	
Park-Sense Rear Park Assist with Stop <sup>(2)</sup> (XH3)	O	P	
Radio Mute on Reverse (XDT)			P
Rearview Auto-Dimming Digital Display Mirror (GRG)		P	•
Remote Keyless Entry (GXM)	•	•	•
Remote Proximity Keyless Entry (GXD)		P	P
Traffic Sign Recognition System <sup>(5)</sup> (SJB)	•	•	•

• = Standard.   O = Optional.   P = Available with Package noted.   F = Fleet only.

2025 RAM PROMASTER® EV

STANDARD FEATURES AND OPTIONS	Cargo Van	Cargo Van	Delivery Van
CPOS	2TA/ 2TB	2TG/ 2TH	2TA
PACKAGES/EQUIPMENT GROUPS			
Advanced Safety Group – Includes Active Driving Assist System; <sup>(2)</sup> 360° Surround-View Camera System; <sup>(1)</sup> Adaptive Cruise Control (ACC) with Stop and Go; <sup>(2)</sup> Blind-Spot Monitoring (BSM) <sup>(2)</sup> and Rear Cross-Path Detection System; <sup>(2)</sup> and leather-wrapped steering wheel (SLT and SLT+ only) (ALP)		O	
Black Appearance Package – Includes Black exterior badging, Black RAM grille badge and 16-inch Black-painted aluminum wheels (available on SLT+ only) (AMQ)		O	
Cold Weather Group – Includes heated driver’s and front-passenger seats with six-way manual-adjust and two-way lumbar-adjust, heated windshield, rain-sensitive windshield wipers, heated steering wheel, ACC with Stop and Go; <sup>(2)</sup> and leather-wrapped steering wheel (not available on all models) (AD7)	O	O	
Convenience Group – Includes power-folding and heated mirrors with supplemental turn signals, rear cargo LED lamp, and ACC with Stop and Go <sup>(2)</sup> (AJK)	O		
Crew Van Package – Includes Mopar® Crew Van Kit, driver’s-side second-row fixed window, passenger sliding door with window and second-row bench seat (provides seating for up to five including driver; up to six passengers with front-passenger double seat; restrictions apply; not available on all models; late availability) (AAF)	O	O	
Delivery Van Package – Includes heated windshield, passive entry, 112-km/h (70-mph) maximum speed limiter, automatic door lock/unlock, Lane Departure Warning with Lane Keep Assist; <sup>(2)</sup> ACC with Stop and Go; <sup>(2)</sup> heated steering wheel, Intelligent Speed Assist (ISA); <sup>(2)</sup> wireless charging pad, 360° Surround-View Camera System; <sup>(1)</sup> BSM <sup>(2)</sup> and Rear Cross-Path Detection System; <sup>(2)</sup> radio mute when in Reverse, White Noise Back-up Alarm, Park-Sense® Front/Rear Park Assist <sup>(2)</sup> and last-mile delivery upfit kit (ADF)			F

STANDARD FEATURES AND OPTIONS	Cargo Van	Cargo Van	Delivery Van
CPOS	2TA/ 2TB	2TG/ 2TH	2TA
PACKAGES/EQUIPMENT GROUPS (CONTINUED)			
Leather Interior Group – Includes Black/Grey leather-trimmed driver’s and front-passenger bucket and swivel seats and leather-wrapped steering wheel (available on SLT and SLT+) (AJD)		O	
Power Group – Includes 100-amp battery, 12-volt rear auxiliary outlet and 115-volt auxiliary power outlet (available on Tradesman®) (ATT)	O		
Premium Convenience Group – Remote proximity keyless entry, wireless charging pad and rain-sensitive windshield wipers (ADK)	O	O	
Safety Group – Includes rearview auto-dimming digital display mirror, ISA; <sup>(2)</sup> Lane Departure Warning Plus; <sup>(2)</sup> and ACC with Stop and Go <sup>(2)</sup> (Tradesman and SLT only) (AJ1)	O	O	
Safety/Convenience Group – Includes heated windshield, remote proximity keyless entry, 112-km/h (70-mph) speed limiter, heated steering wheel, ACC with Stop and Go; <sup>(2)</sup> wireless charging pad, BSM <sup>(2)</sup> and Rear Cross-Path Detection System; <sup>(2)</sup> upfit kit, White Noise Back-up Alarm, and Park-Sense Front/Rear Park Assist with Stop <sup>(2)</sup> (late availability) (AAU)			O
Storage Group – Includes underseat storage tray, shelf above trim on all models and adds cargo net on 159-inch Extended Load Floor (ALV)	O	O	
Swivel Seat Group – Includes driver’s and front-passenger swivel seats with six-way manual-adjust, two-way lumbar-adjust and armrest (available on SLT and SLT+) (AFD)		O	
Upfitter’s Prep Package – Includes two auxiliary switches and upfitter electronic module (Vehicle System Interface Module (VSIM)) (AZ3)	O	O	



• = Standard. O = Optional. P = Available with Package noted. F = Fleet only.

# 2024 JEEP® WAGONEER S LAUNCH EDITION



SELECT FEATURES

- All-new Battery Electric Vehicle (BEV)
- 12-inch digital, full-colour Driver Information Display (DID)
- 12-way power-adjust driver’s and front-passenger seats, including four-way power lumbar-adjust
- 19-speaker high-performance McIntosh® Audio System
- 20-inch aluminum wheels
- 60/40 split-folding rear seats with three rear-seat head restraints<sup>(2)</sup> and middle rear seat with armrest and cup holder
- Ambient LED lighting with light colour control
- Automatic LED projector/reflector headlamps with Auto High-Beam Headlamp Control
- Battery pack – 400-volt, 100.5-kWh
- BEV cooling
- Dark Neutral Grey exterior accents
- Driver’s- and front-passenger-seat memory
- Dual-pane panoramic sunroof
- Dual-Zone Automatic Temperature Control, including humidity sensor and cabin filter
- Four-Wheel Drive (4WD) 4x4 system
- Frunk (front truck storage space)
- Gloss Black-painted roof
- Hands-free power liftgate
- Head-Up Display
- Heated/ventilated/massaging front seats
- Heated/ventilated rear seats

- Heated washer nozzles
- LED front fog lamps
- LED taillamps and daytime running lamps (DRLs) (park/turn)
- Level 2 charging cable
- Lightbar illuminated grille seven-slot illuminated grille
- Premium-wrapped, heated steering wheel with mounted audio controls
- Remote climate control activation
- Selec-Terrain® Traction Management System
- Sicily leatherette seats in Global Black or Black/Red Radar Red
- Trailer-Tow Group – Including Blind Spot with Trailer Detection<sup>(5)</sup> (Available)
- Uconnect® 5 NAV with 12.3-inch display, including GPS navigation,<sup>(15)</sup> HD radio, wireless Apple CarPlay™ integration and Android Auto™ capability,<sup>(6)</sup> integrated voice command with Bluetooth®, SiriusXM® with 360L,<sup>(10)</sup> 4G LTE Wi-Fi hotspot<sup>(12)</sup> and Wagoneer Connect<sup>(8)</sup>
- Upper and lower rear spoilers in Gloss Black
- USB Connections – Front dual full-function Type-C
  - Rear dual, charge-only Type-C
- Wireless charging pad

SAFETY & SECURITY

- 360° Surround-View Camera System<sup>(1)</sup>
- Acoustic Vehicle Alert System (AVAS)
- Active Driving Assist System<sup>(2)</sup>
- Active Lane Management System<sup>(2)</sup>
- Adaptive Cruise Control (ACC) with Stop & Go<sup>(2)</sup>
- Advanced Brake Assist

- All-Speed Traction Control
- Antilock Four-Wheel FNC Disc LD Brakes
- Blind-Spot Monitoring (BSM)<sup>(2)</sup> and Rear Cross-Path Detection System<sup>(2)</sup>
- Drowsy-Driver Detection System<sup>(2)</sup>
- Electronic Roll Mitigation
- Electronic Stability Control (ESC)<sup>(3)</sup>
- Four-door passive entry, front-door locks
- Four-wheel traction control
- Full-Speed Forward Collision Warning Plus<sup>(2)</sup>
- High-Speed Overtake Warning<sup>(2)</sup>
- Hill Start Assist
- Hold ‘N Go
- Intersection Collision Assist System<sup>(4)</sup>
- Lock-on-Sync Tire Pressure Sensor
- Nine Air Bags<sup>(19)</sup> – Advanced multistage front-seat
  - Side-curtain front/rear
  - Side-mounted front and rear outboard seats
  - Driver-inflatable knee bolster
- Park-Sense® Automated Parking System<sup>(2)</sup>
- Park-Sense Front/Rear Park Assist with Stop<sup>(2)</sup>
- ParkView® Front/Rear Back-Up Camera<sup>(2)</sup> with Washer
- Pedestrian/Cyclist Emergency Braking<sup>(4)</sup>
- Rain Brake Support, Ready Alert Braking
- Rear-door child protection locks
- Rough-Road Cruise Control
- Security Alarm<sup>(20)</sup>

- Selectable Tire-Fill Alert
- Side-Distance Warning<sup>(2)</sup>
- Smartphone-as-a-Key Capable
- Tire pressure monitoring warning lamp
- Traffic Sign Information<sup>(5)</sup>
- Trailer Sway Damping

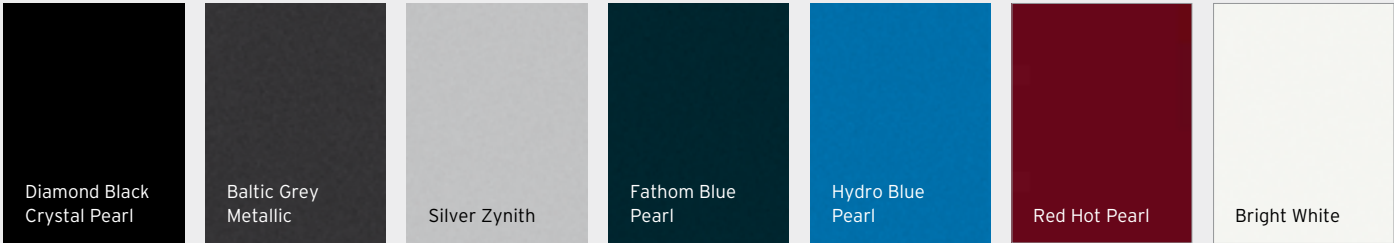
ENGINE	HORSEPOWER/ DRIVING RANGE <sup>(18)</sup>	TORQUE
400-volt, 100.5 kWh Electric Drive Motor	600 hp/ up to 480 km (300 mi)	617 lb-ft
TOWING* kg (lb)		
Maximum Towing		1542 (3400)

\*When properly equipped.



# 2024 JEEP® WAGONEER S LAUNCH EDITION

## EXTERIOR PAINT COLOURS\*



\*Selections may not be available on all trim levels/models and may be limited/restricted based on availability.

EXTERIOR DIMENSIONS, mm (in)	
Wheelbase	2870 (113)
Overall Length	4886 (192.4)
Overall Width (at mirrors)	2123 (83.6)
Overall Height (at roof rail)	1645 (64.8)
Front Track	1636 (64.4)
Rear Track	1636 (64.4)
Ground Clearance	162 (6.4)
Approach Angle (deg)	19.2
Breakover Angle (deg)	14
Departure Angle (deg)	23.4
Curb Weight, kg (lb; estimated)	2570 (5667)

INTERIOR DIMENSIONS, mm (in)	
Front Row	
– Headroom	965 (38)
– Legroom	1050 (41.3)
– Shoulder room	1458 (57.4)
– Hip room	1406 (55.4)
Second Row	
– Headroom	950 (37.4)
– Legroom	965 (38)
– Shoulder room	1463 (57.6)
– Hip room	1382 (54.4)
Cargo Volume, L (cu ft) – Behind front-row	1727.3 (61)
– Behind second-row	866.4 (30.6)
SAE Total Interior Passenger Volume, L (cu ft)	2817.5 (99.5)
Total Passenger plus Cargo Volume, L (cu ft)	3684 (130.1)



# DODGE CHARGER DAYTONA



SELECT FEATURES

- 10.25-inch digital cluster
- 11-kW onboard charger
- 12.3-inch Uconnect® 5 radio
- 18-inch aluminum wheels
- 60/40 split-folding rear seat
- 100.5-kWh battery
- 245/55R18 All-Season (A/S) tires
- 400-volt Battery Electric Vehicle (BEV)
- Alpine® nine-speaker audio system plus subwoofer with 506-watt amplifier
- Amazon Alexa enables<sup>(14)</sup>
- Auto all-wheel drive (AWD)
- Auto-dimming rearview mirror
- Base floor mats
- Black headliner and A-pillar
- Body-colour flush-mounted door handles
- Dodge Connect<sup>(8)</sup>
- Dodge signature LED taillamps
- Dual-Zone Automatic Temperature Control
- Eight-way power driver's seat
- EV Pages
- Exterior power, heated mirrors with Gloss Black caps
- Four-way manual passenger seat
- Fratzonic chambered exhaust
- Front aero R-wing
- Front and rear axle 250-kW Electric Drive Motors (EDMs)
- Gloss Black roof

- Heated, cloth/leatherette performance seats
- Heated, flat bottom/flat top steering wheel with paddle shifters
- Interior sound enhancement
- Keyless Go with push-button start
- Level 1 charging cable
- LED courtesy lighting (doors and puddle lamps)
- LED reflector type headlamps
- Limited-slip differential
- Lit front and rear “Fratzog” emblems
- Manual tilt/telescoping steering column
- GPS navigation<sup>(15)</sup>
- Overhead console with LED map lights and sunglasses holder
- Paddle shifters
- Passive entry front doors
- Performance Pages 2.0
- Pistol grip shifter
- PowerShot push to unlock +30 kW (+40 hp)
- Rear hatch cargo shade
- R/T fender badges
- SiriusXM® (six-month trial subscription<sup>(10)</sup>)
- Sport/Snow/Eco/Valet drive modes
- Stage One kit for 370 kW (496 hp) total output
- Steel suspension system
- Techno-leather steering wheel, instrument panel and door uppers
- Three levels of regenerative braking
- Tire inflator kit
- Two-piston Floating Base Brake Package

- Two-way power lumbar-adjust
- Universal Garage Door Opener<sup>(22)</sup>
- Wireless Apple CarPlay™ integration and Android Auto™ capability<sup>(6)</sup>

SAFETY & SECURITY

- Active Driving Assist System<sup>(2)</sup>
- Active Lane Management System<sup>(2)</sup>
- Adaptive Cruise Control (ACC) with Stop and Go<sup>(2)</sup>
- Blind-Spot Monitoring (BSM)<sup>(2)</sup> with Rear Cross-Path Detection System<sup>(2)</sup>
- Drowsy-Driver Detection System<sup>(2)</sup>
- Forward Collision Warning and Automatic Emergency Braking<sup>(4)</sup> with Vulnerable Road User Detection<sup>(2)</sup>
- Traffic Sign Recognition System<sup>(5)</sup>

AVAILABLE FLEET FEATURES

- 360° Surround-View Camera System<sup>(1)</sup>
- Front-/Rear-/Side-Distance Warning<sup>(2)</sup>
- Front Tire-to-Curb Camera Monitor<sup>(2)</sup>
- Park-Sense® based camera activation<sup>(2)</sup>
- Turn Signal-Activated Blind-Spot View<sup>(2)</sup>

AVAILABLE FLEET PACKAGES

- Blacktop Package
- Carbon & Suede Package
- Plus Group
- Sun & Sound Package
- Track Package

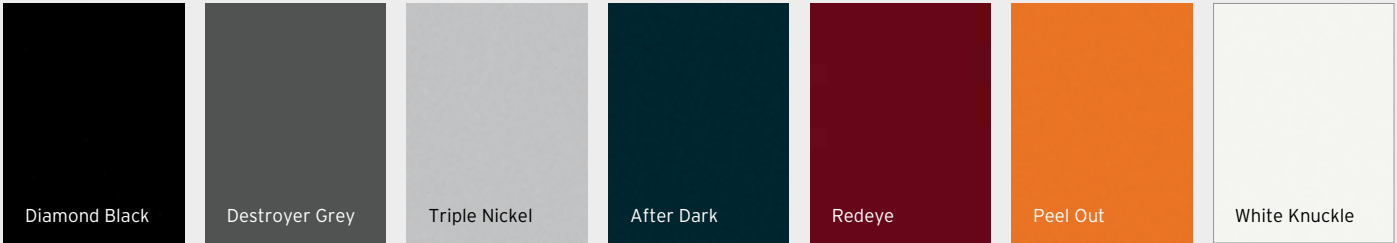
MOTOR	HORSEPOWER	TORQUE
Peak Power Base / PowerShot	456 hp / 496 hp (340 kW / 370 kW) (R/T)	404 lb-ft (R/T)
	630 hp / 670 hp (470 kW / 500 kW) (Scat Pack)	627 lb-ft (Scat Pack)

FUEL ECONOMY <sup>(17)</sup> (manufacturer's-estimated mpg)	City/Hwy	
– Peak Power Base / PowerShot	N/A	N/A

BATTERY		
Usable Energy, volt (kWh)	R/T: 100.5 (93.9)	
	Scat Pack: 100.5 (93.9)	
Driving Range, km (mi)	R/T: 510 (317)	
	Scat Pack: 418 (260)	

# DODGE CHARGER DAYTONA

## EXTERIOR PAINT COLOURS\*



\*Selections may not be available on all trim levels/models and may be limited/restricted based on availability.

EXTERIOR DIMENSIONS, mm (in)	
Overall Length	5247.9 (206.6)
Overall Width (without mirrors)	2027.8 (79.8)
Height	R/T: 1497.4 (58.9) / Scat Pack: 1499.3 (59)
Turning Diameter (max; m (ft))	12.1 (40)
Front Track	R/T: 1745.8 (68.7) / Scat Pack: 1707.8 (67.2)
Rear Track	R/T: 1755.3 (69.1) / Scat Pack: 1717.2 (67.6)
Base Curb Weight (lb)	2648 (5838)
Wheelbase	3074.3 (121)
Front Overhang	984.5 (29.9)
Rear Overhang	1189.1 (46.8)

INTERIOR DIMENSIONS, mm (in)	
First Row	
– Headroom	992 (39.1)
– Legroom	1081 (42.6)
– Shoulder room	1512 (59.5)
– Hip room	1429 (56.3)
Second Row	
– Headroom	938 (36.9)
– Legroom	945 (37.2)
– Shoulder room	1464 (57.6)
– Hip room	1424 (56.1)
Total Interior Volume, L (cu ft)	2919 (103)
Cargo Volume Seatbacks Up, L (cu ft)	644.2 (22.75)
Cargo Volume Seatbacks Down, L (cu ft)	1058.7 (37.39)
Seating Capacity (max occupants)	5



2024 FIAT® 500e



SELECT FEATURES

Available as (500e)<sup>RED</sup>  
4G LTE Wi-Fi Hotspot<sup>(12)</sup>  
7-inch full-colour Digital Driver Information Display (DID)  
12-volt auxiliary power outlet  
17-inch Diamond-Cut aluminum wheels  
50/50 split-folding rear seats with manual recline  
Air conditioning with Automatic Temperature Control  
Alexa Built-In<sup>(14)</sup>  
Apple CarPlay™ integration and Android Auto™ capability<sup>(6)</sup>  
Battery Electric Vehicle (BEV)  
Battery pack – 400-volt 42-kWh  
Cargo area storage and compartment cover  
Connected Travel and Traffic Services<sup>(7)</sup>  
Driver's- and front-passenger-seat memory  
Electronic Vehicle Information Centre (EVIC)  
EV Drive Mode Selector – Normal, Range and Sherpa  
FIAT Connect<sup>(8)</sup> (Available)  
FIAT monogrammed Black fabric seats with Red stitching and (500)<sup>RED</sup> logo  
Front grille and logos  
Gloss Red-painted dashboard and interior accents  
Gloss Red power mirrors and exterior accents  
HD radio  
LED automatic reflector headlamps, taillamps and daytime running lamps (DRLs)  
One-pedal drive system and E-coasting  
Remote climate control activation  
SiriusXM® with 360L (six-month trial subscription<sup>(10)</sup>)

Smart charging port with battery charge indicator  
Sport mode  
Transmission: front offset one-speed gearbox  
Uconnect® 5 NAV with 10.25-inch touchscreen display, GPS navigation<sup>(15)</sup> and voice recognition  
Unique E-latch system – Opens driver's and front-passenger doors from inside and outside  
USB ports – Full function, front-row Type-A and -C  
Wireless charging pad

SAFETY & SECURITY

Adaptive Cruise Control (ACC) with Stop and Go<sup>(2)</sup>  
Air bags<sup>(19)</sup> – Seven, including side-curtain air bags<sup>(19)</sup> for front and rear passengers  
Driver-door passive entry keyless go with push-button start  
Drowsy-Driver Detection System<sup>(2)</sup>  
Electric Park Brake  
Electronic Stability Control (ESC)<sup>(3)</sup>  
Front and rear passenger seat belt alert  
Intelligent Speed Assist (ISA)<sup>(2)</sup>  
Lane Departure Warning with Lane Keep Assist<sup>(2)</sup>  
Park-Sense® Rear Park Assist System<sup>(2)</sup>  
ParkView® Rear Back-Up Camera<sup>(2)</sup>  
Pedestrian/Cyclist Detection with Automatic Emergency Braking<sup>(4)</sup>  
Rain-sensitive windshield wipers  
Regenerative braking system  
Regenerative four-wheel disc antilock brakes  
Tire Pressure Information System  
Traffic Sign Information<sup>(5)</sup>


EXTERIOR DIMENSIONS, mm (in)	
Wheelbase	2322 (91.4)
Overall Length	3631 (142.9)
Overall Width – With mirrors	1883 (74.1)
Overall Height	1684 (66.3)
Front Track	1470 (57.9)
Rear Track	1465 (57.7)
Ground Clearance	114 (4.4)
Base Curb Weight, kg (lb; estimated)	1339 (2952)

ELECTRIC DRIVING MODE <sup>(17)</sup>	
City, Le/100 km	2
Hwy, Le/100 km	2.4
Combined, Le/100 km	2.1
Driving Range, km (mi)	227 (141)

BATTERY	HORSEPOWER/ DRIVING RANGE <sup>(18)</sup>	TORQUE
400-volt (42-kWh)	118/240 km	162

INTERIOR DIMENSIONS, mm (in)	
First Row	
– Headroom	997 (39.25)
– Legroom	1061 (41.8)
– Shoulder room	1297 (51)
– Hip room	1265 (49.8)
Second Row	
– Headroom	898 (35.3)
– Legroom	748 (29.4)
– Shoulder room	1214 (47.7)
– Hip room	1147 (45.1)
Seating Capacity (max occupants)	4
Luggage Compartment Volume, L (cu ft)	212 (7.51)
Interior Volume Index	101.2 (3.5)

EXTERIOR PAINT COLOURS\*



\*Selections may not be available on all trim levels/models and may be limited/restricted based on availability.



# 2024 FIAT® 500e LA PRIMA



ENHANCEMENTS VS. 500e

EXTERIOR

- Auto High-Beam Headlamp Control
- Body-colour front fascia
- Bright daylight opening moulding
- Bright front door sill scuff pads
- Bright surround moulding
- Heated exterior mirrors with body-colour mirror caps
- La Prima badge
- Windshield wiper de-icer

INTERIOR

- Auto-dimming rearview mirror
- Bi-colour soft-touch steering wheel
- FIAT monogrammed Beige vegan leather-faced seats
- JBL audio system
- Vegan leather-wrapped dashboard insert

SAFETY & SECURITY

- 360° Park Warning<sup>(2)</sup>
- Active Lane Management System<sup>(2)</sup>
- Adaptive Cruise Control (ACC) with Stop and Go<sup>(2)</sup>
- Blind-Spot Monitoring (BSM)<sup>(2)</sup> and Rear Cross-Path Detection System<sup>(2)</sup>

BATTERY	HORSEPOWER / DRIVING RANGE <sup>(18)</sup>	TORQUE
400-volt (42-kWh)	118 / 240 km	162

EXTERIOR PAINT COLOURS\*

Tuxedo Black

Marine Layer Mist

Rose Gold Metallic

Glacier White

\*Selections may not be available on all trim levels/models and may be limited/restricted based on availability.

COMPARE +	LAW ENFORCEMENT		
	JEEP® WAGONEER SSV	DODGE DURANGO ENFORCER	RAM 2500/3500 HEAVY DUTY SSV
Manufacturer's-Estimated, L/100 km (mpg <sup>(17)</sup> ; city/hwy)	14.5 (34)/10.1 (23.7)	13 (22)/9.4 (30) (3.6L Pentastar™ V6 all-wheel drive (AWD)) 16.7 (17)/10.9 (26) (5.7L HEMI® V8 AWD)	–
Manufacturer's-Estimated Total Range <sup>(18)</sup> km (mi)	–	615 (3.6L Pentastar V6)/541 (5.7L HEMI V8)	–
Fuel Tank Capacity, L (US gal)	115.4 (30.5)	93.1 (24.6)	106 (28)/117 (31)/121 (32)/189 (50)
Available Engines	3.0L Hurricane I-6 Standard-Output (SO) Twin-Turbo engine with Engine Stop/Start (ESS) Technology	3.6L Pentastar V6/5.7L HEMI V8	6.4L HEMI V8/6.7L Cummins® Turbo Diesel I-6/ 6.7L Cummins High-Output (HO) Turbo Diesel I-6 (3500 only)
Drivetrains	4x4	AWD	4x4
Interior Volume, L (cu ft)	6269.3 (221.4)	3766 (133.9)	13.8 L/100 km (17)/9.8 L/100 km (24) (Regular Cab/Crew Cab)
Wheelbase	3302 (130)	3042 (119.8)	3560 (140.2) – 4293 (169.3)
Overall Height	2021.8 (79.6)	1851 (72.9) (with antenna)	2015 (79.3) – 2037 (80.2)
Overall Width	2387.6 (99)	2172 (85.5)	2016 (79.4)/2448 (96.4) (Single Rear Wheel (SRW)/Dual Rear Wheel (DRW))
Overall Length	5758.1 (226.7)	5101 (200.8)	5892 (232) – 6626 (260.8)
Power (hp @ rpm)	510 @ 5700	360 @ 5150 (5.7L HEMI V8)	410 @ 5600/370 @ 2800/420 @ 2800
Torque (lb-ft @ rpm)	500 @ 3500	390 @ 4250 (5.7L HEMI V8)	429 @ 4000/850 @ 1700/1075 @ 1800
Alternator Output (amp)	TBD	220	220
Maximum GVWR, kg (lb)	3492.6 (7700)	3220 (7100) (5.7L HEMI V8)	4536 (10,000)/6350 (14,000) (2500/3500)
Cargo Volume, L (cu ft)	1475.3 (52.1)	84.5 (3)	1628.2 (57.5)/2118.1 (74.7) (6'4" bed/8' bed)
Towing Capacity,* kg (lb)	4445 (9800) (four-wheel drive (4WD))	3266 (7200) (5.7L HEMI V8)	9063 (19,980)/15,717 (34,650) (2500/3500)

All dimensions and specifications are based on 2024MY vehicle information. Information may vary by model/trim, maximum shown. Please see your sales consultant for details.  
All dimensions are in mm (in) unless noted otherwise.  
\*When properly equipped.

# 2025 JEEP® WAGONEER SPECIAL SERVICE VEHICLE



### SELECT FEATURES

- 3.0L Hurricane I-6 Standard-Output (SO) Twin-Turbo engine with Engine Stop/Start (ESS) Technology
- 4G LTE Wi-Fi Hotspot<sup>(12)</sup> (three-month trial subscription or 3GB of data)
- 4x4 drive system
- 10.25-inch full-colour Driver Information Display (DID)
- 12-way power-adjust, heated and ventilated front seats
- 20-inch standard machined aluminum wheels with Black Noise pockets
- 115-volt auxiliary power outlet and three 12-volt auxiliary power outlets
- Alexa Built-In<sup>(14)</sup>
- Beautifully crafted leather-trimmed seating surfaces
- Connected Travel and Traffic Services<sup>(7)</sup> (three-year trial subscription)
- Eight-passenger seating
- Emergency lighting – Includes deck, grille, quarter window and sun visors
- Fixed bodyside step
- Full LED exterior lighting, including automatic headlamps, taillamps, daytime running headlamps and fog lamps
- Heavy-Duty Trailer-Tow Package, including Trailer Brake Control, Trailer Hitch Zoom<sup>(2)</sup> and Quadra-Drive® II 4x4 System (Available)
- Media Hub with two USB ports with full function and auxiliary input jack
- Memory settings for driver’s seat, steering column, exterior mirrors and radio

- MX950 McIntosh® Entertainment System with 19 speakers (Available)
- Pre-delivery road test
- Rear-Seat Entertainment Group with two seatback 10.1-inch HD displays and Amazon Fire TV®<sup>(9)</sup> Built-In (Available)
- Second-row bench seat with 40/20/40 power tip/slide and manual recline
- Second-row dual USB charging ports
- Selec-Terrain® Traction Management System (4x4 models)
- Siren and speaker system
- SiriusXM® with 360L (six-month trial subscription<sup>(10)</sup>)
- Third-row seat with 60/40 manual fold/recline and power-folding headrest
- Tri-pane panoramic sunroof (Available)
- Tri-Zone Automatic Temperature Control
- Uconnect® 5 NAV with 10.1-inch touchscreen display and GPS navigation<sup>(15)</sup>
- Upfit manual
- Window tint
- Wiring harness and Power Distribution Centre
- Wireless charging pad

### SAFETY & SECURITY

- 360° Surround-View Camera System<sup>(1)</sup> (Available)
- Active Lane Management System<sup>(2)</sup>
- Adaptive Cruise Control (ACC) with Stop and Go<sup>(2)</sup>
- Air bags<sup>(19)</sup> – Eight including advanced full-length side-curtain for all rows
- Auto High-Beam Headlamp Control (Available)
- Blind-Spot Monitoring (BSM)<sup>(2)</sup> and Rear Cross-Path Detection System<sup>(2)</sup>
- Electronic Stability Control (ESC)<sup>(3)</sup>
- Full-Speed Forward Collision Warning Plus with Active Braking<sup>(2)</sup>
- Parallel and Perpendicular Park and Unpark Assist with Stop System<sup>(2)</sup> (Available)
- Park-Sense® Front/Rear Park Assist System with Stop<sup>(2)</sup>
- ParkView® Rear Back-Up Camera<sup>(2)</sup> with Washer
- Pedestrian/Cyclist Detection with Emergency Braking<sup>(4)</sup>
- Rain-sensitive windshield wipers (Available)
- Side-Distance Warning<sup>(2)</sup> (Available)


ENGINE	HORSEPOWER	TORQUE
3.0L Hurricane I-6 SO Twin-Turbo with ESS	420	468

TOWING, kg (lb)	
Maximum Towing – 3.0L Hurricane I-6 SO Twin-Turbo with ESS (4WD, SWB)	4445 (9800)

FUEL ECONOMY (2WD/4WD) <sup>(17)</sup> L/100 km (mpg)	
Fuel Economy	City / Hwy
– 3.0L I-6 Hurricane SO Twin-Turbo with ESS – (SWB)	14.5 (34) / 10.1 (23.7)

# 2025 JEEP® WAGONEER SPECIAL SERVICE VEHICLE

## EXTERIOR PAINT COLOURS\*



\*Selections may not be available on all trim levels/models and may be limited/restricted based on availability.

EXTERIOR DIMENSIONS (SWB), mm (in)	
Wheelbase	3124 (123)
Overall Length	5453 (214.7)
Overall Width (at mirrors)	2388 (94)
Overall Height (at roof rail / at antenna)	2025 (79.7) / 1964 (77.3)
Load Floor Height – Standard suspension	864 (34)
– Air suspension	810 (31.9)
Sill Step Height – Standard suspension	579 (22.8)
– Air suspension	537 (21.1)
Front Track	1738 (68.4)
Rear Track	1734 (68.3)
Ground Clearance (with 275/55R20 tires and 5.7L engine) – Standard suspension	211 (8.3)
– Air suspension (Pos#2)	254 (10)
Approach Angle (deg) – Standard suspension	21.5
– Air suspension (Pos#2)	25
Breakover Angle (deg) – Standard suspension	17.8
– Air suspension (Pos#2)	20.4
Departure Angle (deg) – Standard suspension	18.8
– Air suspension (Pos#2)	21.3
Fuel Tank Capacity, L (US gal)	115 (30)

INTERIOR DIMENSIONS (SWB), mm (in)	
Front Row	
– Headroom	1049 (41.3)
– Legroom	1040 (40.9)
– Shoulder room	1680 (66.1)
– Hip room	1610 (63.4)
Second Row	
– Headroom	1016 (40)
– Legroom	170 (6.7)
– Shoulder room	1657 (65.2)
– Hip room	1599 (63)



# 2025 DODGE DURANGO ENFORCER



## SELECT FEATURES

- 8-speed Automatic transmission with instrument panel-mounted shift lever
- 255/60R18BSW On-/Off-Road tires – V-speed rating
- All-wheel drive (AWD) system – Single-speed (two-speed available on V8)
- Alternator – 220-amp, heavy-duty
- Auxiliary power outlet – 12-volt
- Battery – 650-amp (Standard), 800-amp (Available with 5.7L HEMI® V8)
- Brakes – Antilock four-wheel disc, heavy-duty brake system
- Engine hour meter/engine idle hour meters
- Glass – Deep-tint sunscreen on rear doors, quarter panels and rear liftgate
- Headliner with two Red/White LED dome lamps
- Heavy-Duty Engine Cooling Package
- Mini centre floor console, police
- Push-push fuel-filler door
- Rear load-levelling suspension
- Speed control
- Steel wheels with Chrome centre caps
- Tri-zone air conditioning with air filtration
- Vehicle System Interface Module (VSIM)
- Vinyl floor covering

## SAFETY & SECURITY

- Active head restraints<sup>(21)</sup>
- Air bags<sup>(19)</sup> – Advanced multistage driver’s and front-passenger, advanced side-curtain and supplemental front-seat side
- Four-wheel disc Antilock Brake System with Electronic Brake-Force Distribution
- ParkView® Rear Back-Up Camera<sup>(2)</sup> with Park-Sense® Rear Park Assist<sup>(2)</sup>
- Rain Brake Support
- Ready Alert Braking
- Trailer Sway Control

ENGINES	HORSEPOWER	TORQUE
3.6L Pentastar™ V6 AWD	293	260
5.7L HEMI V8 AWD	360	390

FUEL ECONOMY <sup>(17)</sup> L/100 km (mpg)	
Fuel Economy	City/Hwy
– 3.6L Pentastar V6 AWD	13 (22)/9.4 (30)
– 5.7L HEMI V8 AWD	16.7 (17)/10.9 (26)

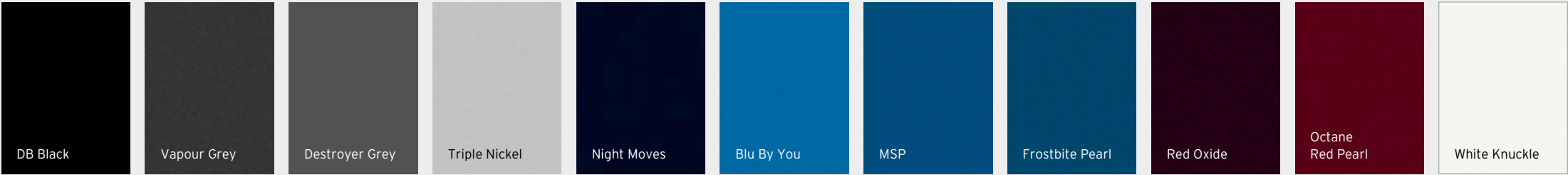
EXTERIOR DIMENSIONS, mm (in)	
Wheelbase	3042 (119.8)
Overall Length	5101 (200.8)
Overall Width	2172 (85.5)
Overall Height	1851 (72.9)
Running Ground Clearance	207 (8.1)
Approach Angle	20
Departure Angle	21.5
Breakover Angle	18.1
Front Track	1623 (63.9)
Rear Track	1627 (64.1)
Base Curb Weights, kg (lb) – 3.6L Pentastar V6 AWD	2236 (4929)
– 5.7L HEMI V8 AWD	2365 (5214)

TOWING, kg (lb)	
Tow Class (max)	III
Maximum Towing – 3.6L Pentastar V6 AWD	2812 (6200)
– 5.7L HEMI V8 AWD	3266 (7200)

INTERIOR DIMENSIONS, mm (in)	
First Row	
– Headroom	1013 (39.9)
– Legroom	1025 (40.3)
– Shoulder room	1486 (58.5)
– Hip room	1449 (57)
Second Row	
– Headroom	1011 (39.8)
– Legroom	981 (38.6)
– Shoulder room	1465 (57.7)
– Hip room	1410 (55.5)
Cargo Volume, L (cu ft) – Behind second-row seats	1226 (43.3)
– Behind front-row seats with rear seats folded	2161 (85.1)
Seating Capacity (max occupants)	5
Fuel Tank Capacity, L (US gal)	93.1 (24.6)

# 2025 DODGE DURANGO ENFORCER

## EXTERIOR PAINT COLOURS\*



\*Selections may not be available on all trim levels/models and may be limited/restricted based on availability.

STANDARD FEATURES AND OPTIONS		Enforcer
CPOS		2BZ (3.6L V6)/22Z (5.7L V8)
ENGINES/TRANSMISSION		
3.6L Pentastar™ V6 with 8-speed Automatic (ERC)		•
5.7L HEMI® V8 with 8-speed Automatic (EZH)		O
MECHANICAL FEATURES		
All-Wheel Drive (AWD) Systems – Single-speed, full-time AWD; includes MP 3010 transfer case (DHY)		•
– Two-speed, active on-demand AWD (packaged with 5.7L HEMI V8 and Trailer-Tow Group IV) (DKA)		O
Alternator – Heavy-duty 220-amp (BAJ)		•
Battery – 650-amp (packaged with 3.6L Pentastar V6 and Engine Stop/Start (ESS) technology) (BCZ)		•
– 800-amp (packaged with 5.7L HEMI V8) (BCF)		•
Brakes – Police Antilock Brake System four-wheel heavy-duty disc (BR9)		•
Engine Cooling – Upgraded heavy-duty (NMC)		•
Exhaust System – Dual rear exhaust with Bright tips (packaged with 5.7L HEMI V8) (NEX)		•
– Single rear exhaust on right side		•
Fuel Tank – 93.1-litre (24.6-US gallon) with push-push fuel-filler door (NF4)		•
Instrument-Panel-Mounted Stalk Shifter (XE2)		•
Suspension – Rear load-levelling (SES)		•
– Police-tuned (SDB)		•
Wiring Prep – Exterior spot lamp (LNQ)		•
EXTERIOR FEATURES		
255/60R18BSW On-/Off-Road Tires – V-speed rating (TXQ)		•
Doors – Driver’s- and passenger-side ballistic panel (XDG/XDV)		O
Fascias – Accent-colour lower, Body-colour upper (MLX/MBP)		•
Grille – Gloss Black with Granite inner (MAK)		•

STANDARD FEATURES AND OPTIONS		Enforcer
CPOS		2BZ (3.6L V6)/22Z (5.7L V8)
EXTERIOR FEATURES (CONTINUED)		
Licence Plate Brow – Chrome, with Dodge logo, licence plate lamps and lock button (MDA)		•
Liftgate Spoiler – Body-colour; includes Centre High-Mounted Stop Lamp (CHMSL)		•
Lighting – Automatic headlamps (on/off) actuate when ambient light is at low levels; includes headlamps-on-with-wipers feature (LMG)		•
– Black headlamp bezels (MFA)		•
– LED daytime running headlamps (LMZ)		•
– LED low-/high-beam headlamps (LM6)		•
Mirrors – Power, manual-folding with heating element (GYS)		•
Sill Mouldings – Accent-colour with Bright insert (MRF)		•
Wheel Lip Mouldings – Accent-colour (MRD)		•
Wheels – 18-inch Technical Grey (WP1)		O
– 18-inch Black steel with Bright hub caps (WBN)		•
Wiper System – Front, automatic rain-sensitive (JHC)		•
– Rear, with fixed intermittent and continuous speeds, with washer (JHB)		•
INTERIOR FEATURES		
7-inch Thin Film Transistor (TFT) Reconfigurable Digital Gauge Cluster – Includes custom-programmable features (JAJ)		•
Air Conditioning – Tri-Zone Automatic Temperature Control; includes infrared sensors and rear-seat outlets (HAH)		•
Cargo Area – Carpeted, with storage tray and cargo tie-down loops in floor, driver’s-side storage bin and 12-volt auxiliary power outlet (CKT/CLG/CKN/JJM/LBC)		•
Consoles – Full-length front floor with two illuminated cup holders and two-tier armrest storage (CUF)		O
– Overhead front with two LED map lamps and dome lamp with Red and White lighting (CUN)		•
Dodge Air Filtration System (JMA)		•
Floor – Vinyl covering, Black (CKJ)		•

• = Standard. O = Optional. P = Available with Package noted. F = Fleet only.

# 2025 DODGE DURANGO ENFORCER

STANDARD FEATURES AND OPTIONS		Enforcer
CPOS	2BZ (3.6L V6)/22Z (5.7L V8)	
INTERIOR FEATURES (CONTINUED)		
Lighting – Glove box lamp, front fixed LED map lamps, second-row directional LED map lamps, courtesy door lamps, overhead console, rear-passenger overhead reading/courtesy lamps, cargo compartment lamp, Sapphire Blue interior switch lighting, and Sapphire Blue ambient LED lighting for the front door, inside handles and map pockets	•	
Mini Police Console (CZX)	•	
Power Outlets – Two 12-volt, located on the instrument panel and in the rear cargo compartment (JKP/JJM)	•	
Rear Air Conditioning with Headliner Vents and Rear-Seat Controls (HBB)	•	
Rearview Mirror – Day/night (GNK)	•	
Seating – Five-passenger configuration (CYD)	•	
Seats – Bucket with Carolina Mesh/Shift cloth in Black (*C5)	•	
– Cloth bucket with rear vinyl (*A7)	O	
– Power-adjust eight-way driver’s and manual-adjust passenger (JPR)	•	
– Power four-way driver’s lumbar-adjust (JPU)	•	
– Front-passenger fold-flat (CDW)	•	
Seats, Second-Row – 60/40-split with head restraints <sup>(21)</sup> for the outboard seating positions (CFN)	•	
Steering Wheel – Premium-wrapped, with audio and speed controls (RDZ)	•	
– Tilt/telescoping steering column (SUD)	•	
UCONNECT® MULTIMEDIA		
Media Hub – Includes two USB ports and an auxiliary jack (RSF)	•	
Speakers – Six (two instrument-panel-mounted 2.5-inch tweeters, two front-door 6- x 9-inch full-range speakers and two rear-door 6.5-inch full-range speakers) (RCG)	•	
Uconnect 4 with 8.4-inch Display – Includes Apple CarPlay™ integration and Android Auto™ capability <sup>(6)</sup> and Integrated Voice Command <sup>(13)</sup> (UCM)	•	
Uconnect 5 NAV with 10.1-inch Display – Includes Apple CarPlay integration and Android Auto capability <sup>(6)</sup> and Integrated Voice Command <sup>(13)</sup> (UEN)	O	

STANDARD FEATURES AND OPTIONS		Enforcer
CPOS	2BZ (3.6L V6)/22Z (5.7L V8)	
SAFETY & SECURITY		
Air Bags <sup>(19)</sup> – Advanced multistage and driver’s and front-passenger; inflate with a force appropriate to the severity of the frontal or near-frontal impact (CG3)	•	
– Advanced side-curtain; provide additional protection to front and rear outboard occupants in the event of a rollover (CJ5)	•	
– Advanced supplemental front-seat-side; provide additional protection in the event of a side-impact collision (CGS)	•	
– Driver’s-side inflatable knee bolster (CGY)	•	
Blind-Spot Monitoring (BSM) <sup>(2)</sup> and Rear Cross-Path Detection System <sup>(2)</sup> (XAN)	•	
Electronic Stability Control (ESC) <sup>(3)</sup> – Includes Vehicle Stability Management System, Electronic Roll Mitigation, All-Speed Traction Control, Brake Assist and four-channel Antilock Brake System (ABS) (BNB)	•	
Hill Start Assist – Prevents vehicle from rolling back for two seconds when starting on an incline (BNG)	•	
Keyless Enter ‘n Go™ – Push-button ignition system with proximity entry: driver can leave the key fob in pocket or purse; the doors are unlocked by touching the exterior door handle, and the vehicle will start with the push of a button on the instrument panel when the brake pedal is depressed (GX4)	•	
ParkView® Rear Back-Up Camera <sup>(2)</sup> – Includes Park-Sense® Rear Park Assist <sup>(2)</sup> (XAC/XH3)	•	
Ready Alert Braking – Anticipates situations when the driver may initiate an emergency stop and uses the ESC <sup>(3)</sup> pump to set the brake pads against the rotors, decreasing the time required for full brake application (BHD)	•	
Sentry Key® Antitheft Engine Immobilizer – Electronic transponder in key determines if valid key is being used to start the vehicle (GXX)	•	
Trailer Sway Control – Works in tandem with ESC <sup>(3)</sup> to help improve handling in adverse towing conditions caused by crosswinds and traffic (BNT)	•	
PACKAGE/EQUIPMENT GROUP		
Skid Plate Group – Includes skid plates for the fuel tank, transfer case and front suspension (ADL)	O	

• = Standard.   O = Optional.   P = Available with Package noted.   F = Fleet only.



2024 RAM HEAVY DUTY SPECIAL SERVICE VEHICLE



SELECT FEATURES

- 6.4L HEMI® V8 engine / 8HP75 8-speed Automatic transmission
- Alternator – 220-amp
- Automatic headlamps
- Battery – 730-amp, maintenance-free
- Class V hitch receiver
- Driver's- and passenger-side assist handles
- Four-wheel antilock disc brakes
- Locking tailgate
- Power recirculating ball steering
- Ram Air Filtration System
- Rear axle – 11.5-inch
- Tilt steering column
- Tinted glass, all windows
- Trailer-tow harness – Four-/seven-pin connector
- Variable/intermittent windshield wipers

SAFETY & SECURITY

- Air bags<sup>(9)</sup> – Multistage driver's and front-passenger, supplemental side-curtain and side-seat
- Dynamic front crumple zones and side-impact door beams
- Electronic Stability Control (ESC)<sup>(3)</sup> System – Includes Brake Assist, Electronic Roll Mitigation, Hill Start Assist, Rain Brake Support, Ready Alert Braking, Full-Function All-Speed Traction Control and Trailer Sway Control
- Enhanced Accident Response System

- ParkView® Rear Back-Up Camera<sup>(2)</sup>
- Sentry Key® Theft Deterrent System
- Tire Pressure Information System (3500 models)
- Tire Pressure Monitoring System with display (2500 only)

AVAILABLE FLEET FEATURES

- \*V9 cloth bench seat option for Tradesman®
- Front fog lamps for Tradesman
- Low-volume paint options
- Mopar® Black Tubular Side Steps for Tradesman
- Mopar Under-Rail Box Bedliner
- Park-Sense® Front/Rear Park Assist<sup>(2)</sup> for Tradesman
- Two additional key fobs for Tradesman

Engines	Horsepower	Torque
6.4L HEMI V8	410 hp @ 5600 rpm	429 lb-ft @ 4000 rpm
6.7L Cummins® Turbo Diesel	370 hp @ 2800 rpm	850 lb-ft @ 1700 rpm
6.7L High Output Cummins Turbo Diesel (3500 only)	420 hp @ 2800 rpm	1075 lb-ft @ 1800 rpm

Towing, kg (lb)	
Maximum Towing	
– 2500	9063 (19,980)
– 3500	15,717 (34,650)

RAM 2500 EXTERIOR DIMENSIONS, mm (in)			
All specs are for base models only.	Regular Cab		Crew Cab
	8' Box	6'4" Box	8' Box
Overall Width	2120 (83.5)	2120 (83.5)	2120 (83.5)
Overall Height (4x4)	2037 (80.2)	2037 (80.2)	2035 (80.1)
Overall Length	5892 (232)	6067 (238.8)	6626 (260.8)
Track – Front	1745 (68.7)	1745 (68.7)	1745 (68.7)
Track – Rear	1729 (68.1)	1729 (68.1)	1729 (68.1)
Wheelbase	3561 (140.2)	3787.1 (149.1)	4293 (169)

RAM 3500 EXTERIOR DIMENSIONS, mm (in)					
All specs are for base models only.	Regular Cab		Crew Cab		
	8' Box	8' Box DRW	6'4" Box	8' Box	8' Box DRW
Overall Width	2120 (83.5)	2450 (96.5)	2120 (83.5)	2120 (83.5)	2450 (96.5)
Overall Height (4x4)	2042.2 (80.4)	2019 (79.5)	2039 (80.3)	2026 (79.8)	2015 (79.3)
Overall Length	5892 (232)	5892 (232)	6065.5 (238.8)	6626 (260.8)	6626 (260.8)
Track – Front	1719 (67.7)	1719 (67.7)	1719 (67.7)	1719 (67.7)	1719 (67.7)
Track – Rear	1703 (67.1)	1927 (75.9)	1704.3 (67.1)	1704.3 (67.1)	1927 (75.9)
Wheelbase	3560 (140.2)	3560 (140.2)	3785 (149)	4300 (169.3)	4300 (169.3)

INTERIOR DIMENSIONS, mm (in)		
Ram Interiors	Regular Cab	Crew Cab
Headroom (front / rear)	1011 (39.8)	1038 (40.9) / 1010 (39.8)
Hip Room (front / rear)	1598 (62.9)	1598 (62.9) / 1593 (62.7)
Shoulder Room (front / rear)	1675 (65.9)	1675 (65.9) / 1666 (65.6)
Legroom (front / rear)	1040 (40.9)	1040 (40.9) / 1022 (40.2)
Seating Capacity (max occupants)	3	6

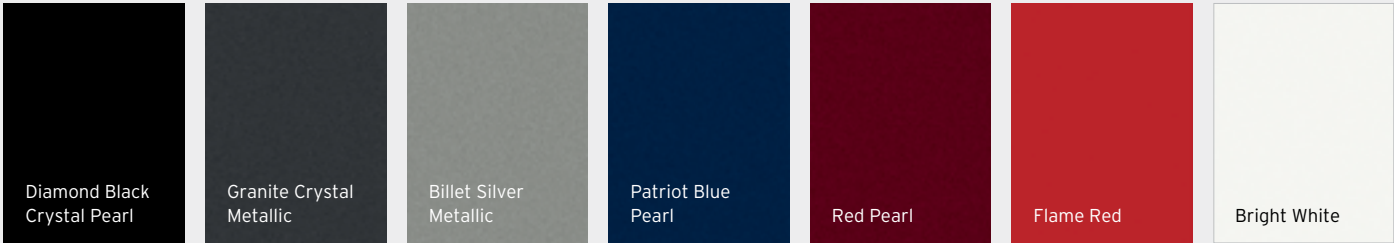
ALL RAM PICKUP BOXES, mm (in)	6'4" BOX	8' BOX
Maximum Length at Floor	1938 (76.3)	2496.8 (98.3)
Front of Box to End of Open Tailgate	2545 (100.2)	3053 (120.2)
Depth of Box/Open Tailgate	511.1 (20.1) / 511.1 (20.1)	513 (20.2) / 513 (20.2)
Cargo Volume, cu m (cu ft)	1628.2 (57.5)	2118.1 (74.7)
Width between Wheelhousings	1295.4 (51)	1295.4 (51)
Maximum Width, Wall-to-Wall	1686.9 (66.4)	1686.9 (66.4)

PAYLOAD, kg (lb)	
Maximum Payload	
– 2500	1669 (3680)
– 3500	3275 (7220)



2024 RAM HEAVY DUTY SPECIAL SERVICE VEHICLE

EXTERIOR PAINT COLOURS\*



\*Selections may not be available on all trim levels/models and may be limited/restricted based on availability.

STANDARD FEATURES AND OPTIONS		Tradesman®
CPOS		2TA
CONFIGURATIONS		
Body Model – Regular Cab 8'-box – 140.2-inch wheelbase (~62)		•
– Crew Cab 6'4"-box – 149.1-inch wheelbase (Single Rear Wheel (SRW) only) (~91)		O
– Crew Cab 8'-box – 169.1-inch wheelbase (~92)		O
Drive – 4x4 (2500/3500)		•
ENGINES / TRANSMISSIONS / AXLES		
6.4L HEMI® V8 with Variable Valve Timing (VVT)/Multi-Displacement System/8-speed Automatic (8HP75) (ESB/DFX)		•
– 11.5-inch rear axle/3.73 ratio (2500/3500 SRW; standard with DFX+AR9) (DRQ/DME)		•
– 11.5-inch rear axle/4.10 ratio (2500/3500 SRW; available if DFX+AR9; requires DSA) (DRQ/DMF)		O
– 11.5-inch rear axle/3.73 ratio (3500 Dual Rear Wheel (DRW); included with DFX+WLA) (DRX/DME)		P
– 11.5-inch rear axle/4.10 ratio (3500 DRW; available if DFX+WLA) (DRX/DMF)		O
6.7L Cummins® Turbo Diesel/6-speed Automatic (68RFE) (ETL/DG7)		O
– 11.5-inch rear axle/3.73 ratio (2500/3500 SRW; standard with DG7+AR9) (DRQ/DME)		•
– 11.5-inch rear axle/3.73 ratio (3500 DRW; included with DG7+WLA) (DRX/DME)		P
– 11.5-inch rear axle/4.10 ratio (3500 DRW; available if DG7+WLA) (DRX/DMF)		O
6.7L High-Output (HO) Cummins Turbo Diesel/6-speed Heavy-Duty Automatic (AISIN® AS69RC; 3500 only) (ETM/DF2)		O
– 12-inch rear axle/3.73 ratio (3500 SRW only; included with DF2+AR9) (DR7/DME)		P
– 12-inch rear axle/3.73 ratio (3500 DRW only; included with DF2+WLA) (DRC/DME)		P
– 12-inch rear axle/4.10 ratio (3500 DRW only; available if DF2+WLA) (DRC/DMF)		O/P
MECHANICAL FEATURES		
Alternators – Dual: 2x220-amp = 440-amp (diesel engines only) (XF7)		O
– Dual: 160- + 220-amp = 380-amp (gas engine only) (XF5)		O
– Single 220-amp (BAJ)		•

STANDARD FEATURES AND OPTIONS		Tradesman®
CPOS		2TA
MECHANICAL FEATURES (CONTINUED)		
Brakes – Brake Assist (BGE)		•
– Diesel exhaust brake (included with diesel engines) (NEN)		P
– Electronic Roll Mitigation (BNS)		•
– Electronic Stability Control (ESC) <sup>(3)</sup> (BNB)		•
– Hill Start Assist (BNG)		•
– Mechanical park brake		•
– Power-assisted four-wheel antilock (BRT)		•
– Ready Alert Braking (BHD)		•
– Traction Control (BNM)		•
– Trailer Sway Control (BNT)		•
Differential – Antispin rear (2500: available; required with 4.10 axle ratio and gas engine; 3500: standard) (DSA)		O/•
– Open (2500: standard; not available with 4.10 axle ratio; 3500: not available) (DS8)		•
Engine Thermal Management – Active grille shutters (MDX)		•
– Engine block heater (included with Cold Weather Group on diesel engines) (NHK)		O/P
– Engine cooling, heavy-duty (included with diesel engines) (NMC)		P
– Front grille cover (included with Cold Weather Group) (XD6)		P
– Supplemental cabin heater (included with diesel engines) (HDB)		P
Fuel Tank – 106-litre (28-US gallon; included with Regular Cab with diesel engines) (NGC)		P
– 117-litre (31-US gallon; standard on Crew Cab with 6'4" box) (NFT)		•
– 121-litre (32-US gallon; standard on Regular Cab and Crew Cab with 8' box) (NFX)		•
– 189-litre (50-US gallon; available on Crew Cab with 8' box) (NFC)		O
Shocks – Front, heavy-duty - Frequency Selective Damping valving (SFB)		•
– Rear, heavy-duty - Frequency Selective Damping valving (SGB)		•
Skid Plates (4x4) – Transfer case (XEF)		•

• = Standard. O = Optional. P = Available with Package noted. F = Fleet only.

2025 RAM HEAVY DUTY SPECIAL SERVICE VEHICLE

	Tradesman®
STANDARD FEATURES AND OPTIONS	
CPOS	2TA
MECHANICAL FEATURES (CONTINUED)	
Start Control – Keyless push-button start (GX4)	•
Steering – Power, recirculating ball (SBE)	•
Suspension – Auto-Level Rear Air Suspension (SEB)	O
– Rear Hotchkis leaf-spring (3500 only)	•
– Rear link with coil springs (2500 only)	•
– Stabilizer bar, front, standard (SHA)	•
– Three-link front	•
Tow Hooks – Black - 2500 (XEA)	•
– Black - 3500 (XEA)	•
Trailer Tow – Class V hitch receiver (20K 2500/23K 3500) (XFR)	•
– Four-pin trailer harness plug, rear bumper (combination receptacle with seven-pin) (XFU)	•
– Mopar® Fifth-Wheel Hitch, 20K lb (requires Fifth-Wheel/Gooseneck Prep Group) (XML)	O
– Mopar Fifth-Wheel Hitch, 30K lb (3500 only; requires Fifth-Wheel/Gooseneck Prep Group) (XNH)	O
– Seven-pin trailer harness plug, rear bumper (combination receptacle with four-pin) (XFK)	•
Transfer Cases (4x4 only) – Electronic shift-on-the-fly (DK3)	O
– Manual shift-on-the-fly (DK1)	•
Upfitter Module – Upfitter Electronic Monitoring Module (Vehicle System Interface Module (VSIM)) (XXS)	•
EXTERIOR FEATURES	
Bed Step, Rear, Deployable – Mopar (included with Bed Utility Group) (MDN)	P
Bedliner – Spray-in (included with Bed Utility Group) (XMF)	O/P
Bumpers – Black-painted, front (MBI)	•
– Black-painted, rear (MBN)	•
– Chrome, front (included with Chrome Appearance Group on Tradesman) (MCT)	P
– Chrome, rear (included with Chrome Appearance Group on Tradesman) (MBF)	P
Centre High-Mounted Stop Lamp (CHMSL) – Lamp (incandescent) with cargo-box illumination (LPE)	•
– LED with camera (included with Towing Technology Group) (LPD)	O/P
Clearance Lamps, LED – Box- and rear-fender-mounted (included with 3500 Dual Rear Wheel (DRW)) (LND)	P
– Cab-mounted (available on 2500 and 3500 Single Rear Wheel (SRW); included with 3500 DRW and Snow Chief Group) (LNC)	O/P
Fog Lamps – Halogen (LNJ)	F
Grilles – Chrome upper header/lower appliqué (included with Chrome Appearance Group on Tradesman) (MNQ)	P
– Matte Black-painted upper header/lower appliqué (MM5)	•
– Tradesman grille with Chrome nostrils (included with Chrome Appearance Group) (MAF)	P
– Tradesman grille with Matte Black-painted nostrils (MFF)	•
Headlamps/Taillamps – Auto High-Beam Headlamp Control (included with Safety Group) (LMS)	P
– Automatic headlamps (LMG)	•
– Base quad-halogen headlamps (LME)	•

	Tradesman®
STANDARD FEATURES AND OPTIONS	
CPOS	2TA
EXTERIOR FEATURES (CONTINUED)	
Headlamps/Taillamps (continued) – Incandescent taillamps (LA6)	•
– Low-beam daytime running lamps (DRLs) (LM1)	•
– Premium LED taillamps (Red Opaque centre; included with Blind-Spot Monitoring (BSM) <sup>(2)</sup> ) (LAY)	P
Lighting – Pickup box (included with Bed Utility Group) (LPL)	P
Mirrors, Exterior – Trailer-tow, Black, heated, power-adjust for flat and convex mirrors, and manual-adjust for folding and telescoping; includes mirror running lights, courtesy lamps and supplemental turn signals (included with L1 and L2 Groups) (GT2)	P
– Trailer-tow, Black, heated, power-adjust for flat and convex mirrors, and power-adjust for folding and telescoping; includes mirror running lights, courtesy lamps, supplemental turn signals and forward/reverse utility lights (included with Towing Technology Group; requires L1 Group) (GT3)	O/P
– Trailer-tow, Black with manual-adjust for flat and convex mirrors, and manual-adjust for folding and telescoping (GT1)	•
Paint – Monotone (APA)	•
Side Steps/Running Boards – Side steps, Black, tubular, cab-length (MRU)	O/F
– Side steps, Chrome, flat, cab-length (Crew Cab only; requires Chrome Appearance Group on Tradesman) (MRS)	O
– Side steps, Chrome, flat, wheel-to-wheel (Crew Cab and SRW applications only; requires Chrome Appearance Group on Tradesman) (MR5)	O
– Side steps, Chrome, tubular, cab-length (Regular Cab only) (MRT)	O
Tailgate – Locking (XJJ)	•
Tie-Downs – Lower, fixed, boat-style (four)	•
Tonneau Cover – Soft tri-fold (CS7)	O
Windshield Wipers – Rain-sensitive (included with Safety Group) (JHC)	P
– Variable/intermittent (JHA)	•
INTERIOR FEATURES	
Air Conditioning – Dual-Zone Automatic Temperature Control (included with Convenience Group) (HAF)	P
– Manual Temperature Control; base (HAA)	•
Auxiliary Pass-Through Wires (quantity four) (BC3)	•
Auxiliary Switches – Instrument panel-mounted (LHL)	•
Consoles and Storage – Close-out panel, in-floor storage (Crew Cab only) (CUH)	•
– Overhead console (incandescent lighting; included with L1 Group on Regular Cab) (CUN)	P/•
– Storage, behind-seat (Regular Cab) (CU3)	•
– Storage, floor-mounted tray (included with bench seat only) (CUY)	P
– Storage, rear underseat compartment (Crew Cab only) (CUE)	•
Door Locks – Manual (Regular Cab only) (JE8)	•
– Powered and speed-sensitive (included with L1 Group on Tradesman Regular Cab; standard on Crew Cab) (JPH)	P/•
– Remote Keyless Entry (included with L1 and L2 Groups on Tradesman Regular Cab; standard on Crew Cab; requires power locks; deletes manual lock cylinder from passenger side on 2TA) (GXM)	P/•
Instrument Cluster, Display – 3.5-inch Driver Information Display (DID), colour (JAK)	•
– 7-inch DID, colour (included with Safety Group on Tradesman) (JAL)	P

2025 RAM HEAVY DUTY SPECIAL SERVICE VEHICLE

	Tradesman®
STANDARD FEATURES AND OPTIONS	
CPOS	2TA
INTERIOR FEATURES (CONTINUED)	
Mirror – Rearview, 3.0 digital (included with Trailer Technology Group) (GNQ)	O
– Rearview, auto-dimming (included with Convenience Group) (GNK)	P
– Rearview, digital (dedicated camera located in Centre High-Mounted Stop Lamp (CHMSL); included with Tow-Mode Digital Rearview Mirror Package) (GRG)	P
Off-Road Pages Application in Radio (included with UBL and UBL radios) (JA8)	P
Pedals – Non-adjustable (XA8)	•
Seats – Cloth 40/20/40 split-bench front with manual-adjust and folding rear bench on Crew Cab (included with L2 Group) (*V9)	F/P
– Heavy-duty vinyl 40/20/40 split-bench front with manual-adjust and folding rear bench (Crew Cab) (*TX)	•
Speed Control – Adaptive Cruise Control (ACC) with Stop <sup>(2)</sup> (included with Safety Group) (NH3)	P
– Cruise control (NHM)	•
Steering Wheels – Audio controls (included with leather-wrapped steering wheels) (RDZ)	P
– Leather-wrapped (included with Safety Group) (SCV)	P
– Urethane (SCF)	•
Windows – Manual (Regular Cab only) (JF8)	•
– Power, front one-touch down (Regular Cab; included with L1 Group) (JPY)	P
– Power, front one-touch up/down (Crew Cab) (JP3)	•
– Rear, fixed (GJD)	•
– Rear, manual-sliding (Regular Cab only; included with L2 Group) (GFD)	O/P
– Rear, power-sliding (Crew Cab only; included with L2 Group) (GFE)	P
– Rear window defroster (included with L2 Group; available with fixed rear glass on Tradesman) (GFA)	O/P
UCONNECT® MULTIMEDIA	
Active Noise Control System (included with gas and diesel engines on Crew Cab models; requires L1 Group on Regular Cab models equipped with diesel engines; not available on Regular Cab models with gas engines) (JLW)	P
Compass – Compass and temperature display (in radio) (JFJ)	•
– GPS antenna input on radio (JLP)	•
Connected Travel and Traffic Services <sup>(7)</sup> (included with NAV radios) (RTV)	P
Connectivity, Radio – Android Auto™ capability <sup>(6)</sup> (included with 8.4-inch and 12-inch radios) (RF5)	P
– Apple CarPlay™ integration <sup>(6)</sup> (included with 8.4-inch and 12-inch radios) (RFP)	P
– Auxiliary input, headphone jack	•
– Front Media Hub (one fully functional USB, one charging-only USB and one auxiliary input; each USB connection is a Type-A/-C USB pair) (RSF)	•
– Single-remote USB port – Charging only (centre armrest, Type-A) (RS3)	•
Power – 12-volt DC auxiliary power point (JJJ)	•
– 400-watt inverter (included with JKV 115-volt outlet) (XHR)	P
– Accessory delay	•
– Exterior 115-volt, 400-watt outlet (three-prong, located in driver’s-side pickup box inner; included with front 115-volt, 400-watt outlet; not available with Box Delete) (XBE)	P
– Front 115-volt, 400-watt outlet (three-prong; requires L1 Group) (JKV)	O

	Tradesman®
STANDARD FEATURES AND OPTIONS	
CPOS	2TA
UCONNECT MULTIMEDIA (CONTINUED)	
Ram Connect <sup>(8)</sup> – SOS <sup>(23)</sup> /assist/cell connection (included with 5-inch radio) (RT1)	•
SiriusXM® <sup>(10)</sup> (included with L2 Group and 8.4-inch radios) (RSD)	P
SiriusXM with 360L <sup>(10)</sup> (included with NAV radios) (RTU)	P
Speaker Systems, Audio – Base four-speaker system (standard on Regular Cab Tradesman only) (RCD)	•
– Base six-speaker system (standard on Crew Cab) (RCG)	•/O
Systems – Uconnect 3 with 5-inch touchscreen display (UCA)	•
– Uconnect 5 with 8.4-inch touchscreen display (requires L1 Group on Tradesman) (UED)	O
– Uconnect 5 NAV with 8.4-inch touchscreen display (requires Convenience Group) (UEL)	O
– Uconnect 5 NAV with 12-inch touchscreen display (requires L1 Group and Convenience Group) (UEQ)	O
Uconnect Voice Command <sup>(13)</sup> (XRB)	•
TIRES	
Tires – Single Rear Wheels (SRW) – LT245/70R17E BSW All-Season (A/S) (2500 only) (TWD)	•
– LT275/70R18E BSW A/S (included with Chrome Appearance Group on Tradesman with 18-inch steel wheels) (TCN)	P
– LT275/70R18E OWL All-Terrain (A/T) On-/Off-Road (included with Snow Chief Group) (TCP)	O/P
Tires – Dual Rear Wheels (DRW) – LT235/80R17E BSW A/S (TV2)	•
– LT235/80R17E OWL On-/Off-Road (TV3)	O
Spare Tire – Carrier (TBM)	•
– Full-size (TBB)	•
– Full-Size Delete (included with Box Delete) (TBF)	P
– Full-size, add (requires Box Delete) (TBE)	O
SAFETY, SECURITY & CONVENIENCE	
Air Bags <sup>(19)</sup> – Advanced multistage front (CG3)	•
– Supplemental side-curtain (CGS)	•
– Supplemental side-seat (CJ1)	•
Cameras – Auxiliary (Trailer) Camera Prep provides in-cab wiring, camera HDMI in radio, seven-/12-pin rear-bumper connector and/or seven-/12-pin pickup bed connector (requires L1 Group and Trailer Brake Controller; Auxiliary Camera <sup>(2)</sup> available separately as Mopar® Accessory) (XFQ)	O
– Auxiliary (Trailer) Camera System; <sup>(2)</sup> Wired (Mopar Accessory available at retailer; requires 8.4-inch or 12-inch radio and Auxiliary (Trailer) Camera Prep; single-camera compatibility; not available with CHMSL camera without Surround-View Camera System <sup>(1)</sup> )	O
– Cargo-View Centre High-Mounted Stop Lamp (CHMSL) Camera <sup>(1)</sup> and cargo-box illumination (includes dynamic centreline with Surround-View Camera System <sup>(1)</sup> ; requires L1 Group and 8.4-inch or 12-inch radio; not available with incandescent CHMSL or Regular Cab; included with Towing Technology Group) (LPD)	O/P
– ParkView® Rear Back-Up Camera <sup>(2)</sup> (not available with Surround-View Camera System <sup>(1)</sup> ) (XAC)	•
– Surround-View Camera System <sup>(1)</sup> (included with Towing Technology Group; requires Cargo-View Centre High-Mounted Stop Lamp (CHMSL) Camera <sup>(1)</sup> ; not available with Pickup Box Delete or Regular Cab) (XAK)	P
– Trailer Surround-View Camera System <sup>(1)</sup> (requires Towing Technology Group) (XN1)	O

• = Standard.   O = Optional.   P = Available with Package noted.   F = Fleet only.

2025 RAM HEAVY DUTY SPECIAL SERVICE VEHICLE

	Tradesman®
STANDARD FEATURES AND OPTIONS	
CPOS	2TA
SAFETY & SECURITY	
Adaptive Cruise Control (ACC) with Stop <sup>(2)</sup> (included with Safety Group) (NH3)	P
Adaptive Steering – Variable Steering Effort System (included with LAS) (SJE)	P
Back-Up Alarm – Audible alarm when vehicle is in Reverse (XAW)	O
Blind-Spot Monitoring (BSM) <sup>(2)</sup> and Rear Cross-Path Detection System <sup>(2)</sup> (includes LED taillamps; included with Safety Group and Towing Technology Group; requires L1 Group) (XAN)	O/P
DOT Safety Kit (ACL)	O
Full-Speed Forward Collision Warning Plus <sup>(2)</sup> – With Automatic Emergency Braking <sup>(4)</sup> (included with Safety Group) (LSU)	P
Hill Descent Control (Crew Cab only; included with Off-Road Package) (BNH)	P
Lane Departure Warning Plus <sup>(2)</sup> – Includes Adaptive Steering System (included with Safety Group) (LAS)	P
LATCH – Child Seat Anchor System (CGU)	•
Parking Sensors – Park-Sense® Front and Rear Park Assist <sup>(2)</sup> (XAG)	F
– Park-Sense Rear Park Assist <sup>(2)</sup> (XAA)	O
Restraints <sup>(21)</sup> – Front, height-adjustable three-point seat belts (outboard positions only) (CGD)	•
Security – Sentry Key® Theft Deterrent System - Engine immobilizer (GXX)	•
Tire Pressure Monitor – Selectable Tire-Fill Alert (included with 8.4-inch and 12-inch radios) (LA5)	P
– Tire-Fill Alert (LAW)	•
– Tire Pressure Information System, cluster display (3500 only) (XBT)	•
– Tire Pressure Monitoring System, cluster display (2500 only) (XGM)	•
Trailer Brake Controller – Electronic Trailer Brake Controller (ITBM) (XHC)	O
Trailer-Light Check Out (cluster-activated routine; packaged with Trailer Brake Controller (XHC)) (JJ1)	P
Trailer Reverse Guidance <sup>(2)</sup> (included with Towing Technology Group; requires 8.4-inch or 12-inch radio) (XPU)	P
Trailer Reverse Steering Control <sup>(2)</sup> (included with Trailer Technology Group) (XA1)	P
Trailer Tire Pressure Monitoring System (including four trailer tire sensors; requires 8.4-inch or 12-inch radio, Trailer Brake Controller (XHC) and L1 Group) (XG9)	O
EQUIPMENT GROUPS	
Tradesman Level 1 Equipment Group (L1) – Includes overhead console, one-touch down power windows, speed-sensitive power door locks, premium vinyl door trim, GT2 exterior mirrors and Remote Keyless Entry (A61)	O
Tradesman Level 2 Equipment Group (L2) – Includes L1 Group, *V9 cloth seats, carpet floor covering, carpeted floor mats, manual-sliding rear window (Regular Cab only), power-sliding rear window (Crew Cab), rear window defroster (Crew Cab only) and SiriusXM® <sup>(10)</sup> (A6B)	O

	Tradesman®
STANDARD FEATURES AND OPTIONS	
CPOS	2TA
APPEARANCE PACKAGE	
Chrome Appearance Group – Includes Chrome headlamp bezels, Chrome front and rear bumpers, Chrome upper header/lower appliqué, Tradesman grille with Chrome nostrils, 18-inch Chrome-clad steel wheels (Single Rear Wheel (SRW)) and 17-inch Chrome-clad steel wheels (Dual Rear Wheel (DRW)) (AMP)	O
OPTION GROUPS	
Bed Utility Group – Includes LED bed lighting, spray-in bedliner and rear deployable bed step (available with L1 Group) (ANT)	O
Cold Weather Group – Includes engine block heater and winter front grille cover (diesel engines only) (ADE)	O
Convenience Group – Includes acoustic windshield, auto-dimming interior rearview mirror and Dual-Zone Automatic Temperature Control (requires NAV radio and L1 Group) (ADC)	O
DRW Group – Includes rear wheelhouse liners, cab-mounted LED clearance lamps, and box- and rear-fender-mounted LED clearance lamps (3500 only) (WLA)	O
Fifth-Wheel/Gooseneck Prep Group – Includes bed-mounted seven-pin connector (or seven-/12-pin connector if equipped with Auxiliary Camera Prep Group), mounting holes for fifth-wheel hitch and gooseneck ball, and mounting hole covers (requires Trailer Brake Controller) (AHU)	O
Off-Road Package – Includes front/rear Bilstein® shocks, transfer case skid plate, tow hooks, Hill Descent Control, All-Terrain (A/T) tires and off-road decal (2500 Crew Cab 4x4 only) (ARC)	O
Protection Group – Includes tow hooks and transfer case skid plate (4x4 only) (ADB)	O
Safety Group – Includes rain-sensitive windshield wipers, cluster with 7-inch Driver Information Display (DID), Auto High-Beam Headlamp Control, Full-Speed Forward Collision Warning Plus; <sup>(2)</sup> ACC with Stop; <sup>(2)</sup> Lane Departure Warning Plus; <sup>(2)</sup> leather-wrapped steering wheel, and BSM <sup>(2)</sup> and Rear Cross-Path Detection System <sup>(2)</sup> (requires Trailer Brake Controller) (AAU)	O
Snow Chief Group – Includes dual alternators rated at 380 amps for gas and 440 amps for diesel, antispin rear differential, instrument panel-mounted auxiliary switches, LED clearance lamps, LT275/70R18E OWL On-/Off-Road tires (if 18-inch wheels) and transfer case skid plate (not available with 4x2 or DRW models) (AD2)	O
Snow Plow Prep Group – Includes 220-amp alternator and transfer case skid plate (4x4 only) (AHD)	O
Towing Technology Group – Includes Surround-View Camera System; <sup>(1)</sup> Cargo-View Centre High-Mounted Stop Lamp (CHMSL) Camera <sup>(1)</sup> with dynamic grid lines, Trailer Reverse Guidance; <sup>(2)</sup> GT3 trailer-tow mirrors, and BSM <sup>(2)</sup> and Rear Cross-Path Detection System <sup>(2)</sup> (requires 8.4-inch or 12-inch radio; requires Trailer Brake Controller, L1 Group and Chrome Appearance Group on Tradesman) (AAN)	O
Tow-Mode Digital Rearview Mirror Package – Includes digital rearview mirror and tow-mode camera <sup>(2)</sup> (requires L1 Group) (AVF)	O
Trailer Technology Group – Includes 3.0 digital rearview mirror and Trailer Reverse Steering Control <sup>(2)</sup> (requires Towing Technology Group) (AVS)	O

• = Standard.   O = Optional.   P = Available with Package noted.   F = Fleet only.





FLEET & BUSINESS SOLUTIONS

©2024 FCA US LLC. All Rights Reserved. Chrysler, Dodge, Jeep, Ram, Wagoneer, HEMI, Mopar, SRT, the Chrysler wing design, the Jeep grille design, the Ram’s Head logo, Altitude, Big Horn, Command-Trac, CommandView, Compass, Durango, Durango Enforcer, Freedom Top, Gladiator, Grand Cherokee, Grand Cherokee Summit, KeySense, Laramie, Laredo, Mega Cab, Mojave, Overland, Pacifica, Park-Sense, ParkView, Power Wagon, Quad Cab, Quadra-Drive II, Quadra-Lift, Quadra-Trac, Quadra-Trac I, Quadra-Trac II, R/T, Ram Articulink, Ram ProMaster, RamBox, Rebel, Rock-Trac, Rubicon, Sahara, Selec-Speed, Selec-Terrain, Selec-Trac, Sentry Key, Sky One-Touch, Stow ‘n Go, Stow N Place, Stow ‘n Vac, SXT, Trac-Lok, Tradesman, Trail Rated, Trailhawk, Tru-Lok, Uconnect, Willys and Wrangler are registered trademarks, and Active-Level, FamCAM, Jeep Active Drive, Jeep Active Drive Low, Keyless Enter ‘n Go, Limited Longhorn, Pentastar, Pinnacle, Ram 1500 Classic Warlock, SafetyTec and Trail Rail are trademarks of FCA US LLC. FIAT is a registered trademark of FCA Group Marketing S.p.A., used under licence by FCA US LLC Photographs within this piece are for representation purposes only. Vehicle features listed are not all standard.

AISIN is a registered trademark of Aisin Seiki Co., Ltd. Alcantara is a registered trademark of Alcantara S.p.A. Alpine and the Alpine logo are registered trademarks of Alpine Electronics, Inc. All rights reserved. Amazon Fire TV is a registered trademark and Alexa is a trademark of Amazon.com Inc. Android, Android Auto, Blogger, YouTube, and other related marks and logos are trademarks of Google LLC. Apple and iPhone are registered trademarks, and Apple CarPlay is a trademark of Apple Inc., used under licence by FCA US LLC. BFGoodrich is a registered trademark of Goodrich Corporation. Bilstein is a registered trademark of August-Bilstein GmbH & Co. Blu-ray Disc is a registered trademark and Blu-ray is a trademark owned by Blu-ray Disc Association. Brembo is a registered trademark of Brembo SpA. Bridgestone and any Bridgestone products or service names are trademarks or registered trademarks of Bridgestone Corporation. Cummins is a registered trademark of Cummins, Inc. Dana is a registered trademark and Dana44 is a trademark of Dana Corporation. Facebook and logo are registered trademarks of Meta Platforms, Inc. Falken is a registered trademark of Sumitomo Rubber Industries, Ltd. Firestone is a registered trademark of Bridgestone Americas Tire Operations, LLC. FOX is a registered trademark of Fox Factory, Inc. Free2move is a registered trademark of Stellantis N.V. Goodyear and DuraTrac are registered trademarks of The Goodyear Tire & Rubber Company. harman/kardon is a registered trademark of Harman International Industries, Inc. Instagram is a registered trademark of Instagram, Inc. Katzkin is a registered trademark of Katzkin Leather Interiors, Inc. KONI is a registered trademark of KONI B.V. LinkedIn, the LinkedIn logo, the IN logo and InMail are registered trademarks or trademarks of LinkedIn Corporation and its affiliates in the United States and/or other countries. MAGNETI MARELLI is a trademark of Magneti Marelli S.p.A. McIntosh is a registered trademark of McIntosh Laboratory, Inc. Michelin is a registered trademark of Michelin North America, Inc. Nexen is a registered trademark of Nexen Tire Corporation. Pirelli is a registered trademark of Pirelli & C.S.p.A. ©2024 SiriusXM Canada Inc., “SiriusXM,” the SiriusXM logo, channel names and logos are trademarks of SiriusXM Radio Inc. and are used under licence. Sunrider is a registered trademark of Bestop, Inc. ©2023 Tenneco Inc. All rights reserved. Thatcham product names are trademarks of Thatcham. Torx is a registered trademark of the Camcar Corporation, division of Textron Industries. WARN is a registered trademark of Warn Industries, Inc. The X service marks (formerly Twitter) are the intellectual property of X Corp.

1. Always check entire surroundings visually before proceeding. 2. This is a driver convenience system, not a substitute for active driver involvement. The driver must remain aware of their surroundings and be prepared to take corrective action to avoid collisions. 3. No system can repeal the laws of physics or overcome careless driving actions. Performance is limited by available traction, which snow, ice and other conditions can affect. When the warning lamp flashes, the driver needs to use less throttle and adapt speed and driving behaviour to prevailing road conditions. 4. This system is an alert system for the front of the vehicle. It is not a substitute for active driver involvement. The driver must remain aware of traffic conditions and be prepared to use brakes to avoid collisions. 5. Traffic Sign Recognition is not a substitute for safe and attentive driving. Factors including weather and condition of the traffic sign can impact the recognition and display of the sign. Always check traffic signs visually while driving. 6. Driving while distracted can result in loss of vehicle control. Only use mobile phones and other devices, even with voice controls, when it is safe to do so. Requires compatible iPhone. See retailer for phone compatibility. Data plan rates apply. To use Android Auto on your phone screen, you'll need an Android phone running 6.0 or higher and the Android Auto app. To wirelessly use Android Auto on your car display, you need a compatible Android smartphone with an active data plan. You can check which smartphones are compatible at g.co/androidauto/requirements.

7. Vehicle must be enrolled with Brand Connect, be in an active and usable cellular range, and have an active subscription. 8. All vehicles properly equipped to receive connected services come with a 3-month trial of Assistance Package or Assistance + Navigation Package (if equipped), and up to 10 years of the Vehicle Performance Package, and the Safety and Security Package effective from the date of purchase or lease of a new vehicle. Enrolment in trial is required to receive services. Upon expiration of trial period, purchase of a subscription is required to continue or renew services. Services are available on equipped vehicles purchased within the United States, Canada and Puerto Rico. Services can only be used where cellular coverage is available. Terms apply. See the applicable Terms of Service for complete terms and conditions, including service limitations. 9. Vehicle must be in an active and usable cellular range and properly equipped with a Uconnect 5 or Uconnect 5 NAV system and Rear-Seat Entertainment Group. Requires a mobile device with Wi-Fi Hotspot service and a linked Amazon account. Wi-Fi data plan and streaming service subscriptions are not included; data charges and overage fees may apply. 9GB of user-available storage. Services are subject to change or withdrawal at any time, may not be available in all languages and may require separate subscriptions. 10. Certain features and/or content may not be available unless an active data connection is enabled in the vehicle. Content varies by SiriusXM subscription plan. Features and display may vary by vehicle. All SiriusXM services require a subscription, sold separately by SiriusXM after the trial period. Your SiriusXM service will automatically stop at the end of your trial unless you decide to subscribe. If you decide to continue service after your trial, the subscription plan you choose will continue and you will be charged according to your chosen payment method at then-current rates unless you cancel. Taxes apply. Please see the SiriusXM Customer Agreement at siriusxm.ca/terms for complete terms and how to cancel, which includes calling SiriusXM at 1-888-539-7474. All rates, content and programming are subject to change. SiriusXM uses personal information in accordance with SiriusXM Privacy Policy, available at siriusxm.ca/privacy. SiriusXM Canada Inc., “SiriusXM,” the SiriusXM logo, channel names and logos are trademarks of SiriusXM Radio Inc. and are used under licence. 11. Traffic Jam Assist requires the driver to keep his or her hands on the steering wheel at all times. This system is a driver convenience system, not a substitute for active driver involvement. The driver must remain aware of traffic conditions and maintain control of the vehicle. 12. Three-month/1GB trial included with the purchase or lease of a new vehicle. Upon expiration of the trial period, purchase of a subscription is required. Wi-Fi Hotspot available through third-party subscription. Requires Internet-enabled mobile device. See retailer for details. This feature is not intended for use by the driver while the vehicle is in motion. Always drive carefully. 13. Driving while distracted can result in loss of vehicle control. Only use mobile phones and other devices, even with voice commands, when it is safe to do so. 14. Vehicle must be enrolled with Brand Connect, be in an active and usable cellular range, have an active subscription, and properly equipped with a Uconnect 5 NAV system. Requires a Wi-Fi Hotspot data plan and linked Amazon account to run Alexa in the vehicle. 15. Never program while driving. GPS mapping and 3D navigation may not be detailed, available in all areas or reflect current road regulations. 16. Highway Assist System requires the driver to keep his or her hands on the steering wheel at all times. This system is a driver convenience system, not a substitute for active driver involvement. The driver must remain aware of traffic conditions and maintain control of the vehicle. 17. Based on *EnerGuide* highway fuel consumption ratings and fuel tank options. Government of Canada test methods used. Your actual fuel consumption will vary based on driving habits and other factors. Ask your retailer for the *EnerGuide* information. 18. Driving range based on manufacturer's estimate of combined fuel consumption ratings, fuel-tank capacity, full battery charge and hybrid mode. Your actual driving range will vary based on driving habits and other factors. Use for comparison purposes only. 19. The Advanced Front Air Bags in this vehicle are certified to the Federal regulations for Advanced Air Bags. Children 12 years old and younger should always ride buckled up in a rear seat. Infants in rear-facing child restraints should never ride in the front seat of a vehicle with a passenger front air bag. All occupants should always wear their lap and shoulder belts properly. 20. Vehicle must be locked and system activated for alarm to sound. 21. Always sit properly with the head restraint properly adjusted. Never place anything in front of the head restraint. 22. Not compatible with all garage door openers. 23. Vehicle must be enrolled with Brand Connect, be in an active and usable cellular range, and have an active subscription. An SOS Customer Care agent directs emergency assistance to your vehicle's location. 24. Be sure to follow all instructions in Owner’s Manual for removal of top, doors and lowering of windshield. Driving with doors off and windshield down is for off-road use only. 25. Driving while distracted can result in loss of vehicle control. Only use the interior camera when it is safe to do so. 26. Preset voice-to-text messaging and incoming text-message reading require a MAP-enabled phone. 27. Driving while distracted can result in loss of vehicle control. Only use the FamCAM interior camera when it is safe to do so.

