

STELLANTIS  
**PRONE**

# 2026 FLEET BUYER'S GUIDE

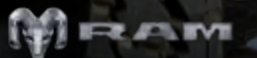


DODGE



FIAT

Jeep





## COMMERCIAL'S HIGH BAR: RAM PROFESSIONAL

Ram Professional is the Stellantis division that offers top-quality commercial vehicle products and customer support. It provides comprehensive professional services to help businesses thrive.

Ram Professional is built for those who power progress. Designed for trades, fleets and businesses that demand strength, durability and capability without compromise. Every truck and van is made to work harder, last longer and keep business moving.

Service support includes maintenance contracts, mechanical coverage and 24-hour roadside assistance. Electric Vehicles (EV) are covered with the Free2move Charge program, and businesses with rapidly changing needs will benefit from custom mobility solutions, such as vehicle rentals, subscriptions and mobile parking services.



### KNOW YOUR OPTIONS

Stellantis Fleet & Business Solutions is here to help you make the most of our fleet programs, processes and incentives. A call to our Fleet Information Centre at 1-800-463-3600 puts you in touch with representatives who will evaluate and recommend the best options available to you. Plus, by clicking on the links on this page, we're providing you direct access to the information, people and departments you need most.



[CONTACT US](#)

[FIND A SALES  
REPRESENTATIVE](#)

[INQUIRE ABOUT  
MAINTENANCE  
AND PARTS](#)

[CONTACT  
STELLANTIS  
FLEET](#)

|                |    |                        |    |                     |    |                       |    |                     |    |
|----------------|----|------------------------|----|---------------------|----|-----------------------|----|---------------------|----|
| RAM PROMASTER® | 14 | RAM 1500               | 19 | RAM HEAVY DUTY      | 29 | RAM CHASSIS CAB       | 37 | JEEP® GLADIATOR     | 46 |
| JEEP WRANGLER  | 53 | JEEP COMPASS           | 58 | JEEP GRAND CHEROKEE | 63 | JEEP GRAND CHEROKEE L | 68 | JEEP GRAND WAGONEER | 73 |
| DODGE DURANGO  | 75 | CHRYSLER GRAND CARAVAN | 80 | CHRYSLER PACIFICA   | 83 | DODGE CHARGER         | 87 | RAM PROMASTER EV    | 91 |

JEEP® WAGONEER S

| 95

FIAT® 500e

| 100

JEEP GRAND WAGONEER COMMAND  
OPERATIONS VEHICLE

| 102

DODGE DURANGO ENFORCER

| 104

RAM 1500 SSV


| 107

RAM HEAVY DUTY SSV

| 108

# GIVE YOUR FLEET PREFERRED STATUS

Stellantis Fleet & Business Solutions offers its members access to world-class vehicle lineups across five capable and trusted brands (Chrysler, Dodge, Jeep®, Ram and FIAT®), as well as exclusive discounts, incentives and exceptional priority service. With Stellantis Fleet, you are always first in line.



To become a Fleet member, you must currently be operating five or more vehicles, be looking to purchase a minimum of five vehicles or have a valid GST number. If eligible, contact your local retailer to apply for a FAN, which unlocks exclusive discounts, programs and perks.

Once you have received your FAN, you will be eligible to enrol for a web ID. This ID gives you access to our customer hub where you can stay up to date on your vehicle orders and member news.

## FLEET POWERTRAIN CARE 5-YEAR/100,000-KILOMETRE LIMITED WARRANTY EXTENSION\* (\$0 DEDUCTIBLE)

Chrysler, Dodge, Jeep, Ram and FIAT vehicles are backed by a 5-year or 100,000-kilometre\* fully transferable Powertrain Limited Warranty with \$0 deductible, plus 24-hour roadside assistance.†



**OUR PROGRAMS ARE DESIGNED  
WITH THE FLEET CUSTOMER IN MIND**



# FREE2MOVE: FULL-RANGE MOBILITY SUPPORT

## WE MAKE ELECTRIC VEHICLE (EV) CHARGING EASY

The Free2move Charge ecosystem of simple-to-use Electric Vehicle (EV) charging solutions helps you stay charged and ready. Free2Move Charge Business empowers companies of all sizes with turnkey EV charging hardware, software and services – whether at the depot, at an employee’s home or on the go.

## CHARGING SOLUTIONS FOR PROFESSIONALS

Our business suite includes products and services that simplify and economize EV driving for business. We ensure fast and cost-effective charging on-site, allowing you to manage access and monitor consumption. Your customized solution is installed to meet your on-site specifications, and our maintenance services have your need for consistent power covered. Turnkey solutions for at-home installation include a plug-in (220-volt) or hardwired charging station and charging-cost reporting.

## FREE2MOVE BUSINESS ADVANTAGES

- Custom Solutions: Ecosystems tailored to support your fleet size, charging location and other business needs
- Business Facilities: We’ll coordinate chargers, installation, charging management software and maintenance services
- Employees’ Homes: Our coverage sometimes begins at home, providing chargers, preferred partner installation and charging-cost reportings
- Charging on the Go: Enjoy access to a nationwide network of reliable EV charging stations with one, intuitive phone app. With it, you’ll find locations, power capabilities, cost, session notifications, payment options, nearby amenities, charging history and more
- Advisory Services: Get expert, tailored support each step of the way as you take your entire business fleet into the future



## OUR PROMISE

Our “Always Be Charged” Commitment: We believe that Free2Move Charge unlocks the potential of EV driving. Our user-friendly solutions cover all your needs, offering advanced charging options and services accessible from your smartphone – anywhere and anytime. Join the Free2move Charge ecosystem and discover how we’re making it easy to Always Be Charged.



# THE FUTURE OF STELLANTIS FLEET

## ► STELLANTIS TECHNOLOGY

Stellantis is working to reimagine mobility as we know it today and set new benchmarks in our fast-evolving industry.

Shaping the future of mobility means offering innovative and sustainable products and solutions that meet the evolving needs of both customers and the planet.

Through a host of integrated technologies, we are working to satisfy all types of transportation requirements with vehicles that are both attractive and affordable to customers around the world while at the same time helping to reduce CO2 emissions.



## ► INTELLIGENT VEHICLES

Software is driving an unprecedented transformation in the automotive industry, one that will progressively integrate flexible and customized mobility into our daily lives.

Stellantis has a comprehensive software strategy through which we are reinventing how vehicles are designed, engineered and operated. This enables us to transform the mobility solutions we offer, making them even more customer-centric and connected.

## ► AUTONOMOUS DRIVING

Stellantis is developing Level 2 autonomous driving solutions for the road, and many of our vehicles are already equipped with innovative Advanced Driver Assistance Systems (ADAS).

Building on this, we are working with leading technology partners on further advances in automation to help bring safer and more sustainable mobility to our customers.

# TECHNOLOGY AVAILABILITY

## TRUCKS / COMMERCIAL

## SUV / CROSSOVERS

## CARS / MINIVANS

## HEV / EV

## LAW ENFORCEMENT

### SAFETY/SECURITY

270° Surround-View Camera System<sup>(1)</sup>

360° Surround-View Camera System<sup>(1)</sup>

Active Driving Assist System<sup>(2)</sup>

Active Lane Management System<sup>(2)</sup>

Adaptive Cruise Control (ACC)<sup>(2)</sup>

ACC with Stop<sup>(2)</sup>

ACC with Stop and Go<sup>(2)</sup>

Auto High-Beam Headlamp Control

Blind-Spot Monitoring (BSM)<sup>(2)</sup> and Rear Cross-Path Detection System<sup>(2)</sup>

BSM<sup>(2)</sup> and Rear Cross-Path Detection with Trailer Detection System<sup>(2)</sup>

Cargo-View Centre High-Mounted Stop Lamp (CHMSL) Camera<sup>(1)</sup>

Crosswind Assist

Drowsy-Driver Detection System<sup>(2)</sup>

Electronic Park Brake

Electronic Roll Mitigation

Electronic Stability Control (ESC)<sup>(3)</sup>

Evasive Steer Assist<sup>(2)</sup>

Front Camera Washer

Front Tire-to-Curb Camera Monitor<sup>(2)</sup>

Full-Speed Forward Collision Warning Plus<sup>(2)</sup>

Hands-Free Active Driving Assist System<sup>(2)</sup>

High-Speed Overtake Warning

Hill Start Assist

Intelligent Speed Assist (ISA)<sup>(2)</sup>

Intersection Collision Assist System<sup>(4)</sup>

Lane Departure Warning Plus<sup>(2)</sup>

Lane Departure Warning with Lane Keep Assist<sup>(2)</sup>

LED Front Fog Lamps with Cornering Function

LED Headlamps/Taillamps

Multi-Collision Braking

Night-Vision Pedestrian/Animal Detection<sup>(4)</sup>

Park-Sense® Automated Parking System<sup>(2)</sup>


Park-Sense Front/Rear Park Assist System<sup>(2)</sup>

Park-Sense Front/Rear Park Assist System with Stop<sup>(2)</sup>

Park-Sense Front/Rear/Side Park Assist System<sup>(2)</sup>

|  | Ram ProMaster® | Ram 1500 | Ram 2500/3500 Heavy Duty | Ram 3500/4500/5500 Chassis Cab | Jeep® Gladiator | Jeep Wrangler | Jeep Compass | Jeep Grand Cherokee | Jeep Grand Cherokee L | Jeep Grand Wagoneer | Dodge Durango | Chrysler Grand Caravan | Chrysler Pacifica | Dodge Charger | Ram ProMaster EV | Jeep Wagoneer S | FIAT® 500e | Jeep Grand Wagoneer Command Operations Vehicle | Dodge Durango Enforcer | Ram 1500 Special Service Vehicle | Ram 2500/3500 Heavy Duty Special Service Vehicle |
|--|----------------|----------|--------------------------|--------------------------------|-----------------|---------------|--------------|---------------------|-----------------------|---------------------|---------------|------------------------|-------------------|---------------|------------------|-----------------|------------|--|------------------------|----------------------------------|--|
| 270° Surround-View Camera System <sup>(1)</sup>  |                |          |                          | ■                              |                 |               |              |                     |                       |                     |               |                        |                   |               |                  | ■               |            |  |                        |                                  |  |
| 360° Surround-View Camera System <sup>(1)</sup>  | ■              | ■        | ■                        |                                |                 |               | ■            | ■                   | ■                     | ■                   |               | ■                      | ■                 | ■             | ■                | ■               |            | ■  |                        |                                  | ■  |
| Active Driving Assist System <sup>(2)</sup>  | ■              | ■        |                          |                                |                 |               | ■            | ■                   | ■                     | ■                   |               |                        |                   | ■             |                  |                 |            | ■  |                        | ■                                |  |
| Active Lane Management System <sup>(2)</sup>   |                | ■        |                          |                                |                 |               | ■            | ■                   | ■                     | ■                   |               |                        |                   | ■             |                  |                 |            | ■  |                        | ■                                |  |
| Adaptive Cruise Control (ACC) <sup>(2)</sup>   |                |          |                          |                                |                 |               |              |                     |                       |                     |               |                        |                   |               |                  |                 | ■          |  |                        |                                  |  |
| ACC with Stop <sup>(2)</sup>   |                |          | ■                        | ■                              | ■               | ■             |              |                     |                       |                     | ■             |                        |                   |               |                  |                 |            |  | ■                      |                                  | ■  |
| ACC with Stop and Go <sup>(2)</sup>  | ■              | ■        |                          |                                |                 |               | ■            | ■                   | ■                     | ■                   |               | ■                      | ■                 | ■             | ■                | ■               |            | ■  |                        | ■                                | ■  |
| Auto High-Beam Headlamp Control  | ■              | ■        | ■                        | ■                              | ■               | ■             | ■            | ■                   | ■                     | ■                   | ■             | ■                      | ■                 | ■             | ■                | ■               |            | ■  |                        | ■                                | ■  |
| Blind-Spot Monitoring (BSM) <sup>(2)</sup> and Rear Cross-Path Detection System <sup>(2)</sup> | ■              | ■        | ■                        |                                | ■               | ■             | ■            | ■                   | ■                     | ■                   | ■             | ■                      | ■                 | ■             | ■                | ■               | ■          | ■  | ■                      | ■                                | ■  |
| BSM <sup>(2)</sup> and Rear Cross-Path Detection with Trailer Detection System <sup>(2)</sup>  |                |          |                          |                                |                 |               |              |                     |                       |                     |               |                        |                   |               |                  | ■               |            |  |                        |                                  |  |
| Cargo-View Centre High-Mounted Stop Lamp (CHMSL) Camera <sup>(1)</sup>                         |                |          | ■                        | ■                              |                 |               |              |                     |                       |                     |               |                        |                   |               |                  |                 |            |  |                        |                                  | ■  |
| Crosswind Assist   | ■              |          |                          |                                |                 |               |              |                     |                       |                     |               |                        |                   |               | ■                |                 |            |  |                        |                                  |  |
| Drowsy-Driver Detection System <sup>(2)</sup>  | ■              | ■        |                          |                                |                 |               | ■            | ■                   | ■                     | ■                   |               |                        |                   | ■             | ■                | ■               | ■          |  |                        | ■                                | ■  |
| Electronic Park Brake  | ■              | ■        |                          |                                |                 |               | ■            | ■                   | ■                     | ■                   |               | ■                      | ■                 | ■             | ■                | ■               | ■          | ■  | ■                      | ■                                | ■  |
| Electronic Roll Mitigation   | ■              | ■        | ■                        | ■                              | ■               | ■             | ■            | ■                   | ■                     | ■                   | ■             | ■                      | ■                 | ■             | ■                | ■               | ■          | ■  | ■                      | ■                                | ■  |
| Electronic Stability Control (ESC) <sup>(3)</sup>  | ■              | ■        | ■                        | ■                              | ■               | ■             | ■            | ■                   | ■                     | ■                   | ■             | ■                      | ■                 | ■             | ■                | ■               | ■          | ■  | ■                      | ■                                | ■  |
| Evasive Steer Assist <sup>(2)</sup>  |                |          | ■                        | ■                              |                 |               |              |                     |                       | ■                   |               | ■                      |                   |               |                  |                 |            | ■  |                        |                                  | ■  |
| Front Camera Washer  |                |          |                          |                                |                 |               |              |                     |                       |                     |               |                        |                   |               |                  | ■               |            |  |                        |                                  |  |
| Front Tire-to-Curb Camera Monitor <sup>(2)</sup>   |                |          |                          |                                |                 |               |              |                     |                       |                     |               |                        |                   |               |                  |                 |            |  |                        |                                  |  |
| Full-Speed Forward Collision Warning Plus <sup>(2)</sup>                                       | ■              | ■        | ■                        | ■                              | ■               | ■             | ■            | ■                   | ■                     | ■                   | ■             | ■                      | ■                 | ■             | ■                | ■               | ■          | ■  | ■                      | ■                                | ■  |
| Hands-Free Active Driving Assist System <sup>(2)</sup>   |                | ■        |                          |                                |                 |               |              | ■                   | ■                     |                     |               |                        |                   |               |                  |                 |            |  |                        |                                  |  |
| High-Speed Overtake Warning  |                |          |                          |                                |                 |               |              |                     |                       |                     |               |                        |                   |               |                  | ■               |            |  |                        |                                  |  |
| Hill Start Assist  | ■              | ■        | ■                        | ■                              | ■               | ■             | ■            | ■                   | ■                     | ■                   | ■             | ■                      | ■                 | ■             | ■                | ■               | ■          | ■  | ■                      | ■                                | ■  |
| Intelligent Speed Assist (ISA) <sup>(2)</sup>  | ■              |          |                          |                                |                 |               |              |                     |                       |                     |               |                        |                   | ■             |                  |                 |            |  |                        |                                  |  |
| Intersection Collision Assist System <sup>(4)</sup>  |                | ■        |                          |                                |                 |               |              | ■                   | ■                     | ■                   |               |                        |                   | ■             |                  |                 |            |  |                        | ■                                |  |
| Lane Departure Warning Plus <sup>(2)</sup>   |                |          |                          |                                |                 |               |              |                     |                       |                     |               |                        |                   |               |                  |                 |            |  |                        |                                  |  |
| Lane Departure Warning with Lane Keep Assist <sup>(2)</sup>                                    | ■              | ■        | ■                        | ■                              |                 |               |              |                     |                       |                     |               | ■                      | ■                 | ■             | ■                | ■               | ■          | ■  | ■                      | ■                                | ■  |
| LED Front Fog Lamps with Cornering Function  | ■              | ■        | ■                        | ■                              | ■               | ■             | ■            | ■                   | ■                     | ■                   | ■             | ■                      | ■                 | ■             | ■                | ■               | ■          | ■  | ■                      | ■                                | ■  |
| LED Headlamps/Taillamps  | ■              | ■        | ■                        | ■                              | ■               | ■             | ■            | ■                   | ■                     | ■                   | ■             | ■                      | ■                 | ■             | ■                | ■               | ■          | ■  | ■                      | ■                                | ■  |
| Multi-Collision Braking  | ■              |          |                          |                                |                 |               |              |                     |                       |                     |               |                        |                   |               | ■                |                 |            |  |                        |                                  |  |
| Night-Vision Pedestrian/Animal Detection <sup>(4)</sup>  |                |          |                          |                                |                 |               |              | ■                   | ■                     | ■                   |               |                        |                   |               |                  |                 |            |  |                        |                                  |  |
| Park-Sense® Automated Parking System <sup>(2)</sup>  |                |          |                          |                                |                 |               |              |                     |                       |                     |               |                        |                   |               |                  | ■               |            |  |                        |                                  |  |
| Park-Sense Front/Rear Park Assist System <sup>(2)</sup>  | ■              |          | ■                        | ■                              |                 |               |              |                     |                       |                     |               | ■                      | ■                 |               | ■                |                 |            | ■  |                        | ■                                | ■  |
| Park-Sense Front/Rear Park Assist System with Stop <sup>(2)</sup>                              |                | ■        |                          |                                |                 |               |              | ■                   | ■                     | ■                   |               |                        |                   |               |                  |                 |            | ■  |                        | ■                                |  |
| Park-Sense Front/Rear/Side Park Assist System <sup>(2)</sup>                                   |                |          |                          |                                |                 |               |              |                     |                       |                     |               |                        |                   |               |                  |                 | ■          |  |                        |                                  |  |

■ = Available.





# TECHNOLOGY AVAILABILITY

## TRUCKS / COMMERCIAL

## SUV / CROSSOVERS

## CARS / MINIVANS

## HEV / EV

## LAW ENFORCEMENT

### UCONNECT®/MULTIMEDIA (CONTINUED)

|   |
|---|
| FIAT App  |
| FIAT Connect <sup>(7)</sup>                       |
| Jeep App  |
| Jeep Connect <sup>(7)</sup>                       |
| Premium Sound System                              |
| Ram App   |
| Ram Connect <sup>(7)</sup>                        |
| SiriusXM <sup>®(10)</sup>                         |
| SiriusXM with 360L <sup>(10)</sup>                |
| Traffic Jam Assist <sup>(11)</sup>                |
| Uconnect 7-inch Touchscreen                       |
| Uconnect 8.4-inch Touchscreen                     |
| Uconnect 10.1-inch Touchscreen                    |
| Uconnect 10.25-inch Touchscreen                   |
| Uconnect 12-inch Touchscreen                      |
| Uconnect 12.3-inch Touchscreen                    |
| Uconnect 14.5-inch Touchscreen                    |
| Uconnect Drive Modes                              |
| Uconnect Hands-Free Communication <sup>(13)</sup> |
| Uconnect Performance Pages                        |
| Uconnect Phone                                    |

### CONVENIENCE/TECHNOLOGY

|   |
|---|
| 7-inch Programmable In-Dash Cluster             |
| 10.25-inch Digital Programmable In-Dash Cluster |
| 12-inch Digital Programmable In-Dash Cluster    |
| Active Noise Cancellation                       |
| Adaptive/Active Damping Suspension              |
| Alexa Built-In <sup>(14)</sup>                  |
| All-Speed Traction Control                      |
| All-Wheel Drive (AWD)/Four-Wheel Drive (4WD)    |
| Attitude-Adjustment Lighting                    |
| Automatic Temperature Control                   |
| Digital Rearview Mirror with Auto-Dimming       |
| Driver Experience Recorder                      |
| Driver's-Seat Memory System                     |
| Dual Wireless Charging Pad System               |
| Electronic Limited-Slip Differential            |
| EV Acoustic Vehicle Alert System (AVAS)         |

|   | Ram ProMaster® | Ram 1500 | Ram 2500/3500 Heavy Duty | Ram 3500/4500/5500 Chassis Cab | Jeep® Gladiator | Jeep Wrangler | Jeep Compass | Jeep Grand Cherokee | Jeep Grand Cherokee L | Jeep Grand Wagoneer | Dodge Durango | Chrysler Grand Caravan | Chrysler Pacifica | Dodge Charger | Ram ProMaster EV | Jeep Wagoneer S | FIAT® 500e | Jeep Grand Wagoneer Command Operations Vehicle | Dodge Durango Enforcer | Ram 1500 Special Service Vehicle | Ram 2500/3500 Heavy Duty Special Service Vehicle |   |
|---|----------------|----------|--------------------------|--------------------------------|-----------------|---------------|--------------|---------------------|-----------------------|---------------------|---------------|------------------------|-------------------|---------------|------------------|-----------------|------------|--|------------------------|----------------------------------|--|---|
| FIAT App  |                |          |                          |                                |                 |               |              |                     |                       |                     |               |                        |                   |               |                  |                 | ■          |  |                        |                                  |  |   |
| FIAT Connect <sup>(7)</sup>                       |                |          |                          |                                |                 |               |              |                     |                       |                     |               |                        |                   |               |                  |                 | ■          |  |                        |                                  |  |   |
| Jeep App  |                |          |                          |                                | ■               | ■             | ■            | ■                   | ■                     | ■                   |               |                        |                   |               |                  | ■               |            | ■  |                        |                                  |  |   |
| Jeep Connect <sup>(7)</sup>                       |                |          |                          |                                | ■               | ■             | ■            | ■                   | ■                     | ■                   |               |                        |                   |               |                  | ■               |            | ■  |                        |                                  |  |   |
| Premium Sound System                              |                | ■        | ■                        | ■                              | ■               | ■             | ■            | ■                   | ■                     | ■                   | ■             | ■                      | ■                 | ■             |                  | ■               | ■          | ■  | ■                      | ■                                | ■  | ■ |
| Ram App   | ■              | ■        | ■                        | ■                              |                 |               |              |                     |                       |                     |               |                        |                   |               |                  |                 |            |  |                        |                                  |  | ■ |
| Ram Connect <sup>(7)</sup>                        | ■              | ■        | ■                        | ■                              |                 |               |              |                     |                       |                     |               |                        |                   |               | ■                |                 |            |  |                        |                                  |  | ■ |
| SiriusXM <sup>®(10)</sup>                         | ■              | ■        | ■                        | ■                              | ■               | ■             | ■            | ■                   | ■                     | ■                   | ■             | ■                      | ■                 | ■             | ■                | ■               | ■          | ■  | ■                      | ■                                | ■  | ■ |
| SiriusXM with 360L <sup>(10)</sup>                | ■              | ■        | ■                        | ■                              | ■               | ■             | ■            | ■                   | ■                     | ■                   | ■             | ■                      | ■                 | ■             | ■                | ■               | ■          | ■  | ■                      | ■                                | ■  | ■ |
| Traffic Jam Assist <sup>(11)</sup>                |                |          |                          |                                |                 |               |              |                     |                       |                     |               |                        |                   | ■             |                  |                 |            |  |                        |                                  |  |   |
| Uconnect 7-inch Touchscreen                       | ■              |          |                          |                                |                 |               |              |                     |                       |                     |               |                        |                   |               | ■                |                 |            |  |                        |                                  |  |   |
| Uconnect 8.4-inch Touchscreen                     |                | ■        | ■                        | ■                              |                 |               | ■            |                     |                       |                     |               |                        |                   |               |                  |                 |            |  |                        | ■                                |  | ■ |
| Uconnect 10.1-inch Touchscreen                    | ■              |          |                          |                                |                 |               | ■            |                     |                       |                     |               | ■                      | ■                 |               |                  |                 |            |  |                        |                                  |  | ■ |
| Uconnect 10.25-inch Touchscreen                   |                |          |                          |                                |                 |               |              |                     |                       |                     |               |                        |                   | ■             |                  |                 |            |  |                        |                                  |  |   |
| Uconnect 12-inch Touchscreen                      |                | ■        | ■                        | ■                              |                 |               |              | ■                   | ■                     |                     |               |                        |                   |               |                  |                 |            |  |                        |                                  |  | ■ |
| Uconnect 12.3-inch Touchscreen                    |                | ■        | ■                        | ■                              |                 | ■             |              | ■                   | ■                     |                     |               |                        |                   |               |                  | ■               |            |  |                        |                                  |  |   |
| Uconnect 14.5-inch Touchscreen                    |                | ■        | ■                        | ■                              |                 |               |              |                     |                       |                     |               |                        |                   |               |                  |                 |            |  |                        |                                  |  |   |
| Uconnect Drive Modes                              |                |          |                          |                                |                 |               |              |                     |                       |                     |               |                        |                   | ■             |                  |                 |            |  |                        |                                  |  |   |
| Uconnect Hands-Free Communication <sup>(13)</sup> | ■              | ■        | ■                        | ■                              | ■               | ■             | ■            | ■                   | ■                     | ■                   | ■             | ■                      | ■                 | ■             | ■                | ■               | ■          | ■  | ■                      | ■                                | ■  | ■ |
| Uconnect Performance Pages                        |                |          |                          |                                |                 |               |              |                     |                       |                     |               |                        |                   | ■             |                  |                 |            |  |                        |                                  |  | ■ |
| Uconnect Phone                                    | ■              | ■        | ■                        | ■                              | ■               | ■             | ■            | ■                   | ■                     | ■                   | ■             | ■                      | ■                 | ■             | ■                | ■               | ■          | ■  | ■                      | ■                                | ■  | ■ |
| 7-inch Programmable In-Dash Cluster               | ■              | ■        | ■                        | ■                              | ■               | ■             | ■            | ■                   | ■                     | ■                   | ■             | ■                      | ■                 | ■             | ■                | ■               | ■          | ■  | ■                      | ■                                | ■  | ■ |
| 10.25-inch Digital Programmable In-Dash Cluster   |                |          |                          |                                |                 |               |              | ■                   | ■                     | ■                   | ■             |                        |                   | ■             |                  |                 |            |  |                        | ■                                |  | ■ |
| 12-inch Digital Programmable In-Dash Cluster      |                | ■        | ■                        | ■                              |                 |               |              | ■                   | ■                     | ■                   | ■             |                        |                   |               |                  |                 |            |  |                        |                                  |  | ■ |
| Active Noise Cancellation                         |                | ■        | ■                        | ■                              | ■               | ■             | ■            | ■                   | ■                     | ■                   | ■             | ■                      | ■                 | ■             |                  |                 |            |  | ■                      | ■                                | ■  | ■ |
| Adaptive/Active Damping Suspension                |                | ■        |                          |                                |                 |               |              | ■                   | ■                     | ■                   | ■             |                        |                   | ■             |                  |                 |            |  |                        |                                  |  | ■ |
| Alexa Built-In <sup>(14)</sup>                    |                |          | ■                        | ■                              | ■               | ■             | ■            | ■                   | ■                     | ■                   | ■             |                        |                   |               |                  |                 | ■          |  |                        |                                  |  | ■ |
| All-Speed Traction Control                        |                |          |                          |                                |                 |               |              |                     |                       |                     |               |                        |                   | ■             |                  |                 |            |  |                        |                                  |  | ■ |
| All-Wheel Drive (AWD)/Four-Wheel Drive (4WD)      |                | ■        | ■                        | ■                              | ■               | ■             | ■            | ■                   | ■                     | ■                   | ■             | ■                      | ■                 | ■             |                  | ■               |            |  |                        | ■                                |  | ■ |
| Attitude-Adjustment Lighting                      |                |          |                          |                                |                 |               |              |                     |                       |                     |               |                        |                   | ■             |                  |                 |            |  |                        |                                  |  | ■ |
| Automatic Temperature Control                     |                | ■        | ■                        | ■                              | ■               | ■             | ■            | ■                   | ■                     | ■                   | ■             | ■                      | ■                 | ■             |                  |                 |            |  |                        |                                  |  | ■ |
| Digital Rearview Mirror with Auto-Dimming         | ■              | ■        | ■                        | ■                              |                 |               |              | ■                   | ■                     | ■                   | ■             |                        |                   |               | ■                | ■               | ■          | ■  | ■                      | ■                                | ■  | ■ |
| Driver Experience Recorder                        |                |          |                          |                                |                 |               |              |                     |                       |                     |               |                        |                   | ■             |                  |                 |            |  |                        |                                  |  |   |
| Driver's-Seat Memory System                       |                | ■        | ■                        | ■                              |                 |               |              | ■                   | ■                     | ■                   | ■             | ■                      | ■                 | ■             |                  |                 |            |  |                        |                                  |  | ■ |
| Dual Wireless Charging Pad System                 |                | ■        | ■                        | ■                              |                 |               |              |                     |                       |                     |               |                        |                   |               |                  |                 |            |  |                        |                                  |  |   |
| Electronic Limited-Slip Differential              |                |          |                          |                                | ■               | ■             | ■            | ■                   | ■                     | ■                   | ■             |                        |                   |               |                  |                 |            |  |                        |                                  |  | ■ |
| EV Acoustic Vehicle Alert System (AVAS)           |                |          |                          |                                |                 |               |              |                     |                       |                     |               |                        |                   |               |                  | ■               |            |  |                        |                                  |  |   |

■ = Available.



# TECHNOLOGY AVAILABILITY

## TRUCKS / COMMERCIAL

## SUV / CROSSOVERS

## CARS / MINIVANS

## HEV / EV

## LAW ENFORCEMENT

### CONVENIENCE/TECHNOLOGY (CONTINUED)

|   | Ram ProMaster® | Ram 1500 | Ram 2500/3500 Heavy Duty | Ram 3500/4500/5500 Chassis Cab | Jeep® Gladiator | Jeep Wrangler | Jeep Compass | Jeep Grand Cherokee | Jeep Grand Cherokee L | Jeep Grand Wagoneer | Dodge Durango | Chrysler Grand Caravan | Chrysler Pacifica | Dodge Charger | Ram ProMaster EV | Jeep Wagoneer S | FIAT® 500e | Jeep Grand Wagoneer Command Operations Vehicle | Dodge Durango Enforcer | Ram 1500 Special Service Vehicle | Ram 2500/3500 Heavy Duty Special Service Vehicle |   |
|---|----------------|----------|--------------------------|--------------------------------|-----------------|---------------|--------------|---------------------|-----------------------|---------------------|---------------|------------------------|-------------------|---------------|------------------|-----------------|------------|--|------------------------|----------------------------------|--|---|
| Exterior Mirrors with Memory  |                | ▪        | ▪                        | ▪                              |                 |               |              | ▪                   | ▪                     | ▪                   | ▪             | ▪                      | ▪                 | ▪             |                  | ▪               |            |  |                        |                                  |  |   |
| Four-Wheel Traction Control   |                |          |                          |                                |                 |               |              |                     |                       |                     |               |                        |                   |               |                  | ▪               |            |  |                        |                                  |  |   |
| Front-Passenger Interactive Display   |                | ▪        | ▪                        | ▪                              |                 |               |              | ▪                   | ▪                     | ▪                   |               |                        |                   |               |                  | ▪               |            |  | ▪                      |                                  |  |   |
| GPS Navigation <sup>(15)</sup>  | ▪              | ▪        | ▪                        | ▪                              | ▪               | ▪             | ▪            | ▪                   | ▪                     | ▪                   | ▪             | ▪                      | ▪                 | ▪             | ▪                | ▪               | ▪          |  | ▪                      |                                  |  | ▪ |
| Hands-Free Power Liftgate   |                |          |                          |                                |                 |               | ▪            | ▪                   | ▪                     | ▪                   |               | ▪                      | ▪                 | ▪             |                  | ▪               |            |  | ▪                      |                                  |  |   |
| Hands-Free Power Up/Down Tailgate   |                | ▪        |                          |                                |                 |               |              |                     |                       |                     |               |                        |                   |               |                  | ▪               |            |  |                        |                                  |  |   |
| Head-Up Display   |                | ▪        |                          |                                |                 |               |              | ▪                   | ▪                     | ▪                   |               |                        |                   | ▪             |                  | ▪               |            |  | ▪                      |                                  |  |   |
| Heated Washer Nozzles   |                |          |                          |                                |                 |               |              |                     |                       |                     |               |                        |                   | ▪             |                  | ▪               |            |  |                        |                                  |  |   |
| Highway Assist System <sup>(16)</sup>   |                |          |                          |                                |                 |               |              |                     |                       |                     |               |                        |                   | ▪             |                  |                 |            |  |                        |                                  |  |   |
| Hill Descent Control  |                |          | ▪                        |                                | ▪               | ▪             | ▪            | ▪                   | ▪                     |                     |               |                        |                   |               |                  |                 |            |  |                        |                                  |  |   |
| Hybrid Technology   |                | ▪        |                          |                                |                 |               |              |                     |                       |                     |               | ▪                      | ▪                 |               |                  |                 |            |  |                        |                                  | ▪  |   |
| Integrated Off-Road Camera <sup>(2)</sup>   |                |          | ▪                        |                                | ▪               | ▪             | ▪            | ▪                   | ▪                     |                     |               |                        |                   |               |                  |                 |            |  |                        |                                  |  |   |
| Interior Rear-Facing Camera <sup>(27)</sup>                                       |                |          |                          |                                |                 |               |              |                     | ▪                     |                     |               | ▪                      | ▪                 |               |                  |                 |            |  |                        |                                  |  |   |
| Level One Charger   |                |          |                          |                                |                 |               |              |                     |                       |                     |               |                        |                   |               | ▪                | ▪               | ▪          |  |                        |                                  |  |   |
| Level Two Charger   |                |          |                          |                                |                 |               |              |                     |                       |                     |               |                        |                   |               | ▪                | ▪               | ▪          |  |                        |                                  |  |   |
| Map-in-Cluster Display  |                | ▪        | ▪                        | ▪                              |                 |               |              | ▪                   | ▪                     | ▪                   |               |                        |                   | ▪             |                  |                 |            |  |                        |                                  |  |   |
| Parallel and Perpendicular Park and Unpark Assist System <sup>(2)</sup>           | ▪              |          |                          |                                |                 |               |              |                     |                       |                     |               | ▪                      | ▪                 |               |                  |                 |            |  |                        |                                  |  |   |
| Parallel and Perpendicular Park and Unpark Assist with Stop System <sup>(2)</sup> |                | ▪        |                          |                                |                 |               |              | ▪                   | ▪                     | ▪                   |               |                        |                   |               |                  |                 |            |  | ▪                      |                                  |  |   |
| Power-Adjust Pedals with Memory   |                | ▪        | ▪                        | ▪                              |                 |               |              |                     |                       | ▪                   |               |                        |                   |               |                  | ▪               |            |  |                        |                                  |  |   |
| Radio Memory  |                | ▪        | ▪                        | ▪                              |                 |               |              |                     |                       | ▪                   |               |                        |                   | ▪             |                  |                 |            |  |                        |                                  |  |   |
| Regenerative Braking  |                |          |                          |                                |                 |               |              |                     |                       |                     |               |                        |                   |               | ▪                |                 | ▪          |  |                        |                                  |  |   |
| Remote Start System   | ▪              | ▪        | ▪                        | ▪                              | ▪               | ▪             | ▪            | ▪                   | ▪                     | ▪                   | ▪             | ▪                      | ▪                 | ▪             | ▪                | ▪               | ▪          |  |                        | ▪                                |  |   |
| Selec-Speed® Control  |                | ▪        |                          |                                | ▪               | ▪             | ▪            | ▪                   | ▪                     | ▪                   |               |                        |                   |               |                  |                 |            |  |                        |                                  | ▪  |   |
| Selec-Terrain® Traction Management System   |                |          |                          |                                |                 |               | ▪            | ▪                   | ▪                     | ▪                   |               |                        |                   |               |                  |                 |            |  |                        |                                  |  |   |
| Selectable Tire-Fill Alert  |                | ▪        | ▪                        | ▪                              | ▪               | ▪             | ▪            | ▪                   | ▪                     | ▪                   |               |                        |                   | ▪             |                  | ▪               |            |  |                        | ▪                                |  | ▪ |
| Smartphone-as-a-Key Capable   |                | ▪        |                          |                                |                 |               |              |                     |                       |                     |               |                        |                   |               |                  | ▪               |            |  |                        |                                  |  |   |
| Steering Column Memory  |                |          |                          |                                |                 |               |              | ▪                   | ▪                     | ▪                   |               |                        |                   | ▪             |                  | ▪               |            |  |                        |                                  |  |   |
| Technology/Driver Assistance Group  | ▪              | ▪        | ▪                        | ▪                              | ▪               | ▪             | ▪            | ▪                   | ▪                     | ▪                   | ▪             | ▪                      | ▪                 | ▪             | ▪                | ▪               | ▪          |  | ▪                      |                                  |  | ▪ |
| Telematics Module   | ▪              |          |                          |                                |                 |               |              |                     |                       |                     |               |                        |                   |               | ▪                |                 |            |  |                        |                                  | ▪  |   |
| Trailer Hitch Zoom <sup>(2)</sup>   |                | ▪        | ▪                        | ▪                              |                 |               |              | ▪                   | ▪                     | ▪                   |               |                        |                   |               |                  |                 |            |  |                        | ▪                                |  | ▪ |
| Trailer Reverse Guidance <sup>(2)</sup>   |                | ▪        | ▪                        | ▪                              |                 |               |              | ▪                   | ▪                     | ▪                   |               |                        |                   |               |                  |                 |            |  |                        | ▪                                |  | ▪ |
| Trailer Reverse Steering Control <sup>(2)</sup>                                   |                | ▪        | ▪                        |                                |                 |               |              |                     |                       |                     |               |                        |                   |               |                  |                 |            |  |                        | ▪                                |  | ▪ |
| Windshield Wiper De-Icer  |                |          |                          |                                |                 |               | ▪            | ▪                   | ▪                     |                     |               |                        |                   |               |                  |                 |            |  |                        |                                  |  |   |
| Wireless Charging Pad   | ▪              | ▪        | ▪                        | ▪                              |                 |               | ▪            | ▪                   | ▪                     | ▪                   | ▪             | ▪                      | ▪                 | ▪             | ▪                | ▪               | ▪          |  |                        |                                  |  |   |

▪ = Available.



|   | <b>RAM PROMASTER®</b>                              | <b>RAM 1500</b>   | <b>RAM 2500/3500 HEAVY DUTY</b>  | <b>RAM 3500/4500/5500 CHASSIS CAB</b>                             | <b>JEEP® GLADIATOR</b>   |
|---|--|---|--|---|--|
| <b>Models</b>   | Cargo Van / Window Van / Cutaway                   | Quad Cab® / Crew Cab  | Regular Cab / Crew Cab / Mega Cab®   | Regular Cab / Crew Cab  | –  |
| <b>Trims</b>  | Tradesman® / SLT / SLT+                            | Tradesman / Express / Warlock / Big Horn® / Sport / Rebel® / Laramie® / Limited Longhorn™ / Limited / Tungsten  | Tradesman / Big Horn / Laramie / Rebel / Power Wagon® / Limited Longhorn / Limited                       | Tradesman / Big Horn  | Sport S / Willys / Rubicon® / Mojave   |
| <b>Manufacturer's-Estimated, L/100 km (mpg)<sup>(17)</sup> (city / hwy)</b> | –  | 12.2 (19) / 9.7 (24)<br>(3.6L Pentastar V6 with eTorque 4x4)  | –  | –   | 13.7 (17) / 10.7 (7)   |
| <b>Manufacturer's-Estimated Total Range,<sup>(18)</sup> km (mi)</b>         | –  | Varies by powertrain  | –  | –   | –  |
| <b>Fuel Tank Capacity, L (US gal)</b>                                       | 90 (19.9)  | 87 (23) / 98.4 (26) / 124.9 (33)  | 106 (28) / 117 (31) / 121 (32) / 189 (50)  | 83 (21.5) / 197 (52)  | –  |
| <b>Available Engines</b>  | 3.6L Pentastar™ V6                                 | 5.7L HEMI® V8 with eTorque / 3.6L Pentastar V6 with eTorque / 3.0L I-6 Hurricane Standard-Output (SO) Twin-Turbo / 3.0L I-6 Hurricane High-Output (HO) Twin-Turbo | 6.4L HEMI V8 / 6.7L I-6 Cummins® HO Turbo Diesel   | 6.4L HEMI V8 / 6.7L I-6 Cummins Turbo Diesel                      | 3.6L Pentastar V6  |
| <b>Drivetrains</b>  | FWD  | 4x4   | 4x2 / 4x4  | 4x2 / 4x4   | 4x4  |
| <b>Wheelbase, range</b>   | 2997 (118) / 4039 (159)                            | 3569 (140.5) / 3672 (144.6) / 3898 (153.5)  | 3561 (140.2) - 4294 (169)  | 3645 (143.5) - 5194 (204.5)                                       | 3487 (137.3)   |
| <b>Overall Height, range</b>  | 2329 (91.7) - 2832 (111.5)                         | 1966 (77.4) - 1973 (77.7)   | 1959 (77.1) - 2042.2 (80.4)  | 2329 (91.7) - 2832 (111.5)  | 1907 (75) / 1933 (76.1) (soft top) - Rubicon / 1857 (73.1) / 1882 (74.1) (hardtop) - Rubicon |
| <b>Overall Width, range</b>   | 2085 (82.1) - 2855 (112.4)                         | 2084 (82.1)   | 2120 (83.5) - 2450 (96.5)  | 2098 (82.6) - 2367 (93.2)   | 1875 (73.8)  |
| <b>Overall Length, range</b>  | 4963 (195.4) - 6364 (250.6)                        | 5814 (228.9) / 5916 (232.9) / 6142 (241.8)  | 5892 (232) - 6626 (260.8) / 5892 (232) - 6348 (249.9)  | 5977 (235.3) - 7526 (296.3)                                       | 5539 (218)   |
| <b>Seating Capacity (front / rear max occupants)</b>                        | 1/0 or 2/0 or 3/0<br>Crew Van Package: 2/3 or 3/3  | Quad Cab   Crew Cab<br>3/3 or 2/3   | Regular Cab   Crew Cab   Mega Cab<br>3/0 or 2/0   3/3 or 2/3   3/3 or 2/3                                | Regular Cab   Crew Cab<br>3/0 or 2/0   3/3 or 2/3                 | 2/3  |
| <b>Headroom (front / rear)</b>  | 1092 (43) / –                                      | Quad Cab   Crew Cab<br>1038 (40.9) / 995 (39.2)   1038 (40.9) / 1011 (39.8)   | Regular Cab   Crew Cab   Mega Cab<br>1011 (39.8)   1038 (40.9) / 1010 (39.8)   1038 (40.9) / 1023 (40.3) | Regular Cab   Crew Cab<br>1011 (39.8)   1038 (40.9) / 1010 (39.8) | 1087 (42.8) (soft top) / 1036 (40.8) (hardtop)   |
| <b>Legroom (front / rear)</b>   | 988 (38.9) / –                                     | Quad Cab   Crew Cab<br>1040 (40.9) / 903 (35.6)   1040 (40.9) / 1147 (45.2)   | Regular Cab   Crew Cab   Mega Cab<br>1040 (40.9)   1040 (40.9) / 1022 (40.2)   1038 (40.9) / 1096 (43.1) | Regular Cab   Crew Cab<br>1040 (40.9)   1040 (40.9) / 1022 (40.2) | 1038 (41.2) / 966 (38.3)   |
| <b>Shoulder Room (front / rear)</b>   | 1900 (74.8) / –                                    | Quad Cab   Crew Cab<br>1676 (66) / 1668 (65.7)   1676 (66) / 1670 (65.7)  | Regular Cab   Crew Cab   Mega Cab<br>1675 (65.9)   1675 (65.9) / 1666 (65.6)   1675 (65.9) / 1667 (65.6) | Regular Cab   Crew Cab<br>1675 (65.9)   1675 (65.9) / 1666 (65.6) | 1417 (55.7) / 1416 (55.7)  |
| <b>Hip Room (front / rear)</b>  | 1674 (65.9) / –                                    | Quad Cab   Crew Cab<br>1610 (63.4) / 1610 (63.4)   1610 (63.4) / 1610 (63.4)  | Regular Cab   Crew Cab   Mega Cab<br>1598 (62.9)   1598 (62.9) / 1593 (62.7)   1598 (62.9) / 1595 (62.8) | Regular Cab   Crew Cab<br>1598 (62.9)   1598 (62.9) / 1593 (62.7) | 1370 (53.9) / 1421 (55.9)  |
| <b>Cargo Volume, L (cu ft)</b>  | 7422 (262) / 8698 (307) / 14,852 (524) (cargo van) | 1501 (53) / 1741 (61.5) (5'7" bed / 6'4" bed)   | 1628.2 (57.5) / 2118.1 (74.7) (6'4" bed / 8' bed)  | –   | 2913 (102.9)   |
| <b>Maximum GVWR, kg (lb)</b>  | 3878 (8550) - 4241 (9350) (varies by model)        | 3220 (7100)   | 4536 (10,000) / 6350 (14,000)  | 6350 (14,000) / 7484 (16,500) / 8845 (19,500)                     | –  |
| <b>Maximum GCWR, kg (lb)</b>  | 5443 (12,000) (varies by model)                    | 8323 (18,350)   | 12,691 (27,980) / 20,412 (45,000)  | 14,969 (33,000) / 17,010 (37,500) / 19,504 (43,000)               | 5647 (12,450) - Rubicon  |
| <b>Maximum Payload, kg (lb)</b>   | 1756 (3871) - 2411 (5315) (varies by model)        | 1043 (2300)   | 1959 (4320) / 3443 (7590)  | 3479 (7670) / 4395 (9690) / 5674 (12,510)                         | 544 (1200) - Rubicon   |
| <b>Maximum Towing Capacity,* kg (lb)</b>                                    | 2540 (5600) - 3136 (6910) (varies by model)        | 5089 (11,220) (3.0L SO) / 4535 (10,000) (3.0L HO) / 3388 (7470) (3.6L) / 4613 (10,170) (5.7L HEMI)  | 9072 (20,000) / 16,606 (36,610)  | 11,744 (25,890) / 13,399 (29,540) / 15,976 (35,220)               | 3492 (7700)  |

All dimensions and specifications are based on 2025MY vehicle information. Information may vary by model/trim, maximum shown. Please see your sales consultant for details.

All dimensions are in mm (in) unless noted otherwise.

\*When properly equipped.

# 2026 RAM PROMASTER®



## SELECT FEATURES

- Air conditioning – Manual
- Auxiliary power connector
- Auxiliary power outlet – Front, 12-volt
  - Front, 115-volt (Available)
- Battery – 95-amp
- Electric power steering
- Fascia – Black front
- Fuel tank – 91-litre (24-US gallon)
- Halogen headlamps
- Push-button start
- Roll-up rear door (3500 159-inch Super-High Roof; Available)
- Roof clearance lamps – Front
- Seats – Four-way manual-adjust driver's and front-passenger bucket
- Speed limiter – Retailer-activated
- Steering column – Telescoping
- Telematics Box Module (TBM)
- Wheels – 16-inch Silver-painted steel with centre cap
- Windows – Front, power with one-touch down feature

## SAFETY & SECURITY

- 360° Surround-View Camera System<sup>(1)</sup> (Available)
- Air bags<sup>(9)</sup> – Driver's and front-passenger
  - Supplemental front-seat side
  - Supplemental side-curtain front
- Daytime running headlamps
- Drowsy-Driver Detection System<sup>(2)</sup>

- Electronic parking brake
- Electronic Stability Control (ESC)<sup>(3)</sup> – Includes All-Speed Traction Control, Brake-Lock Differential, Crosswind Assist, Electronic Roll Mitigation, Hill Start Assist and Trailer Sway Control
- Full-Speed Forward Collision Warning Plus<sup>(2)</sup> with Pedestrian/Cyclist Emergency Braking<sup>(2)</sup>
- Park-Sense® Front/Rear Park Assist System<sup>(2)</sup> (Available)
- Park-Sense Rear Park Assist System<sup>(2)</sup> (Available)
- ParkView® Rear Back-Up Camera System<sup>(2)</sup> with Dynamic Grid Lines
- ParkView Rear Back-Up Camera Kit<sup>(2)</sup>
- Post-collision braking
- Rearview auto-dimming digital display mirror (Available)
- Traffic Sign Recognition System<sup>(5)</sup>

## AVAILABLE FLEET FEATURES

- Additional key fobs (two)
- Air Conditioning Delete
- Factory-activation/rear-speaker wiring
- Mud flaps (Cutaway only)
- Orange seat belts
- RAM grille badge in Black
- Rear back-up alarm
- Rear Badging Delete
- Rear Crossmember Delete (Cutaway only)
- Side Badging Delete
- Wheels – 16-inch White- or Black-painted steel
- White noise back-up alarm

| ENGINE   | HORSEPOWER | TORQUE |
|--|------------|--------|
| 3.6L Pentastar™ V6 Variable Valve Timing (VVT) | 276        | 250    |

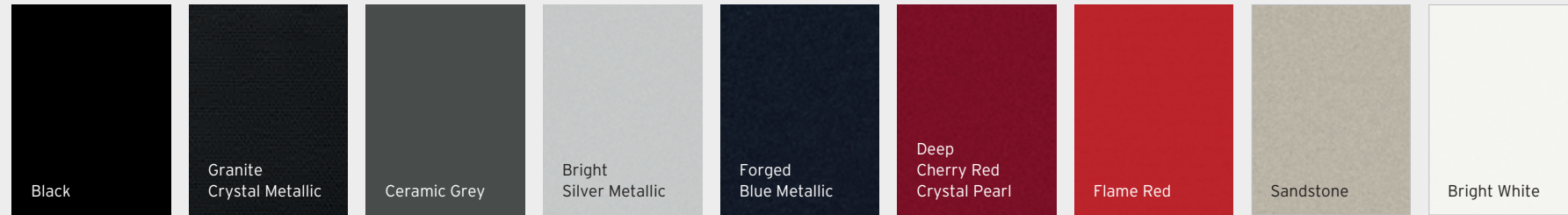
| VOLUMES & CAPACITIES                                 |                           |
|--|---------------------------|
| Seating Capacity                                     | 2/3                       |
| Interior Cargo Volume, depending on model, L (cu ft) | 7334 (259) - 13,110 (463) |
| Fuel Tank, L (US gal)                                | 90 (19.9)                 |

| TOWING & CAPABILITIES, kg (lb)          |                           |
|---|---------------------------|
| Maximum Towing                          | 3402 (7500)               |
| Payload, depending on model (Cargo Van) | 1932 (4260) - 2041 (4500) |
| Payload, depending on model (Cutaway)   | 2395 (5280)               |
| GVWR, depending on model                | 3878 (8550) - 4241 (9350) |
| GCWR, maximum (Cargo Van)               | 5443 (12,000)             |
| GCWR, maximum (Cutaway)                 | 5216 (11,500)             |



# 2026 RAM PROMASTER®

## EXTERIOR PAINT COLOURS\*



\*Selections may not be available on all trim levels/models and may be limited/restricted based on availability.

| EXTERIOR DIMENSIONS, mm (in)         |                 |                 |                 |                 |                 |                 |                 |                 |                 |                    |                    |                 |                    |                 |                    |
|--------------------------------------|-----------------|-----------------|-----------------|-----------------|-----------------|-----------------|-----------------|-----------------|-----------------|--------------------|--------------------|-----------------|--------------------|-----------------|--------------------|
|                                      | Cargo Van       |                 |                 |                 |                 |                 |                 |                 |                 |                    |                    | Window Van      |                    | Cutaway         |                    |
|                                      | 1500            |                 |                 | 2500            |                 |                 | 3500            |                 |                 |                    |                    | 2500            | 3500               | 3500            |                    |
| Wheelbase                            | 2997<br>(118)   | 3454<br>(136)   | 3454<br>(136)   | 3454<br>(136)   | 3454<br>(136)   | 4039<br>(159)   | 3454<br>(136)   | 3454<br>(136)   | 4039<br>(159)   | 4039<br>(159 Ext.) | 4039<br>(159 Ext.) | 4039<br>(159)   | 4039<br>(159 Ext.) | 4039<br>(159)   | 4039<br>(159 Ext.) |
| Roof Type                            | Standard        | Standard        | High            | Standard        | High            | High            | Standard        | High            | High            | High               | Super High         | High            | High               | Standard        | Standard           |
| Overall Length                       | 4963<br>(195.4) | 5415<br>(213.2) | 5415<br>(213.2) | 5415<br>(213.2) | 5415<br>(213.2) | 6000<br>(236.2) | 5415<br>(213.2) | 5415<br>(213.2) | 6000<br>(236.2) | 6364<br>(250.6)    | 6364<br>(250.6)    | 6000<br>(236.2) | 6364<br>(250.6)    | 6000<br>(236.2) | 6364<br>(250.6)    |
| Overall Body Width (without mirrors) | 2064<br>(81.3)  |                 |                 |                 |                 |                 |                 |                 |                 |                    |                    |                 |                    |                 |                    |
| Overall Roof Height                  | 2329<br>(91.7)  | 2358<br>(92.8)  | 2689<br>(105.9) | 2358<br>(92.8)  | 2689<br>(105.9) | 2689<br>(105.9) | 2358<br>(92.8)  | 2689<br>(105.9) | 2689<br>(105.9) | 2689<br>(105.9)    | 2832<br>(111.5)    | 2689<br>(105.9) | 2689<br>(105.9)    | 2217<br>(87.3)  | 2217<br>(87.3)     |
| Turning Diameter, m (ft)             | 11.1<br>(36.3)  | 12.4<br>(40.7)  | 12.4<br>(40.7)  | 12.4<br>(40.7)  | 12.4<br>(40.7)  | 14.3<br>(46.8)  | 12.4<br>(40.7)  | 12.4<br>(40.7)  | 14.3<br>(46.8)  | 14.3<br>(46.8)     | 14.3<br>(46.8)     | 14.3<br>(46.8)  | 14.3<br>(46.8)     | 14.3<br>(46.8)  | 14.3<br>(46.8)     |
| Cab-to-Rear Axle Length              | -               | -               | -               | -               | -               | -               | -               | -               | -               | -                  | -                  | -               | -                  | 2642<br>(104)   | 2642<br>(104)      |
| Outside Frame Width                  | -               | -               | -               | -               | -               | -               | -               | -               | -               | -                  | -                  | -               | -                  | 1321<br>(52)    | 1321<br>(52)       |
| Frame Height                         | -               | -               | -               | -               | -               | -               | -               | -               | -               | -                  | -                  | -               | -                  | 610<br>(24)     | 610<br>(24)        |

| INTERIOR DIMENSIONS, mm (in) |                 |                 |                 |                 |                 |                 |                 |                 |                 |                 |                 |                 |                 |  |  |
|------------------------------|-----------------|-----------------|-----------------|-----------------|-----------------|-----------------|-----------------|-----------------|-----------------|-----------------|-----------------|-----------------|-----------------|--|--|
|                              | Cargo Van       |                 |                 |                 |                 |                 |                 |                 |                 |                 |                 | Window Van      |                 |  |  |
|                              | 1500            |                 |                 | 2500            |                 |                 | 3500            |                 |                 |                 |                 | 2500            | 3500            |  |  |
| Interior Ceiling Height      | 1698<br>(66.9)  | 1698<br>(66.9)  | 1959<br>(77.1)  | 1698<br>(66.9)  | 1959<br>(77.1)  | 1959<br>(77.1)  | 1698<br>(66.9)  | 1698<br>(66.9)  | 1959<br>(77.1)  | 1959<br>(77.1)  | 2195<br>(86)    | 1959<br>(77.1)  | 1959<br>(77.1)  |  |  |
| Cargo Width at Wheel Well    | 1422<br>(56)    |                 |                 |                 |                 |                 |                 |                 |                 |                 |                 |                 |                 |  |  |
| Cargo Width at Floor         | 1920<br>(75.6)  |                 |                 |                 |                 |                 |                 |                 |                 |                 |                 |                 |                 |  |  |
| Overall Load Floor Length    | 2619<br>(103.1) | 3062<br>(120.6) | 3062<br>(120.6) | 3062<br>(120.6) | 3062<br>(120.6) | 3645<br>(143.5) | 3062<br>(120.6) | 3062<br>(120.6) | 3645<br>(143.5) | 4010<br>(157.9) | 4010<br>(157.9) | 3645<br>(143.5) | 4010<br>(157.9) |  |  |

## STANDARD FEATURES AND OPTIONS

### CPOS

### ENGINE / TRANSMISSION

3.6L Pentastar™ V6 with 9-speed Automatic (ERF/DFH)

### MECHANICAL FEATURES

Additional Key Fobs – Two (GXK)

Alternator – 180-amp (BAD)

– 220-amp (included with Power Group and Cold Weather Group on Tradesman®) (BAJ)

Auxiliary Fuel Tap (XFZ)

Battery – 95-amp (BCY)

– 100-amp (included with Power Group) (BDC)

– Auxiliary Power Connector (BC1)

Crosswind Assist (BNU)

Electric Power Steering (SBL)

Electronic Parking Brake (XC4)

Electronic Stability Control (ESC)<sup>(3)</sup> (BNB)

Engine Block Heater (NHK)

Fuel Tank – 91-litre (24-US gallon) (NFE)

Full-Size Spare Tire (available on Tradesman; packaged with SLT and SLT+) (TBB)

Push-Button Start (GX4)

Rear Crossmember Delete (XWJ)

Roof Height – High

– Standard

– Super-High (3500 only)

|      | Cargo Van          | Window Van | Cutaway            |
|------|--------------------|------------|--------------------|
| CPOS | 2TA/2TB<br>2TG/2TH | 2TH        | 2TA/2TB<br>2TG/2TH |

|                       |                    |     |                    |
|-----------------------|--------------------|-----|--------------------|
| ENGINE / TRANSMISSION | 22A/22B<br>22G/22H | 22H | 22A/22B<br>22G/22H |
|-----------------------|--------------------|-----|--------------------|

|  |     |     |     |
|--|-----|-----|-----|
| Additional Key Fobs – Two (GXK)  | F   | F   | F   |
| Alternator – 180-amp (BAD)   | •   | •   | •   |
| – 220-amp (included with Power Group and Cold Weather Group on Tradesman®) (BAJ) | P   | P   | •   |
| Auxiliary Fuel Tap (XFZ)   | •   | •   | •   |
| Battery – 95-amp (BCY)   | •   | •   | •   |
| – 100-amp (included with Power Group) (BDC)                                      | P   | P   | P   |
| – Auxiliary Power Connector (BC1)  | •   | •   | •   |
| Crosswind Assist (BNU)   | •   | •   | •   |
| Electric Power Steering (SBL)  | •   | •   | •   |
| Electronic Parking Brake (XC4)   | •   | •   | •   |
| Electronic Stability Control (ESC) <sup>(3)</sup> (BNB)                          | •   | •   | •   |
| Engine Block Heater (NHK)  | O   | O   | O   |
| Fuel Tank – 91-litre (24-US gallon) (NFE)  | •   | •   | •   |
| Full-Size Spare Tire (available on Tradesman; packaged with SLT and SLT+) (TBB)  | O/P | O/P | O/P |
| Push-Button Start (GX4)  | •   | •   | •   |
| Rear Crossmember Delete (XWJ)  |     |     | F   |
| Roof Height – High   | O   | •   |     |
| – Standard   | •   |     | •   |
| – Super-High (3500 only)   | O   |     |     |

• = Standard. O = Optional. P = Available with Package noted. F = Fleet only.

# 2026 RAM PROMASTER®

## STANDARD FEATURES AND OPTIONS

|  | Cargo Van          | Window Van | Cutaway            |
|--|--------------------|------------|--------------------|
| CPOS   | 2TA/2TB<br>2TG/2TH | 2TH        | 2TA/2TB<br>2TG/2TH |
| <b>MECHANICAL FEATURES (CONTINUED)</b>   |                    |            |                    |
| Speed Limiter – 104-km/h (65-mph) maximum speed (JJ4)  | O                  | O          | O                  |
| – 112-km/h (70-mph) maximum speed (JJ5)  | O                  | O          | O                  |
| – 123-km/h (77-mph) maximum speed (JJ9)  | O                  | O          | O                  |
| Suspensions – Heavy-duty (2500/3500) (SDB)   | •                  | O          |                    |
| – Light-duty (118-inch-wheelbase 1500 models only) (SDA)   | •                  |            |                    |
| – Medium-duty (136-inch-wheelbase 1500 models only) (SDJ)  | •                  |            |                    |
| – Premium heavy-duty (3500 models only; Cargo Van and Window Van require 159-inch wheelbase) (SDD)   | O                  | O          | •                  |
| – Touring (SDC)  |                    | •          |                    |
| Temporary Spare Tire Mount (TBA)   |                    |            | O                  |
| <b>EXTERIOR FEATURES</b>   |                    |            |                    |
| Black Front Fascia (MLF)   | •                  | •          | •                  |
| Black Rear Bumper (MBN)  | •                  | •          |                    |
| Chrome Grille (included with SLT or SLT+; requires fog lamps or LED fog lamps) (MFE)   | P                  | P          | P                  |
| – RAM grille badge in Black (included with Black Appearance Package) (ME3)   | F/P                | F/P        | F/P                |
| Class IV Hitch Receiver (XFH)  | O                  | O          |                    |
| Daytime Running Lamps (DRLs) (LMK)   | •                  | •          | •                  |
| Doors, Rear – 260-degree-opening (GLF)   | •                  | •          |                    |
| – Rear hinged doors with fixed glass (includes deep-tint sunscreen glass, rear window defroster and rearview day/night mirror) (GLB)               | O                  | •          |                    |
| Doors, Side – Right side with fixed window (High Roof models only; includes deep-tint sunscreen glass; included with Crew Van Package) (GKS)       | O/P                | •          |                    |
| – Right side with no glass (GKA)   | •                  |            |                    |
| Front Fog Lamps with Cornering Function (included with Convenience Group) (LNJ)  | P                  | P          | P                  |
| – LED fog lamps with cornering function (included with SLT and SLT+) (LNV)   | P                  | P          | P                  |
| Front Licence Plate Bracket (MDA)  | O                  | O          | O                  |
| Front Mud Flaps (by Mopar®) (MEJ)  |                    |            | F                  |
| Halogen Headlamps (LMA)  | •                  | •          | •                  |
| – Auto High-Beam Headlamp Control (included with Premium Convenience Group and Cold Weather Group on Tradesman®; included with SLT and SLT+) (LMS) | P                  | P          | P                  |
| – Automatic (included with Premium Convenience Group and Cold Weather Group on Tradesman; included with SLT and SLT+) (LMG)                        | P                  | P          | P                  |
| – LED reflector (included with SLT and SLT+) (LPX)   | P                  | P          | P                  |
| Mirrors – Manual-adjust/manual-folding (GTP)   | •                  | •          | •                  |
| – Power-adjust/power-folding, heated (included with Convenience Group) (GTR)   | P                  | P          |                    |
| – Wide power-adjust, heated (included with Convenience Group for Cutaway models) (GTB)   |                    |            | P                  |
| Rain-Sensitive Windshield Wipers (included with Premium Convenience Group on Tradesman, Cold Weather Group, SLT and SLT+) (JHC)                    | P                  | P          | P                  |

• = Standard. O = Optional. P = Available with Package noted. F = Fleet only.

## STANDARD FEATURES AND OPTIONS

|  | Cargo Van          | Window Van | Cutaway            |
|--|--------------------|------------|--------------------|
| CPOS   | 2TA/2TB<br>2TG/2TH | 2TH        | 2TA/2TB<br>2TG/2TH |
| <b>EXTERIOR FEATURES (CONTINUED)</b>   |                    |            |                    |
| RAM Grille in Black with Chrome RAM Badge (ME6/MFF)  | •                  | •          | •                  |
| Rear Door Badging – ProMaster (not available with roll-up rear door) (MUX)   | •                  | •          |                    |
| – Rear Badging Delete (MS8)  | F                  | F          |                    |
| Roll-Up Rear Door (3500 Super-High Roof only; includes power-folding and heated mirrors on Tradesman; includes Blind-Spot Monitoring (BSM) <sup>(2)</sup> and Rear Cross-Path Detection System <sup>(2)</sup> on all models) (GMF) | O                  |            |                    |
| Roof Clearance Lamps – Front (LNC)   | •                  | •          | •                  |
| – Rear (LNG)   | •                  | •          |                    |
| Side Door Badging – ProMaster (included with roll-up rear door on 3500 Cargo Van Super-High Roof models only) (MUU)  | P                  |            | •                  |
| – Side Badging Delete (included with 3500 Cargo Van Super-High Roof 159-inch-wheelbase Extended models only) (MSY)   | F                  |            | F                  |
| Spare Tire Delete (includes tire sealant and air compressor) (TBF)   | •                  | •          | •                  |
| Splash Guards – Vehicle Set (by Mopar; late availability) (MKN)  | O                  | O          |                    |
| Step – Rear Bumper Extension (not available with Class IV hitch receiver; see your retailer for availability; by Mopar) (MDM)  | O                  | O          |                    |
| – Sliding Door Step, Right Side (not available on 118-inch-wheelbase models; see your retailer for availability; by Mopar) (MRZ)   | O                  | O          |                    |
| Taillamp Extension Wiring (XGF)  |                    |            | •                  |
| Tires – LT255/75R16E BSW All-Season (A/S) (TWA)  | •                  | •          | •                  |
| – 225/75R16C BSW A/S (included with SLT and SLT+) (TU5)  | O                  | O          | O                  |
| Upfitter Electronic Module – Vehicle System Interface Module (VSIM) (included with Upfitter's Prep Package) (XXS)  | P                  | P          | P                  |
| Wheels – 16-inch Silver-painted aluminum (included with SLT and SLT+; not available with Black Appearance Package) (WJR)   | P                  | P          | P                  |
| – 16-inch Silver-painted steel with centre cap (WCS)   | •                  | •          | •                  |
| – 16-inch Black-painted steel (not available with Black Appearance Package) (WDL)  | F                  | F          | F                  |
| – 16-inch Black-painted aluminum with machined face (included with SLT and SLT+; not available with Black Appearance Package) (WNY)  | O                  | O          | O                  |
| – 16-inch White-painted steel (not available with Black Appearance Package) (WDW)  | F                  | F          | F                  |
| – 16-inch Black-painted aluminum (included with Black Appearance Package) (WNA)  | P                  | P          | P                  |
| Window – Left-side, second-row fixed with deep-tint sunscreen glass (High Roof or Super-High Roof Cargo Van only; included with Crew Van Package; not available with left-side sliding door) (GEA)                                 | P                  | •          |                    |
| Window Defroster – Rear (requires rear doors with glass on Cargo Van) (GFA)  | P                  | •          |                    |
| <b>INTERIOR FEATURES</b>   |                    |            |                    |
| Air Conditioning – Air Conditioning Delete; heater only (HCD)  | F                  | F          | F                  |
| – Manually controlled, with heat (HAA)   | •                  | •          | •                  |
| – Rear Heater Air Conditioning Prep Package (included with SLT and SLT+; not available with Air Conditioning Delete) (HDG)   | P                  | P          | P                  |
| Assist Handle – Rear Doors (by Mopar) (CSR)  | O                  | O          |                    |

# 2026 RAM PROMASTER®

## STANDARD FEATURES AND OPTIONS

|  | Cargo Van          | Window Van | Cutaway            |
|--|--------------------|------------|--------------------|
| CPOS   | 2TA/2TB<br>2TG/2TH | 2TH        | 2TA/2TB<br>2TG/2TH |
| <b>INTERIOR FEATURES (CONTINUED)</b>   |                    |            |                    |
| Auxiliary Power Outlet – 12-volt, front (JJJ)  | •                  | •          | •                  |
| – 115-volt (included with Power Group on Cargo Van and Window Van; included with SLT and SLT+) (JKV)   | P                  | P          | P                  |
| – Rear (included with Power Group on Cargo Van and Window Van; included with SLT and SLT+) (JKP)   | P                  | P          | P                  |
| Auxiliary Upfitter Switches – Two (included with Upfitter’s Prep Package) (LHL)  | P                  | P          | P                  |
| Cargo Area Lighting – Ambient LED interior lighting (included with SLT and SLT+) (LHA)   | P                  | P          | P                  |
| – Incandescent (LPE)   | •                  | •          |                    |
| – LED rear cargo lamp (packaged with Convenience Group; not available with Crew Van Package) (LDB)   | P                  | P          |                    |
| Cargo Compartment Floor Mat (by Mopar®; not available with Crew Van Package) (CKL)   | O                  |            |                    |
| Cargo Partition – None (CTP)   | •                  | •          |                    |
| – With sliding window (not available with Crew Van Package) (XJ1)  | O                  |            |                    |
| Cargo Tie-Downs – Floor  | •                  |            |                    |
| Cluster – 3.5-inch Thin Film Transistor (TFT) Black-and-White Driver Information Display (DID) (JAE)   | •                  | •          | •                  |
| – 7-inch TFT colour DID (included with Premium Convenience Group on Tradesman®, Active Driving Assist System, <sup>(2)</sup> and SLT or SLT+) (JAL)  | P                  | P          | P                  |
| Floor Mats – All-Weather (not available with passenger double seat or carpet floor mat front walk-thru; by Mopar) (CCK)  | O                  | O          |                    |
| – Premium Carpet (not available with passenger double seat; by Mopar) (CCL)  | O                  | O          |                    |
| Instrument Panel with Bright Bezels (included with SLT and SLT+) (JBD)   | P                  | P          | P                  |
| Power Door Locks – Speed-sensitive (JPH)   | •                  | •          | •                  |
| Rear Door Cargo Net (included with Storage Group) (CKR)  | P                  | P          |                    |
| Seat Belts – Orange (CGQ)  | F                  |            | F                  |
| Seating Surfaces – Cloth (*A7)   | •                  | •          | •                  |
| – Leather-faced bucket (includes driver’s and passenger swivel seats with six-way adjust with Leather Interior Group; not available with Crew Van Package) (*AL)   | P                  | P          | P                  |
| – Vinyl (*B7)  | O                  | O          | O                  |
| Seats – Driver’s and passenger six-way adjust with two-way manual lumbar-adjust (JWB)  | P                  | P          | P                  |
| – Driver’s six-way adjust with two-way manual lumbar-adjust (JVB)  | P                  | P          | P                  |
| – Driver’s swivel (not available with vinyl bucket seats or cargo partition; included with leather-faced bucket seats) (CEA)   | P                  | P          | P                  |
| – Four-way manual-adjust driver’s bucket (JVA)   | •                  | •          | •                  |
| – Heated driver’s (available with driver’s six-way adjust with two-way manual lumbar-adjust seat; included with Cold Weather Group; not available with driver’s swivel seat or leather seats) (CMB)          | P                  | P          | P                  |
| – Heated passenger (requires heated driver’s seat; included in Cold Weather Group; not available with passenger swivel seat; available with passenger six-way adjust with two-way lumbar-adjust seats) (CMC) | P                  | P          | P                  |
| – Passenger double (not available with driver’s swivel seat or passenger six-way adjust with two-way lumbar-adjust seats) (CAA)  | O                  |            |                    |
| – Passenger four-way manual-adjust bucket (JWA)  | P                  | P          | P                  |

• = Standard. O = Optional. P = Available with Package noted. F = Fleet only.

## STANDARD FEATURES AND OPTIONS

|  | Cargo Van          | Window Van | Cutaway            |
|--|--------------------|------------|--------------------|
| CPOS   | 2TA/2TB<br>2TG/2TH | 2TH        | 2TA/2TB<br>2TG/2TH |
| <b>INTERIOR FEATURES (CONTINUED)</b>   |                    |            |                    |
| Seats (continued) – Passenger Seat Delete (includes deactivation of the passenger air bag <sup>(9)</sup> and deletion of the passenger seat belt mount; not available with passenger double seat or passenger six-way adjust with two-way lumbar-adjust seats) (CD9)   | •                  | •          | •                  |
| – Passenger swivel (not available with vinyl bucket seats or cargo partition; included with leather-faced bucket seats and Swivel Seat Group; requires driver’s swivel seat) (CHR)   | P                  | P          | P                  |
| Shelf Above Roof Trim (included with Storage Group) (CTA)  | P                  | P          | P                  |
| Spray-On Floor Liner (by Mopar) (XMF)  | O                  | O          |                    |
| Steering Column – Telescoping (SUC)  | •                  | •          | •                  |
| Steering Wheel – Leather-wrapped (included with Leather Interior Group, Cold Weather Group and Active Driving Assist System <sup>(2)</sup> ) (SCC)   | P                  | P          | P                  |
| Tire Pressure Monitoring Light (XGM)   | •                  | •          | •                  |
| Upfit Interface Connectors (included with Rear-Speaker Wiring Prep) (BC3)  | •                  | •          | •                  |
| Wall Panels – Lower-side (included with upper- and lower-side wall paneling; not available with Crew Van Package) (CMG)  | O/P                | O          |                    |
| – Upper- and lower-side (not available with Crew Van Package) (CTE)  | O                  |            |                    |
| Windows – Power with one-touch down feature (JPY)  | •                  | •          | •                  |
| – Window Guards, Rear (requires rear hinged doors with fixed glass; not available on 118-inch-wheelbase or 136-inch-wheelbase Standard Roof Cargo Vans or 136-inch-wheelbase 2500 Window Van; by Mopar) (XGC)  | O                  | O          |                    |
| Wireless Charging Pad (included with Premium Convenience Group and SLT+) (RFX)   | P                  | P          | P                  |
| Wood Floor – Rear (not available with Spray-On Floor Liner or Crew Van Package) (CME)  | O                  | O          |                    |
| <b>UCONNECT® MULTIMEDIA</b>  |                    |            |                    |
| Factory-Activation/Rear-Speaker Wiring (XAS)   | F                  | F          | F                  |
| Global Telematics Box Module (TBM) (RDG)   | •                  | •          | •                  |
| Rear-Speaker Wiring Prep (includes upfit interface connectors) (RED)   | •                  | •          | •                  |
| Uconnect 5 with 7-inch Display – Includes Apple CarPlay integration <sup>(6)</sup> and Android Auto™ capability, <sup>(6)</sup> hands-free <sup>(13)</sup> phone and audio, integrated centre stack radio and SiriusXM® with 360L <sup>(10)</sup> (UEC)  | •                  | •          | •                  |
| Uconnect 5 NAV with 10.1-inch Display – Includes navigation, <sup>(15)</sup> HD radio, Apple CarPlay integration <sup>(6)</sup> and Android Auto capability, <sup>(6)</sup> Integrated Voice Command <sup>(13)</sup> integrated centre stack and 0 SiriusXM with 360L <sup>(10)</sup> (included with Premium Convenience Group and SLT+) (UEN) | P                  | P          | P                  |
| <b>SAFETY &amp; SECURITY</b>   |                    |            |                    |
| 360° Surround-View Camera System <sup>(1)</sup> (included with Advanced Safety Group; requires wide power-heated mirrors or power-folding/heated mirrors) (XAK)  | P                  | P          |                    |
| Adaptive Cruise Control (ACC) with Stop and Go <sup>(2)</sup> (included with Convenience Group, Cold Weather Group, SLT and SLT+, and Active Driving Assist System <sup>(2)</sup> ) (NHZ)  | P                  | P          | P                  |
| Air Bags <sup>(9)</sup> – Driver’s and front-passenger (CGW)   | •                  | •          | •                  |
| – Supplemental front-seat side (CJ1)   | •                  | •          | •                  |
| – Supplemental side-curtain front (CJ4)  | •                  | •          | •                  |

# 2026 RAM PROMASTER®

## STANDARD FEATURES AND OPTIONS

|   | Cargo Van          | Window Van | Cutaway            |
|---|--------------------|------------|--------------------|
| CPOS  | 2TA/2TB<br>2TG/2TH | 2TH        | 2TA/2TB<br>2TG/2TH |
| <b>SAFETY &amp; SECURITY (CONTINUED)</b>  |                    |            |                    |
| Blind-Spot Monitoring (BSM) <sup>(2)</sup> and Rear Cross-Path Detection System <sup>(2)</sup> (included with roll-up rear door on Super-High Roof models, SLT+ and Safety Group; requires power-heated mirrors or power-folding/heated mirrors) (XAN)  | P                  | P          |                    |
| Drowsy-Driver Detection System <sup>(2)</sup> (XNM)   | •                  | •          | •                  |
| Full-Speed Forward Collision Warning Plus <sup>(2)</sup> with Pedestrian/Cyclist Emergency Braking <sup>(2)</sup> (LSU)   | •                  | •          | •                  |
| Intelligent Speed Assist (ISA) <sup>(2)</sup> (included with Safety Group and SLT+) (NH4)   | P                  | P          | P                  |
| Lane Departure Warning Plus <sup>(2)</sup> (included with Safety Group and SLT+) (LAS)  | P                  | P          | P                  |
| Multi-Collision Braking (BNA)   | •                  | •          | •                  |
| Parallel and Perpendicular Park and Unpark Assist <sup>(2)</sup> (included with Advanced Safety Group, SLT and SLT+; requires front fog lamps or front LED fog lamps) (XPK)   | P                  | P          |                    |
| Park-Sense® Front/Rear Park Assist System <sup>(2)</sup> (included with Safety Group and SLT+; requires front fog lamps or front LED fog lamps; not available with Parallel and Perpendicular Park and Unpark Assist <sup>(2)</sup> ) (XAG)   | P                  | P          |                    |
| Park-Sense Rear Park Assist System <sup>(2)</sup> (included with Premium Convenience Group on Tradesman®; not available with Park-Sense Front/Rear Park Assist System <sup>(2)</sup> or Parallel and Perpendicular Park and Unpark Assist <sup>(2)</sup> ) (XAA)  | O/P                | O/P        |                    |
| ParkView® Rear Back-Up Camera <sup>(2)</sup> with Dynamic Grid Lines (not available with 360° Surround-View Camera System <sup>(1)</sup> ) (XAC)  | •                  | •          |                    |
| ParkView Rear Back-Up Camera Kit <sup>(2)</sup> (XA3)   |                    |            | •                  |
| Rearview Auto-Dimming Digital Display Mirror (included with Safety Group and SLT+) (GRG)  | P                  | P          | P                  |
| Remote Keyless Entry (GXM)  | •                  | •          | •                  |
| Remote Proximity Keyless Entry (included with Premium Convenience Group and SLT+; requires Park-Sense Rear Park Assist System <sup>(2)</sup> Park-Sense Front/Rear Park Assist System <sup>(2)</sup> or Parallel and Perpendicular Park and Unpark Assist <sup>(2)</sup> on Cargo Van and Window Van) (GXD) | P                  | P          | P                  |
| Remote Start System (included with SLT and SLT+) (XBM)  | P                  | P          | P                  |
| Security Alarm <sup>(20)</sup> (included with SLT and SLT+) (LSA)   | P                  | P          | P                  |
| Traffic Sign Recognition System <sup>(5)</sup> (SJB)  | •                  | •          | •                  |
| – Traffic Sign Information <sup>(5)</sup> (included with Premium Convenience Group and SLT+) (SJF)  | P                  | P          | P                  |

## PACKAGES/EQUIPMENT GROUPS

|  |   |   |   |
|--|---|---|---|
| Advanced Safety Group – Includes Active Driving Assist System <sup>(2)</sup> on all SLT and SLT+ models, 360° Surround-View Camera System <sup>(1)</sup> and Parallel and Perpendicular Park and Unpark Assist <sup>(2)</sup> on Cargo Van and Window Van (requires wide heated mirrors or power-folding/heated mirrors) (ALP) | O | O | O |
|--|---|---|---|

## STANDARD FEATURES AND OPTIONS

|   | Cargo Van          | Window Van | Cutaway            |
|---|--------------------|------------|--------------------|
| CPOS  | 2TA/2TB<br>2TG/2TH | 2TH        | 2TA/2TB<br>2TG/2TH |
| <b>PACKAGES/EQUIPMENT GROUPS (CONTINUED)</b>  |                    |            |                    |
| Ambient LED Interior Lighting (included with SLT and SLT+) (LHA)  | P                  | P          | P                  |
| Black Appearance Package – Includes Black exterior badging, Black RAM grille badge and 16-inch Black-painted aluminum wheels (available on SLT+ only) (AMQ)   | O                  | O          | O                  |
| Cold Weather Group – Includes 220-amp alternator, heated driver's and passenger seats with six-way manual-adjust and two-way lumbar-adjust, heated windshield, rain-sensitive windshield wipers, Auto High-Beam Headlamp Control, heated steering wheel, Adaptive Cruise Control (ACC) with Stop and Go <sup>(2)</sup> and leather-wrapped steering wheel (not available on all models) (AD7)                                     | O                  | O          | O                  |
| Convenience Group – Includes front fog lamps and ACC with Stop and Go <sup>(2)</sup> (adds wide power-heated mirrors on Cutaway models; adds power-folding and heated mirrors and rear cargo LED lamp on Cargo Van and Window Van) (AJK)  | O                  | O          | O                  |
| Crew Van Package – Includes Mopar® Crew Van Kit, driver's-side second-row fixed window, passenger sliding door with window and second-row bench seat (provides seating for up to five including driver; up to six passengers with front-passenger double seat; restrictions apply; not available on all models; requires High Roof or Super-High Roof) (AAF)  | O                  |            |                    |
| Leather Interior Group – Includes Black/Grey leather-faced driver's and passenger bucket and swivel seats and leather-wrapped steering wheel (available on SLT and SLT+) (AJD)  | O                  | O          | O                  |
| Power Group – Includes 220-amp alternator, 100-amp battery, 12-volt rear auxiliary power outlet and 115-volt auxiliary power outlet (available on Tradesman) (ATT)  | O                  | O          |                    |
| Premium Convenience Group – Includes remote proximity keyless entry, wireless charging pad, rain-sensitive windshield wipers, 7-inch Thin Film Transistor (TFT) colour cluster, automatic headlamps, Auto High-Beam Headlamp Control, Uconnect® 5 NAV with 10.1-inch display, Traffic Sign Information <sup>(5)</sup> and Park-Sense Rear Park Assist System <sup>(2)</sup> (requires ACC with Stop and Go <sup>(2)</sup> ) (ADK) | O                  | O          | O                  |
| Rear Heater Air Conditioning Prep Package (included with SLT and SLT+; not available with Air Conditioning Delete) (HDG)  | P                  | P          | P                  |
| Safety Group – Includes rearview auto-dimming digital display mirror, Park-Sense Front/Rear Park Assist System <sup>(2)</sup> ISA <sup>(2)</sup> Lane Departure Warning Plus <sup>(2)</sup> and BSM <sup>(2)</sup> and Rear Cross-Path Detection System <sup>(2)</sup> (available on Tradesman and SLT) (AJ1)   | O                  | O          |                    |
| Storage Group – Includes underseat storage tray, cargo net, and shelf above roof trim on Cargo Van and Window Van (deletes cargo net on Cutaway) (ALV)  | O                  | O          | O                  |
| Swivel Seat Group – Includes driver's and passenger swivel seats with six-way manual-adjust, two-way lumbar-adjust and armrest (available on SLT and SLT+) (AFD)  | O                  | O          | O                  |
| Upfitter's Prep Package – Includes two auxiliary switches and upfitter electronic module (Vehicle System Interface Module (VSIM)) (AZ3)   | O                  | O          | O                  |

# 2026 RAM 1500



## SELECT FEATURES

- 3.6L Pentastar™ V6 engine with eTorque/8-speed Automatic transmission
- Air conditioning – Manual
- Axle – 3.21 ratio
- Battery – 730-amp
- Cluster – Instrument, with 3.5-inch display screen for the Driver Information Display
- Fuel tank – 98.4- or 124.9-litre (26- or 33-US gallon; depending on trim, cab and engine configuration)
- Headlamps – Automatic, LED reflector with incandescent taillamps
- Mirrors – 6x9-inch
- Seats – 40/20/40 split-bench front with folding front armrest/cup holder and folding rear bench
- Steering – Electronic, rack and pinion
- Styled steel wheels – 18x7.5-inch painted steel
- Suspension – Front, upper and lower A-arms, coil springs, twin-tube shocks with Frequency Response Damping
  - Rear, five-link, coil springs, twin-tube shocks with Frequency Response Damping
- Tires – P18-inch BSW All-Season (A/S)
- Transfer case – Electronic, part-time (4x4 models only)
- Windows – Power; one-touch up/down driver's and front-passenger

## SAFETY & SECURITY

- Active Lane Management System<sup>(2)</sup>
- Adaptive Cruise Control (ACC) with Stop and Go<sup>(2)</sup>
- Air bags<sup>(19)</sup> – Advanced multistage front
  - Supplemental side-curtain
  - Supplemental front-seat side-mounted
- Auto High-Beam Headlamp Control
- Blind-Spot Monitoring (BSM)<sup>(2)</sup> and Rear Cross-Path and Trailer Detection System<sup>(2)</sup>
- Brakes – Power-assisted four-wheel antilock disc
- Electronic parking brake
- Electronic Stability Control (ESC)<sup>(3)</sup>
- Full-Speed Forward Collision Warning Plus<sup>(2)</sup>
- Park-Sense® Front/Rear Park Assist System with Stop<sup>(2)</sup>
- ParkView® Rear Back-Up Camera<sup>(2)</sup>
- Pedestrian/Cyclist Emergency Braking<sup>(2)</sup>
- Rear-seat reminder alert
- Remote keyless entry
- Remote Start System
- Sentry Key® Theft Deterrent System
- Tailgate-ajar warning lamp
- Tire Pressure Fill Alert System
- Tire pressure monitor

## AVAILABLE FLEET FEATURES

- Active Driving Assist System<sup>(2)</sup>
- Advanced Safety Group
- Black vinyl floor covering
- LT275/65R18C OWL On-/Off-Road tires
- Power Driver's Seat Group (Available on Tradesman®)

| ENGINES                          | HORSEPOWER | TORQUE |
|----------------------------------|------------|--------|
| 3.6L Pentastar V6 with eTorque   | 305        | 271    |
| 3.0L I-6 Hurricane SO Twin-Turbo | 420        | 469    |
| 3.0L I-6 Hurricane HO Twin-Turbo | 540        | 521    |
| 5.7L HEMI® V8 with eTorque       | 395        | 410    |

| FUEL ECONOMY <sup>(17)</sup> L/100 km (mpg) |                     |
|---|---------------------|
| Fuel Economy (EPA-estimated L/100 km (mpg)) | City/Hwy            |
| – 3.6L Pentastar V6 with eTorque            | 12.1 (23)/9.7 (29)  |
| – 3.0L I-6 Hurricane SO Twin-Turbo          | 13.2 (21)/9.9 (29)  |
| – 3.0L I-6 Hurricane HO Twin-Turbo          | 15.7 (18)/11.5 (25) |
| – 5.7L HEMI V8 with eTorque                 | 14.7 (19)/11.6 (24) |

| TOWING* kg (lb)                                 |               |
|---|---------------|
| Maximum Towing – 3.6L Pentastar V6 with eTorque | 3388 (7470)   |
| – 3.0L I-6 Hurricane SO Twin-Turbo              | 5089 (11,220) |
| – 3.0L I-6 Hurricane HO Twin-Turbo              | 4535 (10,000) |
| – 5.7L HEMI V8 with eTorque                     | 4613 (10,170) |

\*When properly equipped.

# 2026 RAM 1500

## EXTERIOR PAINT COLOURS\*



\*Selections may not be available on all trim levels/models and may be limited/restricted based on availability.

| EXTERIOR DIMENSIONS, mm (in)          |                         |                         |                         |
|---------------------------------------|-------------------------|-------------------------|-------------------------|
|                                       | Quad Cab®               | Crew Cab                |                         |
|                                       | 4x4                     | 4x4                     | 4x4                     |
| Wheelbase                             | 3570 (140.6)            | 3672 (144.6)            | 3898 (153.5)            |
| Box Length (ft)                       | 6'4"                    | 5'7"                    | 6'4"                    |
| Overall Length, including Rear Bumper | 5801 (228.4)            | 5903 (232.4)            | 6129 (241.3)            |
| Overall Height – Empty (SB:LB)        | 1972 (77.6)             | 1972 (77.6)             | 1969 (77.5)             |
| Overall Width                         | 2084 (82.1)             | 2062 (81.2)             | 2062 (81.2)             |
| Track (front /rear)                   | 1741 (68.5)/1729 (68.1) | 1741 (68.5)/1729 (68.1) | 1741 (68.5)/1729 (68.1) |
| Tailgate Load Height                  | 883 (34.8)              | 881 (34.7)              | 880 (34.6)              |
| Max GVWR, kg (lb)                     | 3221 (7100)             | 3221 (7100)             | 3221 (7100)             |
| Max Payload, kg (lb)                  | 866 (1910)              | 835 (1840)              | 794 (1750)              |
| Fuel Tank Capacity, L (gal)           | 98.4 (26)/124.9 (33)    |                         |                         |

SB:LB = Short Box:Long Box.

| INTERIOR DIMENSIONS, mm (in) |                         |                         |
|------------------------------|-------------------------|-------------------------|
| All Ram Interiors            | Quad Cab                | Crew Cab                |
| Headroom (front /rear)       | 1038 (40.9)/995 (39.2)  | 1038 (40.9)/1011 (39.8) |
| Hip Room (front /rear)       | 1610 (63.4)/1610 (63.4) | 1610 (63.4)/1610 (63.4) |
| Shoulder Room (front /rear)  | 1676 (66)/1668 (65.7)   | 1676 (66)/1670 (65.7)   |
| Legroom (front /rear)        | 1040 (40.9)/903 (35.6)  | 1040 (40.9)/1147 (45.2) |
| Seat Travel (max)            | 220 (8.7)               | 220 (8.7)               |

| RAM CARGO BOXES, mm (in)         |             |             |
|----------------------------------|-------------|-------------|
|                                  | 5'7" Box    | 6'4" Box    |
| SAE Volume, cu m (cu ft)         | 1.5 (53)    | 1.7 (61.5)  |
| Length at Floor, Tailgate Closed | 1711 (67.4) | 1937 (76.3) |
| Cargo Width                      | 1687 (66.4) | 1687 (66.4) |
| Distance between Wheelhouses     | 1295 (51)   | 1295 (51)   |
| Depth                            | 543 (21.4)  | 545 (21.5)  |
| Tailgate Opening Width           | 1525 (60)   | 1525 (60)   |

# 2026 RAM 1500

## STANDARD FEATURES AND OPTIONS

|  | Tradesman® | Express | Warlock | Big Horn® | Sport | Rebel® | Laramie® | Limited | Limited Longhorn™ | Tungsten |
|--|------------|---------|---------|-----------|-------|--------|----------|---------|-------------------|----------|
| CPOS   | A          | D       | B       | Z/R       | L     | W      | H        | M       | K                 | V        |
| <b>ENGINES / TRANSMISSIONS</b>   |            |         |         |           |       |        |          |         |                   |          |
| 3.6L Pentastar™ V6 with eTorque / 8-speed Automatic (ERG / DFT)                    | •          | •       | •       | •         |       |        |          |         |                   |          |
| 3.0L I-6 Hurricane Standard-Output (SO) Twin-Turbo / 8-speed Automatic (EFH / DFR) | 0          | 0       | 0       | 0         | •     | •      | •        |         |                   |          |
| 3.0L I-6 Hurricane High-Output (HO) Twin-Turbo / 8-speed Automatic (EFC / DFR)     |            |         |         |           |       |        |          | •       | •                 | •        |
| 5.7L HEMI® V8 with eTorque / 8-speed Automatic (EZL / DFR)                         | 0          | 0       | 0       | 0         | 0     | 0      | 0        | 0       | 0                 |          |
| Body Model – Quad Cab® 6'4"-box - 140.5-inch wheelbase (41)                        | •          | •       |         | •         |       |        |          |         |                   |          |
| – Crew Cab 5'7"-box (98)   | 0          | 0       | •       | 0         |       | •      | •        | •       | •                 | •        |
| – Crew Cab 6'4"-box (91)   | 0          | 0       |         | 0         |       |        | 0        | 0       | 0                 |          |
| Drive System – 4x4 (3)   | •          | •       | •       | •         |       | •      | •        | •       | •                 | •        |

## MECHANICAL FEATURES

|   |       |       |   |       |  |   |     |     |     |     |
|---|-------|-------|---|-------|--|---|-----|-----|-----|-----|
| Rear Axle – 3.21 ratio (DMC)  | •/P   | •/P   | • | •     |  |   | •   |     |     |     |
| – 3.55 ratio (DMD)  | •/0/P | •/0/P | 0 | •/0/P |  |   | •   |     |     |     |
| – 3.92 ratio (DMH)  | 0     | 0     | 0 | 0     |  | • | 0   | •   | •   | •   |
| – Electronic locking differential (available only on 3.92 axle ratio; included with Off-Road Group and Back Country Package; 4x4 only) (DSH)        | 0/P   | 0/P   | • | 0/P   |  | • | 0/P | 0/P | 0/P | 0/P |
| – Antispin differential (included with Night Edition) (DSA)   | 0/P   | 0/P   |   | 0/P   |  |   | 0/P | •   | •   | •   |
| Battery – 730-amp (BCN)   | •     | •     | • | •     |  |   |     |     |     |     |
| – 700-amp (included with EFH) (BCV)   | P     | P     | P | P     |  | • | •   | •   | •   | •   |
| Fuel Fill – Capless with secondary seal (XJM)   | •     | •     | • | •     |  | • | •   | •   | •   | •   |
| Fuel Tank – 98.4-litre (26-US gallon; included with EFH on Quad Cab models) (NFW)   | •     | •     | • | •     |  | • | •   |     |     |     |
| – 124.9-litre (33-US gallon; standard on Crew Cab 6'4"-box models; requires H1, H2, X1, X2, P1 or P2 Group; Crew Cab only) (NFF)                    | •/0   | •/0   | 0 | •/0   |  | 0 | •/0 | •   | •   | •   |
| Grille Shutters – Active (MDX)  | •     | •     | • | •     |  | • | •   | •   | •   | •   |
| Shock Absorbers – Front, heavy-duty (SFB)   | •     | •     | • | •     |  |   | •   | •   | •   | •   |
| – Off-road (included with Off-Road Group) (SFD)   | P     | P     |   | P     |  |   | P   | P   | P   | P   |
| – Bilstein® shocks (SFC)  |       |       |   | •     |  | • |     |     |     |     |
| – Rear, heavy-duty (SGB)  | •     | •     | • | •     |  |   | •   | •   | •   | •   |
| – Off-road (included with Off-Road Group) (SGD)   | P     | P     |   | P     |  |   | P   | P   | P   | P   |
| – Bilstein shocks (SGC)   |       |       |   | •     |  | • |     |     |     |     |
| Steering – Electronic power (rack and pinion) (SBL)   | •     | •     | • | •     |  | • | •   | •   | •   | •   |
| Suspension – Front, upper and lower A-arms, coil springs and twin-tube shocks   | •     | •     | • | •     |  | • | •   |     |     |     |
| – Rear, five-link, coil springs and twin-tube shocks  | •     | •     | • | •     |  | • | •   |     |     |     |
| – Active-Level™ Four-Corner Air Suspension System (requires H2, X1, X2, P1 or P2 Group; not available with 3.6L Pentastar V6 (Crew Cab only)) (SER) |       |       |   | 0     |  | 0 | 0   | •   | •   | •   |
| Transfer Case (4x4 only) – Electronic part-time (DH9)   | •     | •     | • |       |  |   |     |     |     |     |
| – Electronic on-demand (DH8)  |       |       |   | •     |  | • | •   | •   | •   | •   |

• = Standard. 0 = Optional. P = Available with Package noted. F = Fleet only.

## STANDARD FEATURES AND OPTIONS

|  | Tradesman® | Express | Warlock | Big Horn® | Sport | Rebel® | Laramie® | Limited | Limited Longhorn™ | Tungsten |
|--|------------|---------|---------|-----------|-------|--------|----------|---------|-------------------|----------|
| CPOS   | A          | D       | B       | Z/R       | L     | W      | H        | M       | K                 | V        |
| <b>EXTERIOR FEATURES</b>   |            |         |         |           |       |        |          |         |                   |          |
| Air Dam – Fixed (MXA)  | •          | •       | •       | •         |       | •      | •        | •       | •                 | •        |
| – Active (not available with air suspension on Big Horn and Laramie) (MXB)   | •          | •       | •       | •         |       |        | •        | •       | •                 | •        |
| Antenna – Shark-fin (AM / FM / SiriusXM®(10) / GPS) (RD3 / JLP)  | •          | •       | •       | •         |       | •      | •        | •       | •                 | •        |
| Bed Rail Caps – Black  | •          | •       | •       | •         |       | •      | •        | •       | •                 | •        |
| Bedliner – Spray-in (included with Bed Utility Group) (XMF / AA1)  | P          | P       | P       | P         |       | P      | P        | •       | •                 | •        |
| – Spray-In Delete (XM9)  |            |         |         |           |       |        |          | 0       | 0                 | 0        |
| Bodyside Mouldings – Chrome (not available with Night Edition) (MJB)   |            |         |         |           |       |        |          | •       |                   |          |
| – Tungsten (MHH)   |            |         |         |           |       |        |          |         |                   | •        |
| Daylight Opening (DLO) Mouldings – Black (included with Night Edition) (MMR)   | •          | •       | •       | •         |       | •      | •        | P       |                   |          |
| – Chrome (MMF)   |            |         |         |           |       |        |          | •       | •                 | •        |
| Bumpers – Front and rear, Black (MB1 / MBN)  | •          |         | •       |           |       |        |          |         |                   |          |
| – Chrome (included with Chrome Appearance Group) (MCT / MBF)   | P          |         |         | •         |       |        | •        | •       | •                 |          |
| – Black powder-coated (MC6 / MB5)  |            |         |         |           |       | •      |          |         |                   |          |
| – Body-colour-painted (included with Sport Appearance Package, Night Edition and Body-Colour Bumper Group) (MBP / MBQ) | P          | •       |         | P         |       |        | P        | P       | P                 |          |
| – Body-colour-painted full front fascia and Body-colour-painted rear bumper (MBL / MBQ)                                |            |         |         |           |       |        |          |         |                   | •        |
| Door Handles – Black moulded-in-colour (MNA)   | •          | •       | •       | •         |       | •      |          |         |                   |          |
| – Body-colour (included with Sport Appearance Package) (MNK)   |            |         |         | P         |       |        | •        | •       | •                 | •        |
| – Gloss Black-painted (included with X2 Group and Night Edition) (MNV)   |            |         |         | P         |       | P      | P        | P       |                   |          |
| Exhaust – Single   | •          | •       | •       | •         |       |        |          |         |                   |          |
| – Dual, Bright tips (included with EZL and EFH; requires Chrome Appearance Group on Tradesman) (NER)                   | P          | P       |         | P         |       |        | •        | •       | •                 | •        |
| – Dual, Black tips (included with EZL and EFH on Tradesman, Warlock and Night Edition) (NEP)                           | P          | P       | P       | P         |       | •      | P        | P       |                   |          |
| Fog Lamps – LED (included with Sport Appearance Package, Warlock and Night Edition on Tradesman) (LNV)                 | P          | •       | •       | •         |       | •      | •        | •       | •                 |          |
| – Premium LED (LNT)  |            |         |         |           |       |        |          |         |                   | •        |
| Glass – Tinted windows (GAC)   | •          | •       | •       | •         |       | •      | •        | •       | •                 | •        |
| – Privacy glass / deep-tint sunscreen (rear door) (GEG)  | •          | •       | •       | •         |       | •      | •        | •       | •                 | •        |
| – Acoustic laminated glass (front door) (GAQ)  | •          | •       | •       | •         |       | •      | •        | •       | •                 | •        |
| Grille – Black surround, Black insert  | •          |         | •       |           |       |        |          |         |                   |          |
| – Chrome surround, Black insert with Chrome “RAM” letters (included with Chrome Appearance Group)                      | P          |         |         |           |       |        |          |         |                   |          |
| – Chrome surround, Black insert with Chrome “RAM” letters  |            |         |         | •         |       |        |          |         |                   |          |
| – Body-colour surround, Black insert with Chrome “RAM” letters (included with Sport Appearance Package)                |            | •       |         | P         |       |        | P        |         |                   |          |
| – Black surround, Black insert with Black “RAM” letters (included with Night Edition)                                  | P          |         |         | P         |       |        | P        |         |                   |          |
| – Unique Black Rebel grille  |            |         |         |           |       | •      |          |         |                   |          |
| – Chrome surround, Chrome billet insert with Chrome “RAM” letters  |            |         |         |           |       |        | •        |         |                   |          |
| – Unique Limited Chrome surround, Chrome insert with Chrome “RAM” letters  |            |         |         |           |       |        |          | •       | •                 |          |

# 2026 RAM 1500

## STANDARD FEATURES AND OPTIONS

| CPOS | Tradesman® | Express | Warlock | Big Horn® | Sport | Rebel® | Laramie® | Limited | Limited Longhorn™ | Tungsten |
|------|------------|---------|---------|-----------|-------|--------|----------|---------|-------------------|----------|
|      | A          | D       | B       | Z/R       | L     | W      | H        | M       | K                 | V        |

### EXTERIOR FEATURES (CONTINUED)

|  |   |   |   |   |  |   |   |   |   |   |
|--|---|---|---|---|--|---|---|---|---|---|
| Grille (continued) – Unique Limited Black-painted grille (included with Night Edition)   |   |   |   |   |  |   |   | P |   |   |
| – Unique Tungsten Chrome surround with Chrome insert   |   |   |   |   |  |   |   |   |   | • |
| Headlamps – Dark internal headlamp bezels (included with Night Edition) (MFA)  | • | • | • | P |  | • | P | P |   |   |
| – LED reflector headlamps (LM3)  | • | • | • | • |  | • | • |   |   |   |
| – Bi-functional LED projector headlamps (LM6)  |   |   |   |   |  |   |   | • | • | • |
| – Automatic (day/night sensor) (LMG)   | • | • | • | • |  | • | • | • | • | • |
| – Auto High-Beam Headlamp Control (LMS)  | • | • | • | • |  | • | • | • | • | • |
| Sport Performance Hood (included with Black Express Edition, Sport Appearance Package and Night Edition) (MGB)   |   | P |   |   |  | • | P | P |   |   |
| Lighting – Cargo box Centre High-Mounted Stop Lamp (CHMSL) (LPE)   | • | • | • | • |  | • | • | • | • |   |
| – Cargo box LED CHMSL (included with Technology Group and M1 Group) (LPH)  |   |   |   | P |  | P | P | P | P | • |
| – LED bed lighting (included with tonneau cover and Bed Utility Group) (LPL)   | P | P | P | P |  | • | • | • | • | • |
| Mirrors, Exterior – 6x9-inch, powered, Black moulded-in-colour, manual-folding, heated, convex wide-angle insert (GT6)   | • | • | • | • |  | • |   |   |   |   |
| – 6x9-inch, powered, Black moulded-in-colour, power-folding, heated, auto-dimming, convex wide-angle insert; includes exterior courtesy lamps and supplemental turn signal (included with H1, H2 and X1 Groups) (GUK)  |   |   |   | P |  | P |   |   |   |   |
| – 6x9-inch, powered, Chrome, power-folding, heated, auto-dimming, multifunctional, convex wide-angle insert; includes exterior courtesy lamps, supplemental turn signal and position memory (GU4)  |   |   |   |   |  |   | • | • | • | • |
| – 6x9-inch, powered, Gloss Black-painted, premium power-folding, heated, auto-dimming, multifunctional, convex wide-angle insert; includes exterior courtesy lamps, supplemental turn signal and position memory (included with X2 Group, Sport Appearance Package and Night Edition) (GT4)  |   |   |   | P |  | P | P | P |   |   |
| – 7x11-inch trailer-tow, powered, Black moulded-in-colour, heated, manual-folding; includes exterior courtesy lamps, clearance/running lights and supplemental turn signal (included with Trailer-Tow Group) (GPG)   | P | P | P | P |  | P |   |   |   |   |
| – 7x11-inch trailer-tow, powered, Chrome, heated, multifunctional; includes exterior courtesy lamps, supplemental turn signal, auto-dimming, power-folding, power-telescoping, clearance/running lights, Forward and Reverse utility lights, and position memory (included with Trailer-Tow Group) (GP2)   |   |   |   |   |  |   | P | O | O | O |
| – 7x11-inch trailer-tow, powered, Black, heated, multifunctional; includes exterior courtesy lamps, supplemental turn signal, auto-dimming, power-folding, power-telescoping, clearance/running lights, Forward and Reverse utility lights, and position memory (included with Trailer-Tow Group if equipped with X2 Group, Sport Appearance Package or Night Edition) (GP1) |   |   |   |   |  | P | P | P |   |   |
| Paint – Monotone (APA)   | • | • | • | • |  | O | • | • | • | • |
| – Two-tone (included with Back Country Package) (APD)  |   |   |   | P |  | • |   |   |   |   |
| Skid Plates – Transfer case (included with Back Country Package, Protection Group and Off-Road Group) (XEF)  | P | P | • | P |  | • | P | P | P | P |

• = Standard. O = Optional. P = Available with Package noted. F = Fleet only.

## STANDARD FEATURES AND OPTIONS

| CPOS | Tradesman® | Express | Warlock | Big Horn® | Sport | Rebel® | Laramie® | Limited | Limited Longhorn™ | Tungsten |
|------|------------|---------|---------|-----------|-------|--------|----------|---------|-------------------|----------|
|      | A          | D       | B       | Z/R       | L     | W      | H        | M       | K                 | V        |

### EXTERIOR FEATURES (CONTINUED)

|   |            |   |   |     |  |   |   |   |   |   |
|---|------------|---|---|-----|--|---|---|---|---|---|
| Skid Plates (continued) – Electronic power steering (included with Back Country Package, Protection Group and Off-Road Group) (XJ2)                                 | P          | P | • | P   |  | • | P | P | P | P |
| – Fuel tank (included with Back Country Package, Protection Group and Off-Road Group) (XEE)   | P          | P | • | P   |  | • | P | P | P | P |
| Side Steps/Running Boards – Black Side Running Boards, Cab-Length (Mopar®; included with Black Express Edition; requires L1, X1 or X2 Group or Night Edition) (MRU) | F/O/PF/O/P |   | O | O   |  | O | O |   |   |   |
| – Chrome side steps, wheel-to-wheel (not available with Night Edition; requires H1, H2, P1 or P2 Group) (MRA)   |            |   |   | O   |  |   | O |   |   |   |
| – Running boards, power-deployable (requires P2 Group) (MY7)  |            |   |   |     |  |   | O | • | • | • |
| – Bed step, deployable (included with Bed Utility Group) (MDN/MD1)  | P          | P | P | P   |  | P | P | P | P | P |
| Storage – RamBox® System (available with 5'7"-box model only; included with M1 Group; requires H1, H2, X1, X2, P1 or P2 Group) (XB9)                                |            |   |   | O   |  | O | O | P | P | • |
| – Bed divider (included with Bed Utility Group if equipped with RamBox System) (CKX)  |            |   |   | P   |  | P | P | P | P | P |
| Tailgate – Standard, locking (XJJ)  | •          | • | • | •   |  | • | • | • | • | • |
| – Tailgate-ajar warning lamp (LAN)  | •          | • | • | •   |  | • | • | • | • | • |
| – Fully damped/assisted tailgate (MWD)  | •          | • | • | •   |  | • | • | • | • | • |
| – Power-release tailgate (included with H2, X1 and P1 Groups and multifunction tailgate) (JKR)  |            |   |   | P   |  | P | P | P | P |   |
| – Power up/down tailgate (included with X2 or P2 Group) (JRC)   |            |   |   |     |  | P | P | • | • | • |
| – Multifunction tailgate (requires spray-in bedliner and H1 or H2 Group) (MWK)  |            |   |   | O   |  | O | O | O | O | O |
| – LED hitch lamp in tailgate (LNK)  | •          | • | • | •   |  | • | • | • | • | • |
| Taillamps – Incandescent (LA6)  | •          | • | • | •   |  | • | • |   |   |   |
| – Premium LED (LAY)   |            |   |   |     |  |   |   | • | • | • |
| – Black taillamp bezels (included with Night Edition) (LTG)   | •          | • | • | P   |  | • | P | P |   |   |
| – Chrome taillamp bezels (LTM)  |            |   |   |     |  |   |   |   |   | • |
| Tie-Downs – Lower, fixed (four) (CKT)   | •          | • |   | •   |  | • | • | • | • | • |
| Tires – LT275/65R18C OWL On-/Off-Road (included with Off-Road Group) (TCP)  | F/P        |   |   | F/P |  |   |   |   |   |   |
| – 275/65R18 BSW All-Season (A/S) (TUM)  | •          |   |   | •   |  |   |   |   |   |   |
| – LT275/70R18E OWL All-Terrain (A/T) (TT6)  |            |   |   | •   |  | • |   |   |   |   |
| – 275/55R20 OWL A/S (included with Sport Appearance Package and Night Edition) (TUB)  | P          | • |   | O/P |  |   | P | • | • |   |
| – 275/55R20 BSW A/S (TTH)   |            |   |   | O/P |  |   | • |   |   |   |
| – 275/55R20 BSW A/T (included with Off-Road Group if equipped with 20-inch wheels) (TXP)  | P          | P |   | P   |  |   | P | P | P |   |
| – 285/45R22XL BSW A/S (included with 22-inch wheel offerings) (TAR)   |            |   |   |     |  |   | P | P | P | • |
| – 285/45R22XL BSW A/T (included with Off-Road Group if equipped with 22-inch wheels) (TXR)  |            |   |   |     |  |   | P | P | P | P |
| – Spare tire - Full-size temporary-use (TBS)  | •          | • |   | •   |  |   | • | • | • |   |
| – Spare tire - Full-size with matching wheel (TBW)  |            |   |   |     |  |   |   |   |   | • |
| – Spare tire - Full-size (included with Off-Road Group) (TBB)   | P          | P | • | P   |  | • | P | P | P | P |

# 2026 RAM 1500

## STANDARD FEATURES AND OPTIONS

| CPOS | Tradesman® | Express | Warlock | Big Horn® | Sport | Rebel® | Laramie® | Limited | Limited Longhorn™ | Tungsten |
|------|------------|---------|---------|-----------|-------|--------|----------|---------|-------------------|----------|
|      | A          | D       | B       | Z/R       | L     | W      | H        | M       | K                 | V        |

### EXTERIOR FEATURES (CONTINUED)

|  |     |   |   |     |  |   |     |   |   |   |
|--|-----|---|---|-----|--|---|-----|---|---|---|
| Tonneau Cover – Tri-fold, soft; includes bed lighting (included with M1 Group) (CS7)                           | O   | O |   | O   |  | O | O   | P | P | • |
| Tow Hooks – Front, Black (included with Protection Group and Off-Road Group) (XEA)                             | P   | P | • | P   |  | • | P   | • | • |   |
| Trailer Tow – Four-/seven-pin connector (XFK)  | •   | • | • | •   |  | • | •   | • | • | • |
| – Class IV hitch receiver (XFH)  | •   | • | • | •   |  | • | •   | • | • | • |
| Wheels – 18x7.5-inch painted steel (WBF)   | •   |   |   |     |  |   |     |   |   |   |
| – 18x8-inch painted aluminum (included with Chrome Appearance Group) (WBB)                                     | O/P |   |   | •   |  |   |     |   |   |   |
| – 18x8-inch Black-painted aluminum (included with Back Country Package) (WBP)                                  |     |   | • | P   |  |   |     |   |   |   |
| – 18x8-inch Mid-Gloss Black-painted aluminum (WBL)   |     |   |   |     |  | • |     |   |   |   |
| – 20x9-inch polished/painted aluminum (optional with Chrome Appearance Group on Tradesman) (WRF)               | O   | • |   |     |  |   |     |   |   |   |
| – 20x9-inch Chrome-clad aluminum (included with H2 Group) (WRK)  |     |   |   | O/P |  |   |     |   |   |   |
| – 20x9-inch Chrome-clad aluminum (WRD)   |     |   |   | O   |  |   |     |   |   |   |
| – 20x9-inch Chrome-clad aluminum (WRH)   |     |   |   | O   |  |   |     |   |   |   |
| – 20x9-inch Black-painted-clad aluminum (included with Black Express Edition and Night Edition) (WRN)          |     | P |   | P   |  |   |     |   |   |   |
| – 20x9-inch premium painted, polished aluminum (WRL)   |     |   |   |     |  |   | •   |   |   |   |
| – 20x9-inch premium painted, polished aluminum (WRM)   |     |   |   |     |  |   |     | • | • |   |
| – 22x9-inch Black-painted aluminum (included with Night Edition; optional with Sport Appearance Package) (WPH) |     |   |   |     |  |   | O/P |   |   |   |
| – 22x9-inch premium painted, polished aluminum (WPG)   |     |   |   |     |  |   |     | O | O |   |
| – 22x9-inch Black-painted aluminum (included with Night Edition) (WPD)   |     |   |   |     |  |   |     | P |   |   |
| – 22x9-inch polished/painted aluminum with inserts (WPA)   |     |   |   |     |  |   |     |   |   | • |
| Wheels, Spare – 18-inch steel (WIC)  | •   | • |   | •   |  | • | •   | • | • |   |
| – 18-inch aluminum (WIF)   |     |   | • |     |  |   |     |   |   |   |
| – 20-inch aluminum (included with Off-Road Group if equipped with 22-inch wheels) (WIJ)                        |     |   |   |     |  |   | P   | P | P | P |
| – Matching 22-inch aluminum (WKB)  |     |   |   |     |  |   |     |   |   | • |
| Wheel Well Liners – Front (MHR)  | •   | • | • | •   |  | • | •   | • | • | • |
| – Rear (included with Night Edition on 4x2 Big Horn models) (MWH)  |     |   |   | •/P |  | • | •   | • | • | • |
| Wheel Flares – Monotone Body-colour (included with H1 and H2 Group) (MML)                                      |     |   |   | P   |  | • | •   | • | • |   |
| – Off-road (MMQ)   |     |   |   |     |  | • |     |   |   |   |
| – Black-painted (included with Back Country Package) (MUG)   |     |   |   | P   |  |   |     |   |   |   |
| Windshield Wipers – Variable/intermittent (JHA)  | •   | • | • | •   |  | • | •   | • | • | • |
| – Rain-sensitive (included with X2, P1 and P2 Groups) (JHC)  |     |   |   |     |  | P | P   | • | • | • |

### INTERIOR FEATURES

|  |   |   |   |   |  |   |   |   |   |   |
|--|---|---|---|---|--|---|---|---|---|---|
| Air Conditioning – Manual temperature control (HAA)                      | • | • | • | • |  |   |   |   |   |   |
| – Dual-Zone automatic temperature control (included with H2 Group) (HAF) |   |   |   | P |  | • | • | • | • | • |

## STANDARD FEATURES AND OPTIONS

| CPOS | Tradesman® | Express | Warlock | Big Horn® | Sport | Rebel® | Laramie® | Limited | Limited Longhorn™ | Tungsten |
|------|------------|---------|---------|-----------|-------|--------|----------|---------|-------------------|----------|
|      | A          | D       | B       | Z/R       | L     | W      | H        | M       | K                 | V        |

### INTERIOR FEATURES (CONTINUED)

|  |   |   |   |     |  |   |   |   |   |   |
|--|---|---|---|-----|--|---|---|---|---|---|
| Clusters – Four-gauge with 3.5-inch colour Driver Information Display (DID) (JAK)  | • | • |   | •   |  |   |   |   |   |   |
| – Six-gauge with 7-inch colour DID (included with Active Driving Assist System, <sup>(2)</sup> Black Express Edition and H2 Group) (JAL)   | P | P | • | P   |  |   | • |   |   |   |
| – Premium, 12-inch colour digital DID (included with P2 Group) (JAN)   |   |   |   |     |  |   | • | P | • | • |
| – Head-Up Display (included with Technology Group and M1 Group) (LBK)  |   |   |   | P   |  | P | P | P | P | • |
| Console, Floor – Full console with sliding storage and wrapped lid (included with Black Express Edition) (CUF)   |   | P |   | •   |  |   |   |   |   |   |
| – Full console with sliding storage and wrapped lid with embossed logo (included with bucket seats) (CUP)  |   |   |   |     |  |   | • | P |   |   |
| – Full console with leather-wrapped shifter (included with G/T Package) (CUC)  |   |   |   |     |  |   | P |   |   |   |
| – Full console with sliding storage with bombay door and premium, leather-wrapped lid with hard badge (CM5)  |   |   |   |     |  |   |   |   | • | • |
| Console, Overhead – Base (CUN)   | • | • | • | •   |  |   |   |   |   |   |
| – Premium (included with H2 Group) (CUS)   |   |   |   | P   |  | • | • | • | • | • |
| Keyless Enter™ n Go™ – Passive (included with X2 Group) (GXD)  |   |   |   |     |  | P | • | • | • | • |
| Speed-Sensitive Power Locks – Illuminated entry (JPH)  | • | • | • | •   |  | • | • | • | • | • |
| Flooring – Vinyl (includes rear in-floor storage bins on Crew Cab) (CKJ)   | F | F |   |     |  |   |   |   |   |   |
| – Carpet, base (CKE)   | • | • | • | •   |  | • | • | • | • | • |
| Floor Mats, Front and Rear – Carpet (included with Black Express Edition, L1 Group, Sport Appearance Package and Night Edition) (CLE)  | P | P |   | •   |  |   | • |   |   |   |
| – Luxury (CLX)   |   |   |   |     |  |   |   | • | • | • |
| – Rubber (Mopar®; included with Back Country Package) (CLF)  | O | O | • | O/P |  | • | O |   |   |   |
| Memory – Driver's only; seat, exterior mirrors, power-adjust pedals, radio presets (included with X2 Group and G/T Package) (LEQ)  |   |   |   |     |  | P | • | • | • | • |
| Mirror, Interior Rearview – Manual day/night (GNA)   | • | • | • | •   |  |   |   |   |   |   |
| – Auto-dimming, day/night (included with H1 and H2 Groups) (GNK)   |   |   |   | P   |  | • | • | • | • |   |
| – Auto-dimming, digital display (included with Technology Group and M1 Group) (GRG)  |   |   |   | P   |  | P | P | P | P | • |
| Pedals – Fixed (XA8)   | • | • | • | •   |  | • |   |   |   |   |
| – Power-adjust (included with H1, H2 and X1 Groups) (XAP)  |   |   |   | P   |  | P |   |   |   |   |
| – Power-adjust with memory (included with X2 Group) (XAM)  |   |   |   |     |  | P | • | • | • | • |
| Seats – Vinyl front bench - 40/20/40 split-bench, four-way manual driver's (fore/aft, seatback recline), four-way manual passenger (fore/aft, seatback recline), four-way manual-adjust head restraints <sup>(2)</sup> (up/down, fore/aft), outboard positions only; rear seats, full-length stadium-folding bench, outboard head restraints <sup>(2)</sup> manual dump feature (*TX)            | • |   |   |     |  |   |   |   |   |   |
| – Cloth front bucket - Four-way manual driver's (fore/aft, seatback recline), four-way manual passenger (fore/aft, seatback recline), four-way manual-adjust head restraints <sup>(2)</sup> (up/down, fore/aft), outboard positions only; rear seats, full-length stadium-folding bench, outboard head restraints <sup>(2)</sup> manual dump feature (included with Black Express Edition) (*C5) |   | P |   | •   |  |   |   |   |   |   |

# 2026 RAM 1500

## STANDARD FEATURES AND OPTIONS

| CPOS | Tradesman® | Express | Warlock | Big Horn® | Sport | Rebel® | Laramie® | Limited | Limited Longhorn™ | Tungsten |
|------|------------|---------|---------|-----------|-------|--------|----------|---------|-------------------|----------|
|      | A          | D       | B       | Z/R       | L     | W      | H        | M       | K                 | V        |

### INTERIOR FEATURES (CONTINUED)

|  |   |   |   |   |  |   |   |  |  |  |
|--|---|---|---|---|--|---|---|--|--|--|
| Seats (continued) – Cloth front bench - 40/20/40 split-bench, four-way manual driver’s (fore/aft, seatback recline), four-way manual passenger (fore/aft, seatback recline), four-way manual passenger (fore/aft, seatback recline), four-way manual-adjust head restraints <sup>(21)</sup> (up/down, fore/aft), outboard positions only, map pocket (back of outboard seats); rear seats, 60/40 split-folding bench, outboard head restraints <sup>(21)</sup> manual dump feature (included with L1 Group; requires H1 or H2 Group) (*E1)   | P | • | • | O |  |   |   |  |  |  |
| – Cloth front bucket - Eight-way power driver’s (fore/aft, up/down, cushion tilt, seatback recline), four-way power driver’s lumbar (fore/aft, up/down), four-way manual passenger (fore/aft, seatback recline), four-way manual-adjust head restraints <sup>(21)</sup> (up/down, fore/aft), outboard positions only, full-length floor console with two front and two rear cup holders, map pocket (back of outboard seats); rear seats, 60/40 split-folding bench, outboard head restraints <sup>(21)</sup> manual dump feature (included with H1 or H2 Group, Sport Appearance Package and Night Edition) (*T9)   |   |   |   | P |  |   |   |  |  |  |
| – Vinyl/cloth front bucket - Eight-way power driver’s (fore/aft, up/down, cushion tilt, seatback recline), four-way power driver’s lumbar (fore/aft, up/down), four-way manual passenger (fore/aft, seatback recline), four-way manual-adjust head restraints <sup>(21)</sup> (up/down, fore/aft), outboard positions only, map pocket (back of outboard seats); rear seats, 60/40 split-folding bench, outboard head restraints <sup>(21)</sup> manual dump feature (*G7)   |   |   |   |   |  | • |   |  |  |  |
| – Leather-faced bucket - Eight-way power driver’s/passenger (fore/aft, up/down, cushion tilt, seatback recline), four-way power driver’s/passenger lumbar (fore/aft, up/down), four-way manual-adjust head restraints <sup>(21)</sup> (up/down, fore/aft), outboard positions only, map pocket (back of outboard seats); rear seats, 60/40 split-folding bench, outboard head restraints <sup>(21)</sup> manual dump feature (requires X2 Group) (*TL)   |   |   |   |   |  | O |   |  |  |  |
| – Leather-faced front bucket - Eight-way power driver’s (fore/aft, up/down, cushion tilt, seatback recline), eight-way power passenger (fore/aft, up/down, cushion tilt, seatback recline), four-way power driver’s lumbar (fore/aft, up/down), four-way power passenger lumbar (fore/aft, up/down), driver’s memory, heated outboard seating positions, ventilated outboard seating positions, heated steering wheel, four-way manual-adjust head restraints <sup>(21)</sup> (up/down, fore/aft), outboard positions only, full-length floor console with two front and two rear cup holders, map pocket (back of outboard seats); rear seats, 60/40 split-folding bench with manual recline and centre 20-percent fold-down console, outboard head restraints <sup>(21)</sup> manual dump feature, heated rear seat (three adjustment levels each) (*GJ) |   |   |   |   |  |   | • |  |  |  |

## STANDARD FEATURES AND OPTIONS

| CPOS | Tradesman® | Express | Warlock | Big Horn® | Sport | Rebel® | Laramie® | Limited | Limited Longhorn™ | Tungsten |
|------|------------|---------|---------|-----------|-------|--------|----------|---------|-------------------|----------|
|      | A          | D       | B       | Z/R       | L     | W      | H        | M       | K                 | V        |

### INTERIOR FEATURES (CONTINUED)

|   |  |  |  |  |  |   |  |  |   |   |
|---|--|--|--|--|--|---|--|--|---|---|
| Seats (continued) – Leather-faced front bucket - Eight-way power driver’s (fore/aft, up/down, cushion tilt, seatback recline), eight-way power passenger (fore/aft, up/down, cushion tilt, seatback recline), four-way power driver’s lumbar (fore/aft, up/down), four-way power passenger lumbar (fore/aft, up/down), driver’s memory, heated outboard seating positions, ventilated outboard seating positions, heated steering wheel, four-way manual-adjust head restraints <sup>(21)</sup> (up/down, fore/aft), outboard positions only, full-length floor console with leather-wrapped shifter, two front and two rear cup holders, map pocket (back of outboard seats); rear seats, 60/40 split-folding bench with manual recline and centre 20-percent fold-down console, outboard head restraints <sup>(21)</sup> manual dump feature (included with G/T Package) (*W8)  |  |  |  |  |  | P |  |  |   |   |
| – Premium leather with filigree front bucket - Eight-way power driver’s (fore/aft, up/down, cushion tilt, seatback recline), eight-way power passenger (fore/aft, up/down, cushion tilt, seatback recline), four-way power driver’s lumbar (fore/aft, up/down), four-way power passenger lumbar (fore/aft, up/down), driver’s memory, heated outboard seating positions, ventilated outboard seating positions, heated steering wheel, four-way manual-adjust head restraints <sup>(21)</sup> (up/down, fore/aft), outboard positions only, full-length floor console with two front and two rear cup holders, map pocket (back of outboard seats); rear seats, 60/40 split-folding bench with manual recline and centre 20-percent fold-down console, outboard head restraints <sup>(21)</sup> manual dump feature, heated rear seat (three adjustment levels each), ventilated rear seat (three adjustment levels each) (*XJ) |  |  |  |  |  |   |  |  | • |   |
| – Premium leather with quilting front bucket - Eight-way power driver’s (fore/aft, up/down, cushion tilt, seatback recline), eight-way power passenger (fore/aft, up/down, cushion tilt, seatback recline), four-way power driver’s lumbar (fore/aft, up/down), four-way power passenger lumbar (fore/aft, up/down), driver’s memory, heated outboard seating positions, ventilated outboard seating positions, heated steering wheel, four-way manual-adjust head restraints <sup>(21)</sup> (up/down, fore/aft), outboard positions only, full-length floor console with two front and two rear cup holders, map pocket (back of outboard seats); rear seats, 60/40 split-folding bench with manual recline and centre 20-percent fold-down console, outboard head restraints <sup>(21)</sup> manual dump feature, heated rear seat (three adjustment levels each), ventilated rear seat (three adjustment levels each) (*SJ) |  |  |  |  |  |   |  |  |   | • |
| – Ultra premium leather front bucket - 24-way power driver’s (adjust), 24-way power passenger (adjust), massage feature for driver’s and front-passenger seats, driver’s memory, heated outboard seating positions, ventilated outboard seating positions, heated steering wheel, four-way power-adjust head restraints <sup>(21)</sup> (up/down, fore/aft), outboard positions only, full-length floor console with two front and two rear cup holders, map pocket (back of outboard seats); rear seats, 60/40 split-folding bench with manual recline and centre 20-percent fold-down console, outboard head restraints <sup>(21)</sup> manual dump feature, heated rear seat, ventilated rear seat (*HL)   |  |  |  |  |  |   |  |  |   | • |

• = Standard. O = Optional. P = Available with Package noted. F = Fleet only.





## COMMERCIAL'S HIGH BAR: RAM PROFESSIONAL

Ram Professional is the Stellantis division that offers top-quality commercial vehicle products and customer support. It provides comprehensive professional services to help businesses thrive.

Ram Professional is built for those who power progress. Designed for trades, fleets and businesses that demand strength, durability and capability without compromise. Every truck and van is made to work harder, last longer and keep business moving.

Service support includes maintenance contracts, mechanical coverage and 24-hour roadside assistance. Electric Vehicles (EV) are covered with the Free2move Charge program, and businesses with rapidly changing needs will benefit from custom mobility solutions, such as vehicle rentals, subscriptions and mobile parking services.



### KNOW YOUR OPTIONS

Stellantis Fleet & Business Solutions is here to help you make the most of our fleet programs, processes and incentives. A call to our Fleet Information Centre at 1-800-463-3600 puts you in touch with representatives who will evaluate and recommend the best options available to you. Plus, by clicking on the links on this page, we're providing you direct access to the information, people and departments you need most.



[CONTACT US](#)

[FIND A SALES  
REPRESENTATIVE](#)

[INQUIRE ABOUT  
MAINTENANCE  
AND PARTS](#)

[CONTACT  
STELLANTIS  
FLEET](#)

# 2026 RAM 1500

## STANDARD FEATURES AND OPTIONS

| CPOS | Tradesman® | Express | Warlock | Big Horn® | Sport | Rebel® | Laramie® | Limited | Limited Longhorn™ | Tungsten |
|------|------------|---------|---------|-----------|-------|--------|----------|---------|-------------------|----------|
|      | A          | D       | B       | Z/R       | L     | W      | H        | M       | K                 | V        |

### APPEARANCE PACKAGES (CONTINUED)

|   |   |  |  |   |  |  |   |   |  |  |
|---|---|--|--|---|--|--|---|---|--|--|
| Chrome Appearance Group – Includes Chrome headlamp bezels, Chrome front and rear bumpers, Chrome grille surround and “RAM” badge, 18-inch painted aluminum wheels and dual Chrome exhaust tips (if equipped with EFH; requires L1 Group) (AMP)  | O |  |  |   |  |  |   |   |  |  |
| Night Edition (Big Horn) – Includes Black interior accents, Gloss Black exterior mirrors, rear wheelhouse liners, Body-colour front and rear bumpers, Black grille, 20x9-inch Black-painted-clad aluminum wheels with OWL A/S tires, Black badges, Gloss Black door handles, dual Black exhaust tips (if equipped with EZL or EFH), antispin differential, and headlamps and taillamps with Black bezels (requires H2 Group) (ASH)  |   |  |  | O |  |  |   |   |  |  |
| Night Edition (Laramie) – Includes Black interior accents, Sport Performance Hood, Gloss Black GT4 exterior mirrors, proximity approach/departure lamps, Body-colour front and rear bumpers, Black grille, 22x9-inch forged Black-painted aluminum wheels, Black badges, Gloss Black door handles, dual Black exhaust tips and antispin differential, and headlamps and taillamps with Black bezels (requires P1 or P2 Group) (ASH) |   |  |  |   |  |  | O |   |  |  |
| Night Edition (Limited) – Includes Black grille; Gloss Black door handles; Gloss Black GT4 exterior mirrors; Body-colour front and rear bumpers; Sport Performance Hood; 22-inch Black-painted aluminum wheels; dual Black exhaust tips; Black badges; and Black window mouldings, headlamps and taillamps with Black bezels (ASH)  |   |  |  |   |  |  |   | O |  |  |
| Sport Appearance Package (Big Horn) – Includes Body-colour front bumper, Body-colour rear bumper, Body-colour grille surround, Body-colour door handles, cloth bucket seats and Black interior accents (requires H1 or H2 Group) (AEF)  |   |  |  | O |  |  |   |   |  |  |
| Sport Appearance Package (Laramie) – Includes Body-colour front bumper, Body-colour rear bumper, Body-colour grille surround, Gloss Black GT4 exterior mirrors, Sport Performance Hood, 20-inch OWL All-Season (A/S) tires and Black interior accents (requires P1 or P2 Group) (AEF)   |   |  |  |   |  |  | O |   |  |  |

### EQUIPMENT PACKAGES/GROUPS

|   |   |  |  |   |  |  |  |  |  |  |
|---|---|--|--|---|--|--|--|--|--|--|
| Tradesman Level 1 Equipment (L1 Group) – Includes power-sliding rear window, *E1 cloth bench seat, rear in-floor storage bins, power-sliding rear window, carpet floor mats and SiriusXM®(10) (A61)   | O |  |  |   |  |  |  |  |  |  |
| Big Horn Level 1 Equipment (H1 Group) – Includes rear in-floor storage bins, *T9 cloth bucket seats with 10-way power-adjust driver’s seat, 400-watt inverter, 115-volt power outlet, power-sliding rear window, sun visors with illuminated vanity, auto-dimming rearview mirror, GUK exterior mirrors, rear window defroster, heated leather-wrapped steering wheel, instrument-panel (I/P) badge, heated front seats, glove box lamp, rear dome lamp with on/off switch, SiriusXM®(10) and power-adjust pedals (A62) |   |  |  | O |  |  |  |  |  |  |

## STANDARD FEATURES AND OPTIONS

| CPOS | Tradesman® | Express | Warlock | Big Horn® | Sport | Rebel® | Laramie® | Limited | Limited Longhorn™ | Tungsten |
|------|------------|---------|---------|-----------|-------|--------|----------|---------|-------------------|----------|
|      | A          | D       | B       | Z/R       | L     | W      | H        | M       | K                 | V        |

### EQUIPMENT PACKAGES/GROUPS (CONTINUED)

|  |  |  |  |   |  |  |  |  |   |   |
|--|--|--|--|---|--|--|--|--|---|---|
| Big Horn Level 2 Equipment (H2 Group) – Includes H1 Group, premium overhead console, security alarm(20) system, rear window defroster, configurable drive mode, Dual-Zone automatic temperature control, wireless charging pad (if equipped with bucket seats), 115-volt rear power outlet, 7-inch Driver Information Display (DID) cluster, LED interior lighting, 10-speaker premium audio system, RS2 Media Hub, Uconnect® 5 NAV with 12-inch touchscreen display, remote tailgate release and 20-inch Chrome-clad aluminum wheels (A63)  |  |  |  | O |  |  |  |  |   |   |
| Rebel Level 1 Equipment (X1 Group) – Includes wireless charging pad, GUK exterior mirrors, remote tailgate release, rear window defroster and power-adjust pedals (A64)  |  |  |  |   |  |  |  |  | O |   |
| Rebel Level 2 Equipment (X2 Group) – Includes X1 Group; 10-way power-adjust front-passenger seat; Gloss Black door handles; security alarm(20) system; power up/down tailgate; memory for mirrors, radio, pedals and driver’s seat; smartphone-as-a-key capable; keyless passive entry system; Gloss Black GT4 exterior mirrors; 115-volt rear power outlet; dual wireless charging pads; rain-sensitive windshield wipers; heated rear seats; proximity approach/departure lamps; 19-speaker premium audio system; RS2 Media Hub; 10.25-inch front-passenger interactive display; and Uconnect 5 NAV with 14.5-inch touchscreen display (A65) |  |  |  |   |  |  |  |  | O |   |
| G/T Package – Includes underseat lighting, floor console with integrated leather-wrapped shift lever, *W8 leather-faced bucket seating, G/T decal, upgraded exhaust, leather-wrapped steering wheel with integrated paddle shifters, Mopar® Bright Pedal Kit, Performance Pages and G/T interior theme (requires X2 Group) (ASU)   |  |  |  |   |  |  |  |  |   | O |
| Laramie Level 1 Equipment (P1 Group) – Includes wireless charging pad, rain-sensitive windshield wipers and remote tailgate release (A66)  |  |  |  |   |  |  |  |  |   | O |
| Laramie Level 2 Equipment (P2 Group) – Includes P1 Group, power up/down tailgate, smartphone-as-a-key capable, dual wireless charging pads, 12-inch digital DID cluster, heated rear seats, 19-speaker premium audio system, 10.25-inch front-passenger interactive display and Uconnect 5 NAV with 14.5-inch touchscreen display (A67)  |  |  |  |   |  |  |  |  |   | O |
| Limited Level A Equipment (M1 Group) – Includes tri-fold tonneau cover, Drowsy-Driver Detection,(2) smartphone-as-a-key capable, digital rearview mirror, Head-Up Display, LED Centre High-Mounted Stop Lamp (CHMSL), Uconnect 5 NAV with 14.5-inch touchscreen display, Traffic Sign Recognition System,(5) Hands-Free Active Driving Assist System,(2) Evasive Steer Assist,(2) 360° Surround-View Camera System,(1) Intersection Collision Assist System,(4) RamBox® Cargo Management System and Park-Sense® Automated Parking System(2) (A69)  |  |  |  |   |  |  |  |  | O | O |

### FUNCTIONAL PACKAGES/GROUPS

|   |   |   |   |   |  |   |   |   |   |   |
|---|---|---|---|---|--|---|---|---|---|---|
| Bed Utility Group – Includes 115-volt exterior power outlet, 400-watt inverter, upper adjustable tie-downs, bed divider (available with RamBox Cargo Management System only), LED bed lighting, deployable bed step and spray-in bedliner (requires L1, H1, H2, X1, X2, P1 or P2 Group) (ANT) | O | O | O | O |  | O | O | O | O | O |
| Power Driver’s Seat Group – Includes 10-way power driver’s seat (requires *E1 cloth seats) (AFP)  | F |   |   |   |  |   |   |   |   |   |

• = Standard. O = Optional. P = Available with Package noted. F = Fleet only.

# 2026 RAM 1500

## STANDARD FEATURES AND OPTIONS

|   | Tradesman® | Express | Warlock | Big Horn® | Sport | Rebel® | Laramie® | Limited | Limited Longhorn™ | Tungsten |
|---|------------|---------|---------|-----------|-------|--------|----------|---------|-------------------|----------|
| CPOS  | A          | D       | B       | Z/R       | L     | W      | H        | M       | K                 | V        |
| <b>FUNCTIONAL PACKAGES/GROUPS (CONTINUED)</b>   |            |         |         |           |       |        |          |         |                   |          |
| Protection Group – Includes tow hooks, front suspension skid plate, transfer case skid plate, electronic power steering skid plate and fuel tank skid plate (4x4 models only) (ADB)   | 0          | 0       |         | 0         |       |        |          |         |                   |          |
| Off-Road Group – Includes Selec-Speed® Control, tow hooks, front suspension skid plate, transfer case skid plate, electronic power steering skid plate, fuel tank skid plate, rear electronic locking axle, front and rear off-road calibrated shocks, off-road decals, Off-Road Information Pages (if equipped with UBQ or UBW radio), raised ride height, All-Terrain (A/T) tires and full-size spare (requires L1, H1 or H2 Group) (AWL) | 0          | 0       |         | 0         |       |        | 0        | 0       | 0                 | 0        |
| Trailer-Tow Group – Includes integrated Trailer Brake Controller, 7x11-inch trailer-tow mirrors, Trailer Light Check (if equipped with UBQ or UBW radio), Trailer Tire Pressure Monitoring and Trailer Reverse Steering Control <sup>(2)</sup> (AHC)  | 0          | 0       | 0       | 0         |       | 0      | 0        | 0       | 0                 | 0        |

## STANDARD FEATURES AND OPTIONS

|   | Tradesman® | Express | Warlock | Big Horn® | Sport | Rebel® | Laramie® | Limited | Limited Longhorn™ | Tungsten |
|---|------------|---------|---------|-----------|-------|--------|----------|---------|-------------------|----------|
| CPOS  | A          | D       | B       | Z/R       | L     | W      | H        | M       | K                 | V        |
| <b>FUNCTIONAL PACKAGES/GROUPS (CONTINUED)</b>   |            |         |         |           |       |        |          |         |                   |          |
| Advanced Safety Group – Includes Drowsy-Driver Detection, <sup>(2)</sup> Traffic Sign Recognition System, <sup>(5)</sup> Evasive Steer Assist <sup>(2)</sup> and Intersection Collision Assist System <sup>(4)</sup> (Park-Sense® Automated Parking System <sup>(2)</sup> and 360° Surround-View Camera System <sup>(1)</sup> on Laramie and Rebel only; requires P2 or X2 Group) (ALQ) |            |         |         |           |       | 0      | 0        |         |                   |          |
| Technology Group – Includes digital rearview mirror, Head-Up Display and LED Centre High-Mounted Stop Lamp (CHMSL) (requires P2 or X2 Group, Advanced Safety Group, and UBQ or UBW radio) (ADG)   |            |         |         |           |       | 0      | 0        |         |                   |          |
| Towing Technology Group – Includes Trailer Hitch Line-Up Assist and Trailer Reverse Guidance <sup>(2)</sup> (if equipped with 360° Surround-View Camera System <sup>(1)</sup> ; 3.0 digital rearview mirror on Tungsten only; requires Trailer-Tow Group) (AAN)   | 0          | 0       | 0       | 0         |       | 0      | 0        | 0       | 0                 | 0        |
| Body-Colour Bumper Group – Includes Body-colour front bumper and Body-colour rear bumper (ALN)  |            |         |         |           |       |        |          | 0       | 0                 |          |



• = Standard. 0 = Optional. P = Available with Package noted. F = Fleet only.

# 2026 RAM 2500/3500 HEAVY DUTY



| ENGINES   | HORSEPOWER | TORQUE |
|---|------------|--------|
| 6.4L HEMI V8                                    | 405        | 429    |
| 6.7L I-6 Cummins® High-Output (HO) Turbo Diesel | 430        | 1075   |

| PAYLOAD, kg (lb) |             |
|------------------|-------------|
| Ram 2500         | 1959 (4320) |
| Ram 3500         | 3443 (7590) |

| TOWING, kg (lb)           |                 |
|---------------------------|-----------------|
| Maximum Towing – Ram 2500 | 9072 (20,000)   |
| – Ram 3500                | 16,606 (36,610) |

| ALL RAM PICKUP BOXES, mm (in)        | 6'4" BOX                  | 8' BOX                    |
|--------------------------------------|---------------------------|---------------------------|
| Maximum Length at Floor              | 76.3 (1938.5)             | 98.3 (2496.5)             |
| Front of Box to End of Open Tailgate | 2546 (100.2)              | 3054 (120.2)              |
| Depth of Box/Open Tailgate           | 20.1 (51.1) / 20.1 (51.1) | 20.2 (51.3) / 20.2 (51.3) |
| Cargo Volume, cu m (cu ft)           | 1.5 (57.5)                | 2.1 (74.7)                |
| Width between Wheelhousings          | 51 (1295.4)               | 51 (1295.4)               |
| Maximum Width, Wall-to-Wall          | 66.4 (1686.9)             | 66.4 (1686.9)             |

## SELECT FEATURES

- 6.4L HEMI® V8 engine / 8HP75 8-speed Automatic transmission
- Alternator – 220-amp
- Antilock four-wheel disc brakes
- Battery – 730-amp, maintenance-free
- Class V hitch receiver
- LED fog lamps
- LED reflector headlamps with auto feature
- Locking tailgate
- Power recirculating ball steering
- Rear axle – 11.5-inch
- Tilt steering column
- Tinted glass, all windows
- Trailer-tow harness – Four- / seven-pin connector
- Uconnect® 5 with 8.4-inch touchscreen display
- Variable / intermittent windshield wipers

## SAFETY & SECURITY

- Adaptive Cruise Control (ACC) with Stop<sup>(2)</sup>
- Air bags<sup>(19)</sup> – Multistage driver's and front-passenger, supplemental side-curtain and side-seat
- Dynamic front crumple zones and side-impact door beams

Electronic Stability Control (ESC)<sup>(3)</sup> System – Includes Brake Assist, Electronic Roll Mitigation, Hill Start Assist, Rain Brake Support, Ready Alert Braking, Full-Function All-Speed Traction Control and Trailer Sway Damping

- Enhanced Accident Response System
- Full-Speed Forward Collision Warning Plus<sup>(2)</sup>
- ParkView® Rear Back-Up Camera<sup>(2)</sup>
- Pedestrian / Cyclist Emergency Braking<sup>(2)</sup>
- Sentry Key® Theft Deterrent System
- Tire Pressure Information System (3500 models)
- Tire Pressure Monitoring System with Display (2500 only)

## AVAILABLE FLEET FEATURES

- Blind-Spot Monitoring (BSM)<sup>(2)</sup> and Rear Cross-Path Detection System<sup>(2)</sup>
- Cloth bench seat option (Available on Tradesman®)
- Low-volume paint options
- Power two-way driver's lumbar-adjust seat (Available on Tradesman and Big Horn®)
- Two additional key fobs (Available on Tradesman and Big Horn)
- Vinyl bench seating for Big Horn

| RAM 2500 EXTERIOR DIMENSIONS, mm (in) |                         |            |                           |                           |                        |
|---------------------------------------|-------------------------|------------|---------------------------|---------------------------|------------------------|
| All specs are for base models only.   | Regular Cab             |            | Crew Cab                  |                           | Mega Cab®              |
|                                       | 8' Box                  | 8' Box DRW | 6'4" Box                  | 8' Box                    | 6'4" Box               |
| Overall Body Width                    | 83.5 (2120)             |            | 83.5 (2120)               | 83.5 (2120)               | 83.5 (2120)            |
| Overall Height (4x2 / 4x4)            | 78 (1981) / 80.2 (2037) |            | 78.2 (1987) / 80.2 (2037) | 78.1 (1983) / 80.1 (2035) | 80.1 (2036) (4x4 only) |
| Overall Length                        | 232 (5982)              |            | 238.8 (6066)              | 260.8 (6626)              | 249.9 (6348)           |
| Track – Front                         | 68.7 (1745)             |            | 68.7 (1745)               | 68.7 (1745)               | 68.7 (1745)            |
| Track – Rear                          | 68.1 (1729)             |            | 68.1 (1729)               | 68.1 (1729)               | 68.1 (1729)            |
| Wheelbase                             | 140.2 (3560)            |            | 149.1 (3785)              | 169 (4293)                | 160.4 (4074)           |

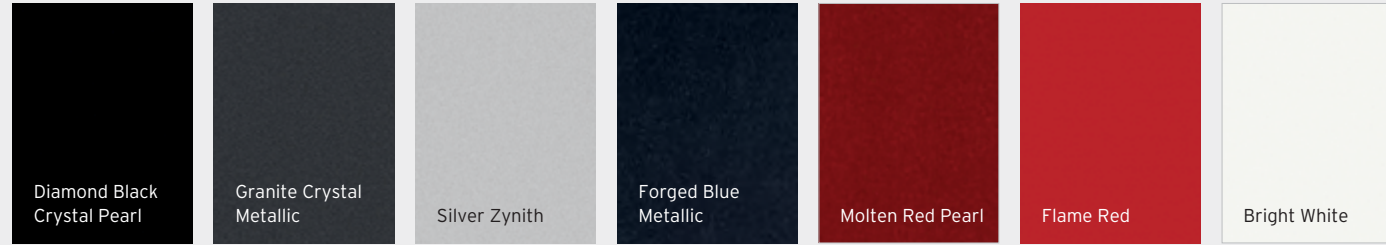
| RAM 3500 EXTERIOR DIMENSIONS, mm (in) |                           |            |                               |                           |                           |                                      |                        |
|---------------------------------------|---------------------------|------------|-------------------------------|---------------------------|---------------------------|--------------------------------------|------------------------|
| All specs are for base models only.   | Regular Cab               |            | Crew Cab                      |                           |                           | Mega Cab                             |                        |
|                                       | 8' Box                    | 8' Box DRW | 6'4" Box                      | 8' Box                    | 8' Box DRW                | 6'4" Box                             | 6'4" Box DRW           |
| Overall Width                         | 83.5 (2120)               |            | 83.5 (2120)                   | 83.5 (2120)               | 96.5 (2450)               | 83.5 (2120)                          | 96.5 (2450)            |
| Overall Height (4x2 / 4x4)            | 78.3 (1988) / 80.4 (2024) |            | 77.8 (1976.1) / 79.5 (2019.3) | 78.3 (1988) / 80.3 (2039) | 78.4 (1990) / 79.8 (2029) | 77.1 (1959) / 79.3 (2015) (4x4 only) | 78.9 (2004) (4x4 only) |
| Overall Length                        | 232 (5892)                |            | 232 (5892)                    | 238.8 (6066)              | 260.8 (6626)              | 260.8 (6626)                         | 249.9 (6348)           |
| Track – Front                         | 67.7 (1719)               |            | 67.7 (1719)                   | 67.7 (1719)               | 67.7 (1719)               | 67.7 (1719)                          | 67.7 (1719)            |
| Track – Rear                          | 67.1 (1703)               |            | 67.1 (1703)                   | 67.1 (1703)               | 75.9 (1927)               | 67.1 (1703)                          | 75.9 (1927)            |
| Wheelbase                             | 140.2 (3560)              |            | 140.2 (3560)                  | 149 (3785)                | 169.3 (4300)              | 169.3 (4300)                         | 160.4 (4074)           |

DRW = Dual Rear Wheel.

| INTERIOR DIMENSIONS, mm (in)     |             |          |                           |
|----------------------------------|-------------|----------|---------------------------|
| All Ram Interiors                | Regular Cab | Crew Cab | Mega Cab                  |
| Headroom (front / rear)          | 39.8 (1006) |          | 40.9 (1039) / 39.8 (1011) |
| Hip Room (front / rear)          | 62.9 (1598) |          | 62.9 (1598) / 62.7 (1592) |
| Shoulder Room (front / rear)     | 65.9 (1674) |          | 65.9 (1674) / 65.6 (1666) |
| Legroom (front / rear)           | 40.9 (1039) |          | 40.9 (1039) / 40.2 (1021) |
| Seating Capacity (max occupants) | 3           |          | 6                         |

# 2026 RAM 2500/3500 HEAVY DUTY

## EXTERIOR PAINT COLOURS\*



\*Selections may not be available on all trim levels/models and may be limited/restricted based on availability.

### STANDARD FEATURES AND OPTIONS

| CPOS   | Tradesman® | Big Horn® | Rebel® | Power Wagon® | Laramie® | Limited Longhorn™ | Limited |
|--|------------|-----------|--------|--------------|----------|-------------------|---------|
|  | 2TA        | 2TZ/2TY   | 2TR    | 2TP          | 2TH      | 2TK               | 2TM     |
| <b>CONFIGURATIONS</b>  |            |           |        |              |          |                   |         |
| Body Model – Regular Cab 8'-box - 140.2-inch wheelbase (-62)   | •          | •         |        |              |          |                   |         |
| – Crew Cab 6'4"-box - 149.1-inch wheelbase (Single Rear Wheel (SRW) only) (-91)                        | 0          | 0         | •      | •            | •        | •                 | •       |
| – Crew Cab 8'-box - 169.1-inch wheelbase (-92)   | 0          | 0         |        |              | 0        | 0                 | 0       |
| – Mega Cab® 6'4"-box - 160.2-inch wheelbase (4x4 only) (-81)   |            |           |        |              | 0        | 0                 | 0       |
| Drive – 4x2 (2500/3500)  | •          | •         |        |              | •        | •                 | •       |
| – 4x4 (2500/3500)  | 0          | 0         | •      | •            | 0        | 0                 | 0       |
| <b>ENGINES/TRANSMISSIONS</b>   |            |           |        |              |          |                   |         |
| 6.4L HEMI® V8/8-speed Automatic (8HP75) (ESL/DFX)  | •          | •         | •      | •            | •        | •                 | •       |
| 6.7L I-6 High-Output (HO) Cummins® Turbo Diesel/8-speed ZF TorqueFlite® Automatic (ETM/DFM)            | 0          | 0         | 0      |              | 0        | 0                 | 0       |
| <b>MECHANICAL FEATURES</b>   |            |           |        |              |          |                   |         |
| Alternators – Single 220-amp (BAJ)   | •          | •         | •      | •            | •        | •                 | •       |
| – Dual: 400-amp (XBJ)  | 0          | 0         | 0      | 0            | 0        | 0                 | 0       |
| – Dual: 480-amp (diesel engine only) (XF1)   | 0          | 0         | 0      |              | 0        | 0                 | 0       |
| 2500 Axle Ratios – 3.42 (included with ETM; standard on Mega Cab) (DMR)                                | P          | P         | P      |              | P/•      | P/•               | P/•     |
| – 3.73 (not available on Mega Cab) (DME)   | •          | •         | •      |              | •        | •                 | •       |
| – 4.10 (included with Power Wagon Package on Tradesman; requires ESL; not available on Mega Cab) (DMF) | O/P        | 0         | 0      | •            | 0        | 0                 | 0       |
| 3500 Axle Ratios – 3.42 (included with ETM; standard on Mega Cab) (DMR)                                | P          | P         |        |              | P/•      | P/•               | P/•     |
| – 3.73 (not available on Mega Cab) (DME)   | •          | •         |        |              | •        | •                 | •       |
| – 4.10 (requires ESL; not available on Mega Cab) (DMF)   | 0          | 0         |        |              | 0        | 0                 | 0       |

### STANDARD FEATURES AND OPTIONS

| CPOS  | Tradesman® | Big Horn® | Rebel® | Power Wagon® | Laramie® | Limited Longhorn™ | Limited |
|---|------------|-----------|--------|--------------|----------|-------------------|---------|
|   | 2TA        | 2TZ/2TY   | 2TR    | 2TP          | 2TH      | 2TK               | 2TM     |
| <b>MECHANICAL FEATURES (CONTINUED)</b>  |            |           |        |              |          |                   |         |
| Brakes – Power-assisted four-wheel antilock (BRT)   | •          | •         | •      | •            | •        | •                 | •       |
| – Electronic Stability Control (ESC) <sup>(3)</sup> System (BNB)                                  | •          | •         | •      | •            | •        | •                 | •       |
| – Brake Assist (BGE)  | •          | •         | •      | •            | •        | •                 | •       |
| – Pedestrian/Cyclist Emergency Braking <sup>(2)</sup> (LST)                                       | •          | •         | •      | •            | •        | •                 | •       |
| – Electronic Roll Mitigation (BNS)  | •          | •         | •      | •            | •        | •                 | •       |
| – Hill Start Assist (BNG)   | •          | •         | •      | •            | •        | •                 | •       |
| – Traction Control (BNM)  | •          | •         | •      | •            | •        | •                 | •       |
| – Trailer Sway Damping (BNT)  | •          | •         | •      | •            | •        | •                 | •       |
| – Ready Alert Braking (BHD)   | •          | •         | •      | •            | •        | •                 | •       |
| – Mechanical park brake   | •          | •         | •      | •            | •        | •                 | •       |
| – Diesel exhaust brake (included with diesel engine) (NEN)  | P          | P         | P      |              | P        | P                 | P       |
| Differential – Open (2500 only) (DS8)   | •          | •         |        |              | •        | •                 | •       |
| – Rear antispin (2500: optional; required if 4.10 axle and gas engine; 3500: standard) (DSA)      | O/•        | O/•       |        |              | O/•      | O/•               | O/•     |
| – Electronically locking, rear (DSJ)  |            |           | •      |              |          |                   |         |
| – Electronically locking, front and rear (included with Power Wagon Package) (DSE)                | P          |           |        | •            |          |                   |         |
| Engine Thermal Management – Engine cooling, heavy-duty (standard with diesel engine) (NMC)        | P          | P         | P      |              | P        | P                 | P       |
| – Active grille shutters (MDX)  | •          | •         | •      | •            | •        | •                 | •       |
| – Front grille cover (included with Cold Weather Group) (XD6)                                     | P          | P         | P      |              | P        | P                 | P       |
| – Engine block heater (included with Cold Weather Group on diesel engine) (NHK)                   | O/P        | O/P       | O/P    |              | O/P      | O/P               | O/P     |
| – Supplemental cabin heater (included with diesel engine) (HDB)                                   | P          | P         | P      |              | P        | P                 | P       |
| Fuel Tank – 106-litre (28-US gallon; included with Regular Cab with diesel engine) (NGC)          | P          | P         |        |              |          |                   |         |
| – 117-litre (31-US gallon; standard on Crew Cab and Mega Cab with 6'4" box) (NFT)                 | •          | •         | •      | •            | •        | •                 | •       |
| – 121-litre (32-US gallon; standard on Regular Cab and Crew Cab with 8' box) (NFX)                | •          | •         |        |              | •        | •                 | •       |
| – 189-litre (50-US gallon; optional on Crew Cab with 8' box; Tradesman only for 2500 model) (NFC) | 0          | 0         |        |              | 0        | 0                 | 0       |

• = Standard. 0 = Optional. P = Available with Package noted. F = Fleet only.

# 2026 RAM 2500/3500 HEAVY DUTY

| STANDARD FEATURES AND OPTIONS   | Tradesman® | Big Horn®   | Rebel® | Power Wagon® | Laramie® | Limited Longhorn™ | Limited |
|---|------------|-------------|--------|--------------|----------|-------------------|---------|
| CPOS  | 2TA        | 2TZ/<br>2TY | 2TR    | 2TP          | 2TH      | 2TK               | 2TM     |
| <b>MECHANICAL FEATURES (CONTINUED)</b>  |            |             |        |              |          |                   |         |
| Shocks – Front and rear, heavy-duty - Magneti Marelli™ with KONI® Frequency Selective Damping valving (SFB/SGB)   | •          | •           |        |              | •        | •                 | •       |
| – Front and rear, performance-tuned - Bilstein® (included with Off-Road Package and Power Wagon Package on Tradesman) (SFC/SGC)   | P          | P           | •      | •            | P        | P                 | P       |
| Skid Plates (4x4) – Transfer case (included with Special Service Vehicle Group (AAP), Emergency/Fire/Rescue Special Service Package (AH6), Off-Road Package (ARC) and Power Wagon Package (ACE)) (XEF)            | O/P        | O/P         | •      | •            | O/P      | O/P               | O/P     |
| – Fuel tank (included with Power Wagon Package and HEMI® V8) (XEE)  | P          |             | P      | •            |          |                   |         |
| Start Control – Keyless push-button start (GX4)   | •          | •           | •      | •            | •        | •                 | •       |
| Steering – Power, recirculating ball (SBE)  | •          | •           | •      | •            | •        | •                 | •       |
| Suspension – Three-link front   | •          | •           | •      | •            | •        | •                 | •       |
| – Rear link with coil springs (2500 only)   | •          | •           | •      | •            | •        | •                 | •       |
| – Rear Hotchkis leaf-spring (3500 only)   | •          | •           |        |              | •        | •                 | •       |
| – Suspension, Ram Articulink® front (included with Power Wagon Package) (SD1)   | P          |             |        | •            |          |                   |         |
| – Stabilizer bar, front, standard (SHA)   | •          | •           | •      |              | •        | •                 | •       |
| – Stabilizer bar, front, electronic disconnecting (included with Power Wagon Package) (SHG)   | P          |             |        | •            |          |                   |         |
| – Auto-Level Rear Air Suspension (not available with 3500 gas Regular Cab Single Rear Wheel (SRW) 4x4 or 2500 gas Regular Cab; not available with Off-Road Package) (SEB)   | O          | O           | O      |              | O        | O                 | O       |
| Tow Hooks – Black (XEA)   | •          | •           | •      | •            | •        | •                 | •       |
| Trailer Tow – Four-pin trailer harness plug, rear bumper (combination receptacle with seven-pin) (XFU)  | •          | •           | •      | •            | •        | •                 | •       |
| – Seven-pin trailer harness plug, rear bumper (combination receptacle with four-pin) (XFK)  | •          | •           | •      | •            | •        | •                 | •       |
| – Class V hitch receiver (20K-lb 2500/23K-lb 3500) (XFR)  | •          | •           | •      | •            | •        | •                 | •       |
| – Mopar® Fifth-Wheel Hitch, 20K lb (requires Fifth-Wheel/Gooseneck Prep Group) (XML)  | O          | O           | O      |              | O        | O                 | O       |
| – Mopar Fifth-Wheel Hitch, 30K lb (3500 Dual Rear Wheel (DRW) only; requires Fifth-Wheel/Gooseneck Prep Group) (XNH)  | O          | O           |        |              | O        | O                 | O       |
| Transfer Case (4x4 only) – Electronic shift-on-the-fly (DK3)  | •          | •           | •      | •            | •        | •                 | •       |
| Upfitter Module – Upfitter Electronic Monitoring Module (Vehicle System Interface Module (VSIM); included with Special Service Vehicle Group (AAP) and Emergency/Fire/Rescue Special Service Package (AH6)) (XXS) | O/P        | O           | O      | O            | O        | O                 | O       |
| <b>EXTERIOR FEATURES</b>  |            |             |        |              |          |                   |         |
| Winch – WARN® front electric, 5443-kg (12,000-lb) capacity (included with Power Wagon Package and X1 Group on Power Wagon) (XE5)  | P          |             | O      | P            |          |                   |         |
| Bed Step, Rear, Deployable – Mopar (included with Bed Utility Group) (MDN)  | P          | P           | P      | P            | P        | •                 | •       |
| Bedliner – Spray-in (included with H1 Plus, H2 Plus, X2, P1 Plus, P2 Plus, R1 and M1 Groups and Bed Utility Group) (XMF)  | P          | P           | P      | P            | P        | P                 | P       |
| Bumpers – Black-painted, front and rear (MB1/MBN)   | •          |             |        |              |          |                   |         |
| – Chrome, front and rear (included with Chrome Appearance Group, L2 Group and Chrome Bumper Package) (MCT/MBF)  | P          | •           |        |              | P        | P                 | P       |

• = Standard. O = Optional. P = Available with Package noted. F = Fleet only.

| STANDARD FEATURES AND OPTIONS   | Tradesman® | Big Horn®   | Rebel® | Power Wagon® | Laramie® | Limited Longhorn™ | Limited |
|---|------------|-------------|--------|--------------|----------|-------------------|---------|
| CPOS  | 2TA        | 2TZ/<br>2TY | 2TR    | 2TP          | 2TH      | 2TK               | 2TM     |
| <b>EXTERIOR FEATURES (CONTINUED)</b>  |            |             |        |              |          |                   |         |
| Bumpers (continued) – Body-colour-painted, front and rear (included with Sport Appearance Package and Night Edition) (MBA/MBC)  |            | P           |        |              | •        | •                 | •       |
| – Black-powder-coated, front and rear (included with Power Wagon Package) (MCS/MB5)   | P          |             | •      | •            |          |                   |         |
| Centre High-Mounted Stop Lamp (CHMSL) – Lamp (incandescent) with cargo-box illumination (LPE)   | •          | •           | •      | •            | •        | •                 | •       |
| – LED with camera (included with H2 Plus, X1, X2, P1 Plus, P2 Plus, R1 and M1 Groups and Towing Technology Group; requires X1 Group and UBQ or UBW radio) (LPD)   | P          | O/P         | O/P    | O/P          | O/P      | P                 | P       |
| Clearance Lamps, LED – Cab-mounted (optional on 2500 and 3500 SRW; included with 3500 DRW) (LNC)  | O/P        | O/P         | •      | •            | O/P      | O/P               | O/P     |
| – Box- and rear-fender-mounted (included with 3500 DRW) (LND)   | P          | P           |        |              | P        | P                 | P       |
| Fog Lamps – LED with cornering feature (LNV)  | •          | •           | •      | •            | •        | •                 | •       |
| Grilles – Matte Black upper header/lower appliqué (MM5)   | •          |             | •      | •            |          |                   |         |
| – Chrome upper header/lower appliqué (included with Chrome Appearance Group and L2 Group) (MNQ)   | P          | •           |        |              | •        | •                 | •       |
| – Body-colour-painted upper header/lower appliqué (included with Sport Appearance Package and Night Edition) (MM6)  |            | P           |        |              | P        |                   | P       |
| – Tradesman grille with Matte Black-painted nostrils (MFF)  | •          |             |        |              |          |                   |         |
| – Matte Black mesh with Chrome (included with L2 Group and Chrome Appearance Group) (MAF)   | P          | •           |        |              |          |                   |         |
| – Black grille with Gloss Black nostrils/Black inserts (included with Night Edition) (MHK)  |            | P           |        |              |          |                   |         |
| – Black grille with Gloss Black nostrils/Gloss Black billets (included with Night Edition) (MAK)  |            |             |        |              | P        |                   |         |
| – Power Wagon vertical bar grille with Ram badge (MF7)  |            |             | •      | •            |          |                   |         |
| – Laramie grille with Chrome nostrils/Chrome billets (MF1)  |            |             |        |              | •        |                   |         |
| – Limited grille (MFJ)  |            |             |        |              |          | •                 | •       |
| – Limited grille in All Black (included with Night Edition) (MF6)   |            |             |        |              |          |                   | P       |
| Headlamps/Taillamps – LED reflector headlamps (LM3)   | •          | •           |        |              |          |                   |         |
| – Bi-functional LED projector headlamps (LM6)   |            |             | •      | •            | •        | •                 | •       |
| – Incandescent taillamps (LA6)  | •          | •           |        |              |          |                   |         |
| – Daytime running lamps (DRLs), low-beam (LM1)  | •          | •           |        |              |          |                   |         |
| – LED DRLs (LMZ)  |            |             | •      | •            | •        | •                 | •       |
| – Premium LED taillamps (included with Blind-Spot Monitoring (BSM) <sup>(2)</sup> ) (LAY)   | P          | P           | •      | •            | •        | •                 | •       |
| – Automatic headlamps (LMG)   | •          | •           | •      | •            | •        | •                 | •       |
| – Auto High-Beam Headlamp Control (included with H2 Plus, X1, X2, P1, P1 Plus, P2 and P2 Plus Groups and Safety Group) (LMS)  | P          | P           | P      | P            | P        | •                 | •       |
| Lighting – Pickup box (included with H1 Plus, H2 Plus, X2, P1 Plus, P2 Plus, R1 and M1 Groups, Bed Utility Group and RamBox® Cargo Management System) (LPL)   | P          | P           | P      | P            | P        | P                 | P       |
| Mirrors, Exterior – Trailer-tow, manual-adjust for flat and convex mirrors, manual-adjust for folding and telescoping (GT1)   | •          |             |        |              |          |                   |         |
| – Trailer-tow, heated, power-adjust for flat and convex mirrors, manual-adjust for folding and telescoping; includes mirror running lights, courtesy lamps and supplemental turn signals (included with L1 and L2 Groups) (GT2) | P          | •           |        |              |          |                   |         |

# 2026 RAM 2500/3500 HEAVY DUTY

## STANDARD FEATURES AND OPTIONS

|      | Tradesman® | Big Horn®   | Rebel® | Power Wagon® | Laramie® | Limited Longhorn™ | Limited |
|------|------------|-------------|--------|--------------|----------|-------------------|---------|
| CPOS | 2TA        | 2TZ/<br>2TY | 2TR    | 2TP          | 2TH      | 2TK               | 2TM     |

### EXTERIOR FEATURES (CONTINUED)

|  |     |   |     |     |     |   |   |
|--|-----|---|-----|-----|-----|---|---|
| Mirrors, Exterior (continued) – Trailer-tow, heated, power-adjust for flat and convex mirrors, power-adjust for folding and telescoping; includes mirror running lights, courtesy lamps, supplemental turn signals and Forward/Reverse utility lights (included with Towing Technology Group and H1, H1 Plus, H2 and H2 Plus Groups) (GT3)                       | P   | P | •   | •   | •   |   |   |
| – Trailer-tow, heated, power-/memory-adjust for flat and convex mirrors, power-/memory-adjust for folding and telescoping; includes auto-dimming function, auto-adjust-in-Reverse function, mirror running lights, courtesy lamps, supplemental turn signals and Forward/Reverse utility lights (included with X1, X2, P1, P1 Plus, P2 and P2 Plus Groups) (GT4) |     |   | P   | P   | P   | • | • |
| – Exterior mirror colour - Black (LE4)   | •   | • | •   | •   | •   | • | • |
| Paint – Monotone (included with Black paint on Rebel and Power Wagon; requires X2 Group without Black paint) (APA)   | •   | • | O/P | O/P | •   | • | • |
| – Lower two-tone (APD)   |     |   | •   | •   |     |   |   |
| RamBox® Cargo Management System – Includes illuminated, lockable, drainable bins on both bed sides, 115-volt driver's-side outlet in bin and integrated lighting (short box only; Single Rear Wheel (SRW) only (requires X1 or X2 Group); not available with low-volume paints, Fifth-Wheel/Gooseneck Prep Group or Box Delete) (XB9)                            |     |   | O   | O   | O   | O | O |
| Side Steps/Running Boards – Running boards, power (included with X2, P2 Plus, R1 and M1 Groups) (MY7)  |     |   | P   |     | O/P | P | P |
| – Side steps, tubular, Chrome, cab-length (Regular Cab only) (MRT)   |     | O |     |     |     |   |   |
| – Side steps, tubular, Black, cab-length (included with L1 and L2 Groups; requires X1 or X2 Groups for Power Wagon) (MRU)  | O/P |   | O   | O   |     |   |   |
| – Rock rails with side steps, Black, cab-length (included with X1 Group on Rebel; included with X1 and X2 Groups on Power Wagon) (MM4)   |     |   | O/P | O/P |     |   |   |
| – Side steps, flat, wheel-to-wheel, painted (Crew Cab and Mega Cab® only; SRW applications only; requires X1 Group for Rebel and Night Edition for Big Horn and Laramie) (MY5)   |     | O | O   |     | O   |   |   |
| – Side steps, flat, wheel-to-wheel, Chrome (Crew Cab and Mega Cab only; SRW applications only; requires P1 or P1 Plus Group) (MR5)   |     | O |     |     | O   | • | • |
| – Side steps, flat, cab-length, painted (3500 Dual Rear Wheel (DRW) Crew Cab and Mega Cab only; requires Night Edition) (MR4)  |     | O |     |     | O   |   |   |
| – Side steps, flat, cab-length, Chrome (3500 DRW Crew Cab and Mega Cab only; requires P1 or P1 Plus Group) (MRS)   |     | O |     |     | O   |   |   |
| Sport Performance Hood (included with X1 and X2 Groups, Sport Appearance Package and Night Edition) (MGB)  |     |   | P   | P   | P   |   | P |
| Tailgate – Locking (XJJ)   | •   | • | •   | •   | •   | • | • |
| – Damped (included with H2 and H2 Plus Groups) (MWD)   |     | P | •   | •   | •   | • | • |
| – Remote tailgate release (included with P1, P1 Plus, P2 and P2 Plus Groups) (JKR)   |     |   | •   | •   | P   | • | • |
| Tie-Downs – Lower, fixed (four)  | •   | • | •   | •   | •   | • | • |
| – Upper, adjustable (four; included with RamBox Cargo Management System) (CL2)   |     |   | P   | P   | P   | P | P |
| Wheel Flares – Black, Power Wagon design (included with Power Wagon Package on Tradesman) (MMZ)  | P   |   | •   | •   |     |   |   |
| – Body-colour-painted (MML)  |     |   |     |     |     | • | • |
| Windshield Wipers – Variable/intermittent (JHA)  | •   | • | •   | •   | •   | • | • |
| – Rain-sensitive (included with Safety Group and H2 Plus, X1, X2, P1, P1 Plus, P2 and P2 Plus Groups) (JHC)  | P   | P | P   | P   | P   | • | • |

• = Standard. O = Optional. P = Available with Package noted. F = Fleet only.

## STANDARD FEATURES AND OPTIONS

|      | Tradesman® | Big Horn®   | Rebel® | Power Wagon® | Laramie® | Limited Longhorn™ | Limited |
|------|------------|-------------|--------|--------------|----------|-------------------|---------|
| CPOS | 2TA        | 2TZ/<br>2TY | 2TR    | 2TP          | 2TH      | 2TK               | 2TM     |

### INTERIOR FEATURES

|   |     |     |   |   |   |   |   |
|---|-----|-----|---|---|---|---|---|
| Air Conditioning – Manual temperature control; base (HAA)   | •   | •   |   |   |   |   |   |
| – Dual-Zone automatic temperature control (included with Convenience Group, H1 Plus and H2 Plus Groups or UBQ radio on Big Horn) (HAF)  | P   | P   | • | • | • | • | • |
| Auxiliary Switches – Instrument panel-mounted (included with Special Service Vehicle Group (AAP) and Emergency/Fire/Rescue Special Service Package (AH6)) (LHL)                   | O/P | O   | O |   | O | O | O |
| Auxiliary Pass-Through Wires (quantity four; included with Special Service Vehicle Group (AAP), Emergency/Fire/Rescue Special Service Package (AH6) and auxiliary switches) (BC3) | P   | P   | P |   | P | P | P |
| Consoles and Storage – Storage, floor-mounted tray (included with bench seat only; not included on Regular Cab 4x2) (CUY)   | P   | P   | • | • | P |   |   |
| – Full-size floor console (included with bucket seats) (CUP)  |     | P   | P | P | P |   |   |
| – Full-size floor console - Premium (included with bucket seats) (CVT)  |     |     |   |   |   | P | P |
| – Storage, behind-seat (Regular Cab and Mega Cab) (CU3)   | •   | •   |   |   | • | • | • |
| – Storage, rear underseat compartment (Crew Cab only) (CUE)   | •   | •   | • | • | • | • | • |
| – Fold-flat load floor (Crew Cab only) with underseat storage (included with *AL, *BL, *GL, *H9, *PL, *NL, *VL, *M9, *MJ and *SJ seats) (CVN)                                     |     | P   | P | P | P | P | P |
| – Storage, in-floor boxes, rear (Crew Cab only; included with H1, H1 Plus, H2, H2 Plus, P1, P1 Plus, P2 and P2 Plus Groups) (CB9)   |     | P   | • | • | P | • | • |
| – Close-out panel, in-floor storage (Crew Cab only) (CUH)   | •   | •   |   |   | • |   |   |
| – Storage, front centre-seat cushion (included with *M9, *H9 and *VL seats) (CVH)   |     | P   | P | P | P |   |   |
| – Overhead console (incandescent lighting; included with Chrome Appearance Group and L1 and L2 Groups on Regular Cab) (CUN)   | P/• | •   | • | • |   |   |   |
| – Overhead console (LED lighting; included with X1 and X2 Groups) (CUS)   |     |     | P | P | • | • | • |
| Door Locks – Powered and speed-sensitive (JPH)  | •   | •   | • | • | • | • | • |
| – Remote keyless entry (GXM)  | •   | •   | • | • | • | • | • |
| – Remote proximity (passive) keyless entry (included with X1 and X2 Groups) (GXD)   |     |     | P | P | • | • | • |
| Instrument Cluster, Display – 3.5-inch Driver Information Display (DID), colour (JAK)   | •   | •   |   |   |   |   |   |
| – 7-inch DID, colour (included with Safety Group and H2 and H2 Plus Groups) (JAL)   | P   | P   |   |   |   |   |   |
| – Premium 12-inch digital DID (JAN)   |     |     | • | • | • | • | • |
| Off-Road Pages Application in Radio (included with UBQ and UBW radios) (JA8)  | P   | P   | P | P | P | P | P |
| Key, Remote Start System – Key fob-activated (included with H1 Plus, H2 and H2 Plus Groups) (XBM)   |     | O/P | • | • | • | • | • |
| Memory – Radio presets/driver's seat/exterior mirrors/power-adjust pedals (included with *AL, *BL, *GL, *PL, *NL, *GJ, *VL and *SJ seats; requires P1 Group) (LEV)                |     |     | P | P | P | P | P |
| Pedals – Non-adjustable (XA8)   | •   | •   |   |   | • |   |   |
| – Power-adjust (included with H2 and H2 Plus Groups) (XAP)  |     | P   | • | • |   |   |   |
| – Power-adjust with memory (included with X1, X2, P1, P1 Plus, P2 and P2 Plus Groups) (XAM)   |     |     | P | P | P | P | P |
| Seats – Heavy-duty vinyl 40/20/40 split-bench front with manual-adjust and folding rear bench (Crew Cab) (*TX)  | •   | F   |   |   |   |   |   |
| – Cloth 40/20/40 split-bench front with manual-adjust and folding rear bench (Crew Cab; included with L1 and L2 Groups) (*V9)   | F/P | •   |   |   |   |   |   |

# 2026 RAM 2500/3500 HEAVY DUTY

## STANDARD FEATURES AND OPTIONS

|   | Tradesman® | Big Horn®   | Rebel® | Power Wagon® | Laramie® | Limited Longhorn™ | Limited |
|---|------------|-------------|--------|--------------|----------|-------------------|---------|
| CPOS  | 2TA        | 2TZ/<br>2TY | 2TR    | 2TP          | 2TH      | 2TK               | 2TM     |
| <b>INTERIOR FEATURES (CONTINUED)</b>  |            |             |        |              |          |                   |         |
| Seats (continued) – Premium cloth 40/20/40 split-bench front with power-adjust for driver, 60/40 split-folding rear bench with centre fold-down armrest and fold-flat load floor (included with H1 and H1 Plus Groups) (*M9)  |            | O/P         |        |              |          |                   |         |
| – Premium cloth front bucket with power-adjust for driver, full-length centre console, 60/40 split-folding rear bench with centre fold-down armrest and fold-flat load floor (included with H2 and H2 Plus Groups; requires H1 Plus Group) (*MJ)  |            | O/P         |        |              |          |                   |         |
| – Cloth 40/20/40 split-bench front heated with power-adjust for driver, 60/40 split-folding rear bench with centre fold-down armrest and fold-flat load floor (*H9)   |            |             | •      | •            |          |                   |         |
| – Leather-faced, heated and ventilated front bucket with full-length centre console, power- /memory-adjust for driver and power-adjust for passenger, 60/40 split-folding heated rear bench with centre fold-down armrest and fold-flat load floor (included with X1 Group) (*PL / *AL)         |            |             | P      | P            |          |                   |         |
| – Premium leather-faced, heated and ventilated front bucket with full-length centre console, power- /memory-adjust for driver and power-adjust for passenger, 60/40 split-folding heated rear bench with centre fold-down armrest and fold-flat load floor (included with X2 Group) (*NL / *GL) |            |             | P      | P            |          |                   |         |
| – Leather-faced 40/20/40 split-bench front heated with power-adjust for driver and passenger, 60/40 split-folding rear bench with centre fold-down armrest and fold-flat load floor (*VL)   |            |             |        |              | •        |                   |         |
| – Leather-faced, heated front bucket with full-length centre console, power-adjust for driver and passenger, 60/40 split-folding rear bench with centre fold-down armrest and fold-flat load floor (included with P1 Plus, P2 and P2 Plus Groups; requires P1 Group) (*GJ)                      |            |             |        |              |          | O/P               |         |
| – Premium leather with filigree, heated and ventilated front bucket with full-length premium centre console, power- /memory-adjust for driver and power-adjust for passenger, 60/40 split-folding heated rear bench with centre fold-down armrest and fold-flat load floor (*BL)                |            |             |        |              |          | •                 |         |
| – Premium leather, heated and ventilated front bucket with full-length premium centre console, power- /memory-adjust for driver and power-adjust for passenger, 60/40 split-folding heated rear bench with centre fold-down armrest and fold-flat load floor (*SJ)                              |            |             |        |              |          |                   | •       |
| Speed Control – Adaptive Cruise Control (ACC) with Stop <sup>(2)</sup> (NH3)  | •          | •           | •      | •            | •        | •                 | •       |
| Steering Wheels – Urethane (SCF)  | •          | •           |        |              |          |                   |         |
| – Luxury (included with Safety Group and H1, H1 Plus, H2 and H2 Plus Groups) (SCK)  | P          | P           |        |              | •        |                   |         |
| – Leather-wrapped, perforated with Grey stitching (SCB)   |            |             | •      | •            |          |                   |         |
| – Leather-wrapped with real wood (SCW)  |            |             |        |              |          | •                 | •       |
| – Audio controls (included with SCK, SCB and SCW steering wheels) (RDZ)   | P          | P           | P      | P            | P        | P                 | P       |
| – Heated (included with H2 and H2 Plus Groups, Heated Seats and Wheel Group, and *AL, *BL, *GL, *H9, *PL, *NL, *GJ, *VL and *SJ seats) (NHS)  |            | P           | P      | P            | P        | P                 | P       |
| Sunroof (not available with Regular Cab; requires X2, P1 Plus, P2 Plus, R1 and M1 Groups) (GWA)   |            |             | O      | O            | O        | O                 | O       |
| Universal Garage Door Opener <sup>(22)</sup> in Visor (included with H2, H2 Plus, X1 and X2 Groups) (XGD)   |            | P           | P      | P            | •        | •                 | •       |
| Mirror – Rearview, auto-dimming (included with Safety Group, Convenience Group, and H1, H1 Plus, H2 and H2 Plus Groups) (GNK)   | P          | P           | •      | •            | •        | •                 | •       |
| – Rearview, digital (dedicated camera located in Centre High-Mounted Stop Lamp (CHMSL); included with Tow-Mode Digital Rearview Mirror Package and R1 and M1 Groups) (GRG)  | P          | P           | P      | P            | P        | P                 | P       |
| – Rearview, digital 3.0 (included with Tow Technology Plus Group) (GNQ)   | P          | P           | P      | P            | P        | P                 | P       |

• = Standard. O = Optional. P = Available with Package noted. F = Fleet only.

## STANDARD FEATURES AND OPTIONS

|   | Tradesman® | Big Horn®   | Rebel® | Power Wagon® | Laramie® | Limited Longhorn™ | Limited |
|---|------------|-------------|--------|--------------|----------|-------------------|---------|
| CPOS  | 2TA        | 2TZ/<br>2TY | 2TR    | 2TP          | 2TH      | 2TK               | 2TM     |
| <b>INTERIOR FEATURES (CONTINUED)</b>  |            |             |        |              |          |                   |         |
| Windows – Power, front one-touch down (Regular Cab only) (JPY)  | •          | •           |        |              |          |                   |         |
| – Power, front one-touch up/down (Crew Cab and Mega Cab®) (JP3)   | •          | •           | •      | •            | •        | •                 | •       |
| – Rear, fixed (GJD)   | •          | •           |        |              |          |                   |         |
| – Rear, manual-sliding (Regular Cab only; included with L1, L2, H1, H1 Plus, H2 and H2 Plus Groups) (GFD)   | P          | P           |        |              |          |                   |         |
| – Rear, power-sliding (Crew Cab and Mega Cab only; paired with defroster; included with L1, L2, H2 and H2 Plus Groups) (GFE)  | P          | P           | •      | •            | •        | •                 | •       |
| – Rear window defroster (optional on Regular Cab Tradesman) (GFA)   | O/•        | •           | •      | •            | •        | •                 | •       |
| <b>UCONNECT® MULTIMEDIA</b>   |            |             |        |              |          |                   |         |
| Uconnect Voice Command <sup>(13)</sup> (XRB)  | •          | •           | •      | •            | •        | •                 | •       |
| Compass – Compass and temperature display (in radio) (JFJ)  | •          | •           | •      | •            | •        | •                 | •       |
| – GPS antenna input on radio (JLP)  | •          | •           | •      | •            | •        | •                 | •       |
| Connectivity, Radio – Auxiliary input, headphone jack   | •          | •           | •      | •            | •        | •                 | •       |
| – Front Media Hub (one fully functional USB, one charging-only USB and one auxiliary input; each USB connection is a Type-A / -C USB pair) (RSF)  | •          | •           | •      | •            | •        | •                 | •       |
| – Single-remote USB port - Charging only (centre armrest, Type-A; included with *TX, *V9, *H9 and *VL seats) (RS3)  | P          | P           | P      | P            | P        |                   |         |
| – Dual-remote USB Media Hub - Charging only (two Type-A / -C pairs with bucket seats and two Type-A connectors with bench seats; included with *AL, *GL, *PL, *NL and *MJ seats) (RS2)  |            | P           | P      | P            | •        | •                 | •       |
| – Dual wireless charging pads (requires bucket seats; included with H2 and H2 Plus Groups and *AL, *BL, *GL, *PL, *NL, *GJ and *SJ seats) (CMS)   |            | P           | P      | P            | P        | P                 | P       |
| – Apple CarPlay integration <sup>(6)</sup> (RFP)  | •          | •           | •      | •            | •        | •                 | •       |
| – Android Auto™ capability <sup>(6)</sup> (RF5)   | •          | •           | •      | •            | •        | •                 | •       |
| Power – 12-volt DC auxiliary power point (JJJ)  | •          | •           | •      | •            | •        | •                 | •       |
| – Front 115-volt, 400-watt outlet (three-prong; included with Chrome Appearance Group and L1, L2, H2 and H2 Plus Groups) (JKV)  | P          | P           | •      | •            | •        | •                 | •       |
| – Rear 115-volt, 400-watt outlet (three-prong; included with *MJ, *AL, *BL, *GL, *PL, *NL, *GJ, *VL and *SJ seats) (JJN)  |            | P           | P      | P            | P        | P                 | P       |
| – Exterior 115-volt, 400-watt outlet (three-prong, located in driver's-side pickup box inner or inside RamBox®; included with Chrome Appearance Group and L1, L2, H2 and H2 Plus Groups; not available with Box Delete) (XBE) | P          | P           | •      | •            | •        | •                 | •       |
| – 2.4-kW onboard power system (requires XF1 or XBJ dual alternators) (XBH)  | O          | O           | O      | O            | O        | O                 | O       |
| – Accessory delay   | •          | •           | •      | •            | •        | •                 | •       |
| <b>Systems – Uconnect 5 with 8.4-inch touchscreen display (UBE)</b>   |            |             |        |              |          |                   |         |
| – Uconnect 5 NAV with 12-inch touchscreen display (included with Convenience Group and H1 Plus and H2 Plus Groups) (UBQ)  | P          | P           | •      | •            | •        |                   |         |
| – Uconnect 5 NAV with 14.5-inch touchscreen display (included with X2, P2 and P2 Plus Groups) (UBW)   |            |             | P      | P            | P        | •                 | •       |
| SiriusXM <sup>®(10)</sup> (RSD)   | •          | •           |        |              |          |                   |         |
| Connected Travel and Traffic Services <sup>(8)</sup> (included with UBQ and UBW radios) (RTV)   | P          | P           | •      | •            | •        | •                 | •       |
| SiriusXM with 360L <sup>(10)</sup> (included with UBQ and UBW radios) (RTU)   | P          | P           | •      | •            | •        | •                 | •       |

# 2026 RAM 2500/3500 HEAVY DUTY

## STANDARD FEATURES AND OPTIONS

| CPOS | 2TA | 2TZ/<br>2TY | 2TR | 2TP | 2TH | 2TK | 2TM |
|------|-----|-------------|-----|-----|-----|-----|-----|
|------|-----|-------------|-----|-----|-----|-----|-----|

### UCONNECT® MULTIMEDIA (CONTINUED)

|  |     |   |   |   |   |   |   |
|--|-----|---|---|---|---|---|---|
| Speaker Systems, Audio – Base four-speaker system (standard on Regular Cab Tradesman only) (RCD)   | •   |   |   |   |   |   |   |
| – Base six-speaker system (standard on Crew Cab; included with Convenience Group on Regular Cab) (RCG)   | •/P | • | • | • |   |   |   |
| – Premium seven-speaker system, with centre instrument-panel speaker and amplifier (Regular Cab only; included with H1 Plus and H2 Plus Groups) (RCK)              | P   |   |   |   |   |   |   |
| – Premium 10-speaker Surround Sound system (Crew Cab and Mega Cab®; nine amplified speakers and subwoofer; included with H1 Plus, H2, H2 Plus and X1 Groups) (RC3) | P   | P | P | • |   |   |   |
| – Premium 17-speaker Surround Sound system (Crew Cab and Mega Cab; included with X2, P2 and P2 Plus Groups) (RCA)  |     |   | P | P | P | • | • |
| Active Noise Control System (included with L1 and L2 Groups if equipped with diesel engine on Regular Cab only) (JLW)  | P/• | • | • | • | • | • | • |

### TIRES

|  |   |     |   |   |     |   |   |
|--|---|-----|---|---|-----|---|---|
| Tires – Single Rear Wheel (SRW) - LT245/70R17E BSW Firestone® Transforce HT All-Season (A/S) (2500 only) (TWD) | • |     |   |   |     |   |   |
| – LT285/70R17D OWL Goodyear® Wrangler DuraTrac® All-Terrain (A/T) (included with Power Wagon Package) (TW2)    | P |     |   | • |     |   |   |
| – LT275/70R18E BSW Firestone Transforce HT A/S (TCN)   |   | •   |   |   | •   |   |   |
| – LT275/70R18E OWL Firestone Transforce On-/Off-Road (included with Off-Road Package) (TCP)                    | O | O/P |   |   | O/P |   |   |
| – LT285/60R20E BSW A/T (TKN)   |   |     | • |   |     |   |   |
| – LT285/60R20E OWL Firestone On-/Off-Road (included with WF3 wheels; not available with Regular Cab) (TEA)     |   | P   |   |   | P   | • | • |
| Dual Rear Wheel (DRW) – LT235/80R17E BSW A/S (TV2)   | • | •   |   |   | •   | • | • |
| – LT235/80R17E Off-Road (TSG)  | O | O   |   |   | O   | O | O |
| Spare Tire – Full-size, matching (TBB)   | • | •   | • | • | •   | • | • |
| – Full-Size, Delete (included with Box Delete) (TBF)   | P | P   |   |   |     |   |   |
| – Full-size, add (requires Box Delete) (TBE)   | O | O   |   |   |     |   |   |
| – Carrier (TBM)  | • | •   | • | • | •   | • | • |

### SAFETY, SECURITY & CONVENIENCE

|   |   |   |     |     |     |   |   |
|---|---|---|-----|-----|-----|---|---|
| Air bags <sup>(9)</sup> – Advanced multistage front (CG3)   | • | • | •   | •   | •   | • | • |
| – Supplemental side-curtain (CGS)   | • | • | •   | •   | •   | • | • |
| – Supplemental side-seat (CJ1)  | • | • | •   | •   | •   | • | • |
| Cameras – ParkView® Rear Back-Up Camera <sup>(2)</sup> (not available with Surround-View Camera System <sup>(1)</sup> ) (XAC)   | • | • | •   | •   | •   | • | • |
| – Surround-View Camera System <sup>(1)</sup> (included with Towing Technology Group and H2 Plus, R1 and M1 Groups; requires Cargo-View Camera <sup>(2)</sup> ; not available with Pickup Box Delete or Regular Cab) (XAK)   | P | P | P   | P   | P   | P | P |
| – Cargo-View Camera <sup>(2)</sup> with LED Centre High-Mounted Stop Lamp (CHMSL) and cargo-box illumination (includes dynamic centreline with Surround-View Camera System <sup>(1)</sup> ; requires UBQ or UBW radio; not available with incandescent CHMSL; included with Towing Technology Group and H2 Plus, X2, P1 Plus, P2 Plus, R1 and M1 Groups; requires X1 Group) (LPD) | P | P | O/P | O/P | O/P | P | P |

## STANDARD FEATURES AND OPTIONS

| CPOS | 2TA | 2TZ/<br>2TY | 2TR | 2TP | 2TH | 2TK | 2TM |
|------|-----|-------------|-----|-----|-----|-----|-----|
|------|-----|-------------|-----|-----|-----|-----|-----|

### SAFETY, SECURITY & CONVENIENCE (CONTINUED)

|   |     |       |   |   |   |   |   |
|---|-----|-------|---|---|---|---|---|
| Cameras (continued) – Auxiliary (Trailer) Camera Prep provides in-cab wiring, camera HDMI in radio, seven-/12-pin rear-bumper connector and/or seven-/12-pin pickup bed connector (requires L1, L2, H2 Plus, X1, X2, P2, P2 Plus, R1 and M1 Groups) (XFQ) | O   | O     | O | O | O | O | O |
| Drowsy-Driver Detection <sup>(2)</sup> (included with Safety Group and H2 Plus, P1 Plus, P2 Plus, R1 and M1 Groups) (XNM)   | P   | P     | P | P | P | P | P |
| Traffic Sign Recognition System <sup>(5)</sup> (included with Safety Group and H2 Plus, P1 Plus, P2 Plus, R1 and M1 Groups) (SJB)   | P   | P     | P | P | P | P | P |
| Active Lane Management System <sup>(2)</sup> (included with Safety Group and H2 Plus, P1 Plus, P2 Plus, R1 and M1 Groups) (XNW)   | P   | P     | P | P | P | P | P |
| Blind-Spot Monitoring (BSM) <sup>(2)</sup> and Rear Cross-Path Detection System <sup>(2)</sup> – Includes LED taillamps on Tradesman and Big Horn (included with Safety Group, Towing Technology Group, and H2 and H2 Plus Groups) (XAN)                  | F/P | F/O/P | • | • | • | • | • |
| Full-Speed Forward Collision Warning Plus <sup>(2)</sup> – With Auto Emergency Braking (LSU)  | •   | •     | • | • | • | • | • |
| Trailer Reverse Guidance <sup>(2)</sup> (included with H2 Plus, R1 and M1 Groups and Towing Technology Group) (XPU)   | P   | P     | P | P | P | P | P |
| Trailer Reverse Steering Control <sup>(2)</sup> (included with Tow Technology Plus Group) (XA1)   | P   | P     | P | P | P | P | P |
| Adaptive Cruise Control (ACC) with Stop <sup>(2)</sup> (NH3)  | •   | •     | • | • | • | • | • |
| Hill Descent Control (included with Off-Road Package and Power Wagon Package) (BNH)   | P   | P     | • | • | P | P | P |
| Back-Up Alarm – Audible alarm when vehicle is in Reverse (XAW)  | O   | O     | O | O | O | O | O |
| DOT Safety Kit (includes DOT fire extinguisher, three reflecting triangles, two Red flags and spare fuses) (ACL)  | O   | O     | O | O | O | O | O |
| Parking Sensors – Park-Sense® Front/Rear Park Assist System <sup>(2)</sup> (included with Power Wagon Package and L1 and L2 Groups) (XAG)   | P   | •     | • | • | • | • | • |
| Restraints <sup>(2)</sup> – Front, height-adjustable three-point seat belts (outboard positions only) (CGD)   | •   | •     | • | • | • | • | • |
| Rear-Seat Reminder Alert (JFB)  | •   | •     | • | • | • | • | • |
| LATCH – Child Seat Anchor System (CGU)  | •   | •     | • | • | • | • | • |
| Adaptive Steering System <sup>(2)</sup> – Variable Steering Effort System (included with Safety Group and H2 Plus, P1 Plus, P2 Plus, R1 and M1 Groups) (SJE)  | P   | P     | P | P | P | P | P |
| Security – Sentry Key® Theft Deterrent System - Engine immobilizer (GXX)  | •   | •     | • | • | • | • | • |
| – Security alarm <sup>(20)</sup> (LSA)  | •   | •     | • | • | • | • | • |
| Tailgate-Ajar Warning Lamp (LAN)  | •   | •     | • | • | • | • | • |
| Tire Pressure Monitor – Tire Pressure Monitoring System, cluster display (2500 only) (XGM)  | •   | •     | • | • | • | • | • |
| – Tire Pressure Information System, cluster display (3500 only) (XBT)   | •   | •     | • | • | • | • | • |
| – Selectable Tire-Fill Alert (LA5)  | •   | •     | • | • | • | • | • |
| – Tire-Fill Alert (LAW)   | •   | •     | • | • | • | • | • |
| Trailer Brake Controller – Electronic Trailer Brake Controller (ITBM) (XHC)   | •   | •     | • | • | • | • | • |
| Trailer-Light Check Out (cluster-activated routine) (JJ1)   | •   | •     | • | • | • | • | • |
| Trailer Tire Pressure Monitoring System (includes four trailer tire sensors; included with Towing Technology Group) (XG9)   | P   | P     | P | P | P | P | P |

# 2026 RAM 2500/3500 HEAVY DUTY

| STANDARD FEATURES AND OPTIONS | Tradesman® | Big Horn®   | Rebel® | Power Wagon® | Laramie® | Limited Longhorn™ | Limited |
|-------------------------------|------------|-------------|--------|--------------|----------|-------------------|---------|
| <b>CPOS</b>                   | 2TA        | 2TZ/<br>2TY | 2TR    | 2TP          | 2TH      | 2TK               | 2TM     |

## EQUIPMENT GROUPS

|   |   |   |   |   |  |  |  |
|---|---|---|---|---|--|--|--|
| Tradesman Level 1 Equipment (L1 Group) – Includes Convenience Group, overhead console, *V9 cloth bench seats, carpet floor covering, rear antispin differential, exterior 115-volt outlet, 400-watt inverter, Active Noise Control System, sliding rear window on Regular Cab, power-sliding rear window on Crew Cab, GT2 exterior mirrors, carpet floor mats, interior front 115-volt outlet, Black tubular side steps on Crew Cab and Park-Sense® Front/Rear Park Assist System <sup>(2)</sup> (A7B)  | 0 |   |   |   |  |  |  |
| Tradesman Level 2 Equipment (L2 Group) – Includes L1 Group, Chrome grille surround, Chrome front and rear bumpers, 18-inch Chrome-clad steel wheels for Single Rear Wheels (SRWs) and 17-inch polished aluminum wheels for Dual Rear Wheels (DRWs) (A7D)  | 0 |   |   |   |  |  |  |
| Big Horn Level 1 Equipment (H1 Group) – Includes rear in-floor storage bins, *M9 cloth bench seats, rear antispin differential, sliding rear window on Regular Cab, auto-dimming rearview mirror, GT3 exterior mirrors, dual glove boxes, driver's-door foam bottle insert, footwell courtesy lamp, glove box lamp, rear dome lamp with on/off switch and luxury steering wheel (A7E)   |   | 0 |   |   |  |  |  |
| Big Horn Level 1 Plus Equipment (H1 Plus Group) – Includes H1 Group, Remote Start System, spray-in bedliner, deployable bed step, LED bed lighting, Dual-Zone automatic temperature control, premium audio system (seven speakers on Regular Cab or premium 10-speaker Surround Sound system on Crew Cab) and Uconnect® 5 NAV with 12-inch touchscreen display (A7F)  |   | 0 |   |   |  |  |  |
| Big Horn Level 2 Equipment (H2 Group) – Includes 115-volt front power outlet, 400-watt inverter, rear in-floor storage bins, *MJ cloth bucket seats, glove box lamp, dampened tailgate, Remote Start System, sliding rear window on Regular Cab, power-sliding rear window on Crew Cab, sun visors with illuminated vanity mirrors, auto-dimming rearview mirror, GT3 exterior mirrors, Universal Garage Door Opener, <sup>(22)</sup> heated steering wheel, dual glove boxes, driver's-door foam bottle insert, dual wireless charging pads, cluster with 7-inch Driver Information Display (DID), heated front seats, footwell courtesy lamp, rear dome lamp with on/off switch, premium 10-speaker Surround Sound system, luxury steering wheel, power-adjustable pedals, and Blind-Spot Monitoring (BSM) <sup>(2)</sup> and Rear Cross-Path Detection System <sup>(2)</sup> (A7G) |   |   | 0 |   |  |  |  |
| Big Horn Level 2 Plus Equipment (H2 Plus Group) – Includes H2 Group, 115-volt exterior power outlet, spray-in bedliner, deployable bed step, Drowsy-Driver Detection <sup>(2)</sup> Dual-Zone automatic temperature control, rain-sensitive windshield wipers, LED bed lighting, Auto High-Beam Headlamp Control, Trailer Tire Pressure Monitoring System, Traffic Sign Recognition System, <sup>(5)</sup> Adaptive Steering System, <sup>(2)</sup> Active Lane Management System, <sup>(2)</sup> LED Centre High-Mounted Stop Lamp (CHMSL) with Cargo-View Camera, <sup>(2)</sup> Uconnect 5 NAV with 12-inch touchscreen display, Surround-View Camera System <sup>(1)</sup> and Trailer Reverse Guidance <sup>(2)</sup> (A7H)  |   |   | 0 |   |  |  |  |
| Rebel/Power Wagon Level 1 Equipment (X1 Group) – Includes premium overhead console, *PL/*AL leather-faced bucket seats, Body-colour door handles, Sport Performance Hood, WARN® electric front winch (Power Wagon only), sun visors with illuminated vanity mirrors, remote proximity keyless entry, GT4 exterior mirrors, rubber floor mats, Universal Garage Door Opener, <sup>(22)</sup> rain-sensitive windshield wipers, overhead LED lamps, LED rear dome lamp with on/off switch, LED interior lighting, Auto High-Beam Headlamp Control, Mopar® Rock Rails with Step Pad, premium 10-speaker Surround Sound system and power-adjustable pedals with memory (A7J/A7L)  |   |   |   | 0 |  |  |  |
| Rebel/Power Wagon Level 2 Equipment (X2 Group) – Includes X1 Group, leather-wrapped grab handles, luxury door trim panels, leather-wrapped shift control, *NL/*GL leather-faced bucket seats, instrument-panel bezels in aluminum litho with Black trim, spray-in bedliner, deployable bed step, LED bed lighting, power-deployable running boards (Rebel only), premium LED CHMSL with Cargo-View Camera, <sup>(2)</sup> premium 17-speaker Surround Sound system, 10.25-inch front-passenger touchscreen display and Uconnect 5 NAV with 14.5-inch touchscreen display (A7K/A7M)  |   |   |   | 0 |  |  |  |

## STANDARD FEATURES AND OPTIONS

| STANDARD FEATURES AND OPTIONS | Tradesman® | Big Horn®   | Rebel® | Power Wagon® | Laramie® | Limited Longhorn™ | Limited |
|-------------------------------|------------|-------------|--------|--------------|----------|-------------------|---------|
| <b>CPOS</b>                   | 2TA        | 2TZ/<br>2TY | 2TR    | 2TP          | 2TH      | 2TK               | 2TM     |

## EQUIPMENT GROUPS (CONTINUED)

|  |  |  |  |  |   |   |   |
|--|--|--|--|--|---|---|---|
| Laramie Level 1 Equipment (P1 Group) – Includes rear in-floor storage bins, rear antispin differential, GT4 exterior mirrors, driver's-door foam bottle insert, rain-sensitive windshield wipers, remote tailgate release, Auto High-Beam Headlamp Control and power-adjustable pedals with memory (A7N)   |  |  |  |  | 0 |   |   |
| Laramie Level 1 Plus Equipment (P1 Plus Group) – Includes P1 Group, *GJ leather-faced bucket seats, spray-in bedliner, deployable bed step, Drowsy-Driver Detection <sup>(2)</sup> LED bed lighting, Traffic Sign Recognition System, <sup>(5)</sup> Adaptive Steering System, <sup>(2)</sup> Active Lane Management System <sup>(2)</sup> and LED CHMSL with Cargo-View Camera <sup>(2)</sup> (A7P)   |  |  |  |  | 0 |   |   |
| Laramie Level 2 Equipment (P2 Group) – Includes rear in-floor storage bins, *GJ leather-faced bucket seats, rear antispin differential, GT4 exterior mirrors, driver's-door foam bottle insert, rain-sensitive windshield wipers, remote tailgate release, Auto High-Beam Headlamp Control, premium 17-speaker Surround Sound system, Uconnect 5 NAV with 14.5-inch touchscreen display and power-adjustable pedals with memory (A7Q)  |  |  |  |  | 0 |   |   |
| Laramie Level 2 Plus Equipment (P2 Plus Group) – Includes P2 Group, spray-in bedliner, deployable bed step, Drowsy-Driver Detection <sup>(2)</sup> LED bed lighting, Traffic Sign Recognition System, <sup>(5)</sup> Adaptive Steering System, <sup>(2)</sup> Active Lane Management System, <sup>(2)</sup> LED CHMSL with Cargo-View Camera <sup>(2)</sup> and power-deployable running boards (A7R)  |  |  |  |  | 0 |   |   |
| Limited Longhorn Level 1 Equipment (R1 Group) – Includes spray-in bedliner, rear antispin differential, Drowsy-Driver Detection <sup>(2)</sup> digital rearview mirror, LED CHMSL with Cargo-View Camera, <sup>(2)</sup> power-deployable running boards, LED bed lighting, Trailer Tire Pressure Monitoring System, Traffic Sign Recognition System, <sup>(5)</sup> Adaptive Steering System, <sup>(2)</sup> Active Lane Management System, <sup>(2)</sup> Surround-View Camera System <sup>(1)</sup> and Trailer Reverse Guidance <sup>(2)</sup> (A7U) |  |  |  |  |   | 0 |   |
| Limited Level 1 Equipment (M1 Group) – Includes Mopar Spray-In Bedliner, rear antispin differential, Drowsy-Driver Detection <sup>(2)</sup> digital rearview mirror, LED CHMSL with Cargo-View Camera, <sup>(2)</sup> power-deployable running boards, LED bed lighting, Trailer Tire Pressure Monitoring System, Traffic Sign Recognition System, <sup>(5)</sup> Adaptive Steering System, <sup>(2)</sup> Active Lane Management System, <sup>(2)</sup> Surround-View Camera System <sup>(1)</sup> and Trailer Reverse Guidance <sup>(2)</sup> (A7S)    |  |  |  |  |   |   | 0 |

| APPEARANCE PACKAGES   | Tradesman® | Big Horn® | Rebel® | Power Wagon® | Laramie® | Limited Longhorn™ | Limited |
|---|------------|-----------|--------|--------------|----------|-------------------|---------|
| Chrome Appearance Group – Includes overhead console, exterior 115-volt outlet, 400-watt inverter, interior front 115-volt outlet, Chrome grille surround, Chrome front and rear bumpers, 18-inch Chrome-clad steel wheels for Single Rear Wheels (SRWs) and 17-inch polished aluminum wheels for Dual Rear Wheels (DRWs) (A7C)  | 0          |           |        |              |          |                   |         |
| Sport Appearance Package – Includes Black interior accents, Sport Performance Hood on Laramie, Sport decal, Body-colour grille surround, and Body-colour front and rear bumpers (requires H1 Plus or H2 Plus Group for Big Horn and P1 Plus or P2 Plus Group for Laramie) (AEF)   |            | 0         |        |              | 0        |                   |         |
| Night Edition (Tradesman) – Includes *V9 cloth bench seat, carpet floor covering, GT3 exterior mirrors, carpet floor mats, Body-colour grille surround, Body-colour front and rear bumpers, Black grille insert, 20-inch Black-painted aluminum wheels and Park-Sense Front/Rear Park Assist System <sup>(2)</sup> (ASH)  | 0          |           |        |              |          |                   |         |
| Night Edition – Includes Sport Performance Hood for Laramie and Limited, Black interior accents, Black exterior badges, Body-colour grille surround, Body-colour front and rear bumpers, Gloss Black grille insert accents and Black-painted aluminum wheels (requires H1 Plus or H2 Plus Group for Big Horn, P1 Plus or P2 Plus Group for Laramie, and M1 Group for Limited) (ASH) |            | 0         |        |              | 0        |                   | 0       |

# 2026 RAM 2500/3500 HEAVY DUTY

## STANDARD FEATURES AND OPTIONS

| CPOS | 2TA | 2TZ/<br>2TY | 2TR | 2TP | 2TH | 2TK | 2TM |
|------|-----|-------------|-----|-----|-----|-----|-----|
|------|-----|-------------|-----|-----|-----|-----|-----|

### APPEARANCE PACKAGES (CONTINUED)

|  |   |  |  |  |   |   |   |
|--|---|--|--|--|---|---|---|
| Chrome Bumper Package – Includes Chrome front and rear bumpers (AST)   |   |  |  |  | 0 | 0 | 0 |
| Warlock Package – Includes Hill Descent Control, *V9 cloth bench seat, carpet floor covering, rear antispin differential, Warlock decals, transfer case skid plate, GT3 exterior mirrors, rubber floor mats, Black wheel flares, front and rear performance-tuned shocks, 20-inch Black-painted aluminum wheels with Diamond-Cut machined accents and LT285/60R20E BSW All-Terrain (A/T) tires (AGN) | 0 |  |  |  |   |   |   |

### OPTION GROUPS

|   |     |     |   |   |     |     |     |
|---|-----|-----|---|---|-----|-----|-----|
| Convenience Group – Includes auto-dimming rearview mirror, tinted acoustic windshield, Dual-Zone automatic temperature control, six speakers on Regular Cab and Uconnect® 5 NAV with 12-inch touchscreen display (included with L1 and L2 Groups) (ADC)   | O/P |     |   |   |     |     |     |
| Bed Utility Group – Includes LED bed lighting, spray-in bedliner and rear, deployable bed step (requires X1 Group) (ANT)  | 0   | 0   | 0 | 0 | 0   | 0   | 0   |
| Emergency / Fire / Rescue Special Service Package – Includes transfer case skid plate, upfitter electronic module (Vehicle System Interface Module (VSIM)) and dash-mounted auxiliary switches (AH6)  | F   |     |   |   |     |     |     |
| Heated Seats and Wheel Group – Includes heated front seats and heated leather-wrapped steering wheel (requires H1 Plus Group) (AGF)   |     | 0   |   |   |     |     |     |
| Cold Weather Group – Includes engine block heater and winter front grille cover (diesel engine only) (ADE)  | 0   | 0   | 0 |   | 0   | 0   | 0   |
| Dual Rear Wheel (DRW) Group – Includes 6000-lb front axle with hub extension, rear wheelhouse liners, cab-mounted LED clearance lamps, and box- and rear-fender-mounted LED clearance lamps (3500 only) (WLA)   | 0   | 0   |   |   | 0   | 0   | 0   |
| Fifth-Wheel/Gooseneck Prep Group – Includes bed-mounted seven-pin connector (seven-/12-pin connector if equipped with XFU), mounting holes for fifth-wheel hitch and gooseneck ball, and mounting hole covers (included with Max Tow Package on 3500; not available with RamBox® Cargo Management System) (AHU) | O/P | O/P | 0 |   | O/P | O/P | O/P |
| Off-Road Package – Includes transfer case skid plate, front / rear Bilstein® shocks, Hill Descent Control and OWL On- / Off-Road tires (2500 4x4 only; requires H1 Plus or H2 Plus Group for Big Horn, P1 Plus or P2 Plus Group for Laramie, and R1 and M1 Groups) (ARC)  | 0   | 0   |   |   | 0   | 0   | 0   |

## STANDARD FEATURES AND OPTIONS

| CPOS | 2TA | 2TZ/<br>2TY | 2TR | 2TP | 2TH | 2TK | 2TM |
|------|-----|-------------|-----|-----|-----|-----|-----|
|------|-----|-------------|-----|-----|-----|-----|-----|

### OPTION GROUPS (CONTINUED)

|  |   |   |   |   |   |   |   |
|--|---|---|---|---|---|---|---|
| Power Wagon Package – Includes Ram Articulink® front suspension, front / rear Bilstein shocks, Hill Descent Control, Tru-Lok® front and rear axles, 4.10 axle ratio, fuel tank skid plate, transfer case skid plate, front electric winch, Black wheel flares, Black powder-coated front and rear bumpers, front disconnecting stabilizer bar, 17-inch Power Wagon aluminum wheels, LT285/70R17D OWL Goodyear® Wrangler DuraTrac® A/T tires, Park-Sense® Front / Rear Park Assist System <sup>(2)</sup> and rear wheel-well liners (2500: gas engine; Crew Cab: 4x4 only; requires L1 Group) (ACE) | 0 |   |   |   |   |   |   |
| Commercial Features Package – Includes exterior 115-volt outlet, 400-watt inverter, interior front 115-volt outlet and Park-Sense Front / Rear Park Assist System <sup>(2)</sup> (AGS)   | 0 |   |   |   |   |   |   |
| Safety Group – Includes Drowsy-Driver Detection <sup>(2)</sup> auto-dimming rearview mirror, rain-sensitive windshield wipers, cluster with 7-inch Driver Information Display (DID) on Tradesman and Big Horn, Auto High-Beam Headlamp Control, Traffic Sign Recognition System <sup>(5)</sup> Adaptive Steering System <sup>(2)</sup> Active Lane Management System <sup>(2)</sup> luxury steering wheel, and Blind-Spot Monitoring (BSM) <sup>(2)</sup> and Rear Cross-Path Detection System <sup>(2)</sup> (requires X1, X2, P1 or P2 Group) (AAU)  | 0 | 0 | 0 | 0 | 0 | 0 | 0 |
| Special Service Vehicle Group – Includes transfer case skid plate, dash pass-through wire circuits, upfitter electronic module (VSIM) and dash-mounted auxiliary switches (AAP)  | F |   |   |   |   |   |   |
| Max Tow Package – Includes Fifth-Wheel / Gooseneck Prep Group, DOT-certified roadside safety kit, LED Centre High-Mounted Stop Lamp (CHMSL) with Cargo-View Camera <sup>(2)</sup> and Auto-Level Rear Air Suspension on select 4x4 models (requires DRW and diesel engine) (AJL)   | 0 | 0 |   |   | 0 | 0 | 0 |
| Towing Technology Group – Includes Surround-View Camera System, <sup>(1)</sup> LED CHMSL with Cargo-View Camera, <sup>(2)</sup> Trailer Reverse Guidance, <sup>(2)</sup> Trailer Tire Pressure Monitoring System, GT3 exterior mirrors for Tradesman, and BSM <sup>(2)</sup> and Rear Cross-Path Detection System <sup>(2)</sup> (requires L2, H1 Plus, X1, X2, P1, P1 Plus, P2 or P2 Plus Group) (AAN)  | 0 | 0 | 0 | 0 | 0 | 0 | 0 |
| Tow Technology Plus Group – Includes 3.0 digital rearview mirror, auxiliary switch prep and Trailer Reverse Steering Control <sup>(2)</sup> (requires Adaptive Steering System, <sup>(2)</sup> Surround-View Camera System, <sup>(1)</sup> and L2, H2 Plus, X1, X2, P1 Plus, P2 Plus, R1 or M1 Group) (AVS)  | 0 | 0 | 0 | 0 | 0 | 0 | 0 |
| Tow-Mode Digital Rearview Mirror Package – Includes digital rearview mirror and wired tow-mode camera (requires L1, L2, H2, H2 Plus, X1, X2, P1 Plus, P2, P2 Plus, R1 or M1 Group) (AVF)   | 0 | 0 | 0 | 0 | 0 | 0 | 0 |

## 2026 RAM 3500/4500/5500 CHASSIS CAB



### SELECT FEATURES

- 6.4L HEMI® V8 engine/8-speed Automatic transmission (3500)/8-speed ZF 8AP430 TorqueFlite® Automatic transmission (4500/5500)
- Air conditioning
- Alternator – 220-amp
- Antispin differential – Rear
- Auxiliary input jack for mobile devices
- Auxiliary power outlets – 12-volt
- Auxiliary switches – Five
- Battery – 730-amp (one per vehicle with gas engine; two per vehicle with diesel engine)
- Engine cooling – Heavy-duty
- Lamps – Cab-clearance
- LED fog lamps
- LED reflector headlamps with automatic function
- Shock absorbers – Heavy-duty
- Speed control
- Stabilizer bar – Front
- Steering – Power, recirculation ball
- USB port – Media port with Type-A/-C USB pairs and auxiliary input port
- Windshield wipers – Variable/intermittent

### SAFETY & SECURITY

- Adaptive Cruise Control (ACC) with Stop<sup>(2)</sup>
- Air bags<sup>(19)</sup> – Multistage front
- Brakes – Power-assisted four-wheel antilock disc
- Electronic Stability Control (ESC)<sup>(3)</sup> System
- Full-Speed Forward Collision Warning Plus with Auto Emergency Braking<sup>(2)</sup>
- ParkView® Rear Back-Up Camera<sup>(2)</sup> (Available)
- Pedestrian/Cyclist Emergency Braking<sup>(2)</sup>
- Sentry Key® Theft Deterrent System – Engine immobilizer

### AVAILABLE FLEET FEATURES

- Emergency/Fire/Rescue Special Emissions Package
- Low-volume paint options
- Mopar® Black Tubular Side Steps for Tradesman® and Big Horn®
- Mopar Front Splash/Mud Guards
- Two additional key fobs

| ENGINES                        | HORSEPOWER | TORQUE |
|--------------------------------|------------|--------|
| 6.4L HEMI V8                   | 370        | 429    |
| 6.7L I-6 Cummins® Turbo Diesel | 360        | 800    |

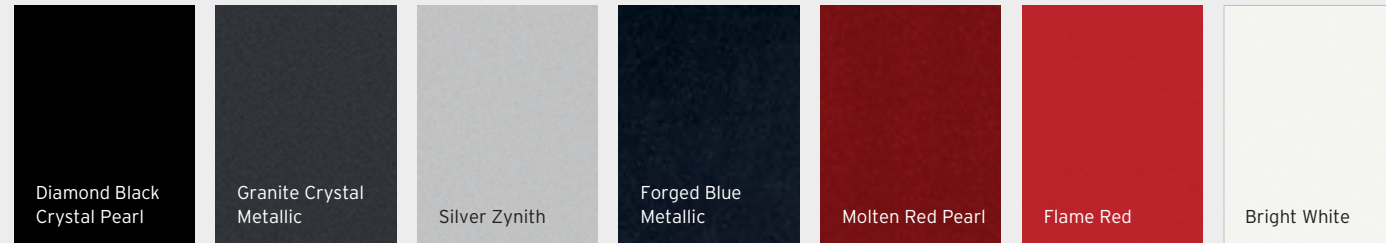
| INTERIOR DIMENSIONS, mm (in)     |             |                         |
|----------------------------------|-------------|-------------------------|
| All Ram Chassis Cab Interiors    | Regular Cab | Crew Cab                |
| Headroom (front/rear)            | 1011 (39.8) | 1030 (40.9)/1011 (39.8) |
| Hip Room (front/rear)            | 1598 (62.9) | 1598 (62.9)/1593 (62.7) |
| Shoulder Room (front/rear)       | 1674 (65.9) | 1675 (65.9)/1666 (65.6) |
| Legroom (front/rear)             | 1039 (40.9) | 1039 (40.9)/1021 (40.2) |
| Seating Capacity (max occupants) | 3           | 6                       |

| RAM 3500 CHASSIS CAB MAX JOB RATING INFORMATION (3500 DD), kg (lb)                       |                 |                                 |                                     |                                     |                  |                                 |                                     |
|--|-----------------|---------------------------------|-------------------------------------|-------------------------------------|------------------|---------------------------------|-------------------------------------|
| 3500 Chassis Cab (3500 DD)   |                 | Regular Cab                     |                                     |                                     | Crew Cab         |                                 |                                     |
| Powertrain   | Capacity Type   | 60" CA (4x2/4x4)                | 60" CA (4x2/4x4)                    | 84" CA (4x2/4x4)                    | 60" CA (4x2/4x4) | 60" CA (4x2/4x4)                |                                     |
|  |                 | SRW                             | DRW                                 |                                     | SRW              | DRW                             |                                     |
| 6.4L HEMI V8/<br>ZF 8HP75 8-speed<br>Automatic<br>Transmission                           | MAX GVWR        | 4853 (10,700)/<br>4990 (11,000) | 6123 (13,500)                       |                                     | 13,500           |                                 |                                     |
|  | MAX PAYLOAD     | 2200 (4850)/<br>2182 (4,810)    | 3352 (7390)/<br>3198 (7050)         | 3325 (7330)/<br>3166 (6980)         |                  | 2000 (4410)/<br>1946 (4290)     |                                     |
|  | MAX GAWR, FRONT | 2495 (5500)                     | 2495 (5500)                         |                                     | 5500             |                                 |                                     |
|  | MAX GAWR, REAR  | 3084 (6800)                     | 4468 (9850)                         |                                     | 9850             |                                 |                                     |
|  | MAX TOWING      | 7257 (16,000)/<br>7103 (15,660) | 7140 (15,740)/<br>6985 (15,400)     | 7112 (15,680)/<br>6954 (15,330)     |                  | 7058 (15,560)/<br>6867 (15,140) | 6940 (15,300)/<br>6713 (14,800)     |
| MAX GCWR   | 9979 (22,000)   | 9979 (22,000)                   |                                     | 22,000                              |                  | 22,000                          |                                     |
| 6.4L HEMI V8/<br>ZF 8AP430<br>TorqueFlite 8-speed<br>Automatic<br>Transmission           | MAX GVWR        | 4853 (10,700)/<br>4990 (11,000) | 6350 (14,000)                       |                                     | 14,000           |                                 |                                     |
|  | MAX PAYLOAD     | 2145 (4730)/<br>2172 (4690)     | 3497 (7710)/<br>3375 (7440)         | 3470 (7650)/<br>3307 (7290)         |                  | 1946 (4290)/<br>1891 (4170)     | 3298 (7270)/<br>3107 (6850)         |
|  | MAX GAWR, FRONT | 2495 (5500)                     | 2495 (5500)                         |                                     | 5500             |                                 |                                     |
|  | MAX GAWR, REAR  | 3084 (6800)                     | 4468 (9850)                         |                                     | 9850             |                                 |                                     |
|  | MAX TOWING      | 8564 (18,880)/<br>8410 (18,540) | 8414 (18,550)/<br>8292 (18,280)     | 8391 (18,500)/<br>8228 (18,140)     |                  | 8364 (18,440)/<br>8174 (18,020) | 8215 (18,110)/<br>8029 (17,700)     |
| MAX GCWR   | 11,340 (25,000) | 11,340 (25,000)                 |                                     | 25,000                              |                  | 25,000                          |                                     |
| 6.7L I-6 Cummins<br>Turbo Diesel/<br>ZF TorqueFlite<br>8-speed Automatic<br>Transmission | MAX GVWR        | 5262 (11,600)/<br>5443 (12,000) | 6350 (14,000)                       |                                     | 14,000           |                                 |                                     |
|  | MAX PAYLOAD     | 2127 (4690)/<br>2186 (4820)     | 3098 (6830)/<br>2980 (6570)         | 3071 (6770)/<br>2889 (6370)         |                  | 1928 (4250)/<br>1901 (4190)     | 2880 (6350)/<br>2703 (5960)         |
|  | MAX GAWR, FRONT | 2722 (6000)                     | 2722 (6000)                         |                                     | 6000             |                                 |                                     |
|  | MAX GAWR, REAR  | 3084 (6800)                     | 4468 (9850)                         |                                     | 9850             |                                 |                                     |
|  | MAX TOWING      | 9271 (20,440)/<br>9149 (20,170) | 11,648 (25,680)/<br>11,526 (25,410) | 11,621 (25,620)/<br>11,435 (25,210) |                  | 9072 (20,000)/<br>8863 (19,540) | 11,431 (25,200)/<br>11,254 (24,810) |
| MAX GCWR   | 12,474 (27,500) | 14,969 (33,000)                 |                                     | 33,000                              |                  | 27,500                          |                                     |

CA = Cab-to-Axle SRW = Single Rear Wheel DRW = Dual Rear Wheel

# 2026 RAM 3500/4500/5500 CHASSIS CAB

## EXTERIOR PAINT COLOURS\*



\*Selections may not be available on all trim levels/models and may be limited/restricted based on availability.

| RAM 4500 CHASSIS CAB MAX JOB RATING INFORMATION, kg (lb)                           |                 |                                 |                                 |                                 |                                 |                                 |                                 |
|--|-----------------|---------------------------------|---------------------------------|---------------------------------|---------------------------------|---------------------------------|---------------------------------|
| 4500 Chassis Cab   |                 | Regular Cab                     |                                 |                                 |                                 | Crew Cab                        |                                 |
|  |                 | 60" CA (4x2/4x4)                | 84" CA (4x2/4x4)                | 108" CA (4x2/4x4)               | 120" CA (4x2/4x4)               | 60" CA (4x2/4x4)                | 84" CA (4x2/4x4)                |
| Powertrain   | Capacity Type   | DRW                             |                                 |                                 |                                 | DRW                             |                                 |
| 6.4L HEMI® V8/<br>ZF 8AP430 TorqueFlite® 8-speed<br>Automatic Transmission         | MAX GVWR        | 7484 (16,500)                   | 7484 (16,500)                   | 7484 (16,500)                   | 7484 (16,500)                   | 7484 (16,500)                   | 7484 (16,500)                   |
|  | MAX PAYLOAD     | 4259 (9390)/4114 (9070)         | 4187 (9230)/4032 (8890)         | 4141 (9130)/3951 (8710)         | 4146 (9140)/3955 (8720)         | 4042 (8910)/3837 (8460)         | 3987 (8790)/3833 (8450)         |
|  | MAX GAWR, FRONT | 2722 (6000)                     | 2722 (6000)                     | 2948 (6500)                     | 2948 (6500)                     | 3175 (7000)                     | 2722 (6000)                     |
|  | MAX GAWR, REAR  | 5443 (12,000)                   | 5443 (12,000)                   | 5443 (12,000)                   | 5443 (12,000)                   | 5443 (12,000)                   | 5443 (12,000)                   |
|  | MAX TOWING      | 9634 (21,240)/9489 (20,920)     | 9562 (21,080)/9407 (20,740)     | 9512 (20,970)/9325 (20,560)     | 9521 (20,990)/9330 (20,570)     | 9417 (20,760)/9208 (20,300)     | 9358 (20,630)/9208 (20,300)     |
|  | MAX GCWR        | 12,927 (28,500)                 | 12,927 (28,500)                 | 12,927 (28,500)                 | 12,927 (28,500)                 | 12,927 (28,500)                 | 12,927 (28,500)                 |
| 6.7L I-6 Cummins® Turbo<br>Diesel/ZF TorqueFlite 8-speed<br>Automatic Transmission | MAX GVWR        | 7484 (16,500)                   | 7484 (16,500)                   | 7484 (16,500)                   | 7484 (16,500)                   | 7484 (16,500)                   | 7484 (16,500)                   |
|  | MAX PAYLOAD     | 3883 (8560)/3,7229 (8220)       | 3815 (8410)/3647 (8040)         | 3756 (8280)/3565 (7860)         | 3760 (8290)/3570 (7870)         | 8215 (18,120)/3493 (7700)       | 3589 (7910)/3452 (7610)         |
|  | MAX GAWR, FRONT | 3175 (7000)/3289 (7250)         | 3289 (7250)                     | 3289 (7250)                     | 3289 (7250)                     | 3289 (7250)                     | 3289 (7250)                     |
|  | MAX GAWR, REAR  | 5443 (12,000)                   | 5443 (12,000)                   | 5443 (12,000)                   | 5443 (12,000)                   | 5443 (12,000)                   | 5443 (12,000)                   |
|  | MAX TOWING      | 13,354 (29,440)/13,204 (29,110) | 13,272 (29,260)/13,127 (28,940) | 13,213 (29,130)/13,023 (28,710) | 13,218 (29,140)/13,027 (28,720) | 13,131 (28,950)/12,950 (28,550) | 13,059 (28,790)/12,909 (28,460) |
|  | MAX GCWR        | 17,010 (37,500)                 | 17,010 (37,500)                 | 17,010 (37,500)                 | 17,010 (37,500)                 | 17,010 (37,500)                 | 17,010 (37,500)                 |

| RAM 5500 CHASSIS CAB MAX JOB RATING INFORMATION, kg (lb)                           |                 |                                 |                                 |                                 |                                 |                                 |                                 |
|--|-----------------|---------------------------------|---------------------------------|---------------------------------|---------------------------------|---------------------------------|---------------------------------|
| 5500 Chassis Cab   |                 | Regular Cab                     |                                 |                                 |                                 | Crew Cab                        |                                 |
|  |                 | 60" CA (4x2/4x4)                | 84" CA (4x2/4x4)                | 108" CA (4x2/4x4)               | 120" CA (4x2/4x4)               | 60" CA (4x2/4x4)                | 84" CA (4x2/4x4)                |
| Powertrain   | Capacity Type   | DRW                             |                                 |                                 |                                 | DRW                             |                                 |
| 6.4L HEMI V8/<br>ZF 8AP430 TorqueFlite 8-speed<br>Automatic Transmission           | MAX GVWR        | 8618 (19,000)                   | 8845 (19,500)                   | 8845 (19,500)                   | 8845 (19,500)                   | 8845 (19,500)                   | 8845 (19,500)                   |
|  | MAX PAYLOAD     | 5389 (11,880)/5257 (11,590)     | 5574 (12,290)/5425 (11,960)     | 5611 (12,370)/5366 (11,830)     | 5475 (12,070)/5316 (11,720)     | 5393 (11,890)/5234 (11,540)     | 5330 (11,750)/5162 (11,380)     |
|  | MAX GAWR, FRONT | 2948 (6500)                     | 2948 (6500)                     | 3175 (7000)                     | 3175 (7000)                     | 2722 (6000)                     | 3175 (7000)                     |
|  | MAX GAWR, REAR  | 6123 (13,500)                   | 6123 (13,500)                   | 6123 (13,500)                   | 6123 (13,500)                   | 6123 (13,500)                   | 6123 (13,500)                   |
|  | MAX TOWING      | 9630 (21,230)/9494 (20,930)     | 9589 (21,140)/9439 (20,810)     | 9625 (21,220)/9380 (20,680)     | 9489 (20,920)/9330 (20,570)     | 9407 (30,740)/9244 (20,380)     | 9344 (20,600)/9176 (20,230)     |
|  | MAX GCWR        | 12,927 (28,500)                 | 12,927 (28,500)                 | 12,927 (28,500)                 | 12,927 (28,500)                 | 12,927 (28,500)                 | 12,927 (28,500)                 |
| 6.7L I-6 Cummins Turbo Diesel/<br>ZF TorqueFlite 8-speed<br>Automatic Transmission | MAX GVWR        | 8845 (19,500)                   | 8845 (19,500)                   | 8845 (19,500)                   | 8845 (19,500)                   | 8845 (19,500)                   | 8845 (19,500)                   |
|  | MAX PAYLOAD     | 5230 (11,530)/5076 (11,190)     | 5180 (11,420)/5008 (11,040)     | 5107 (11,260)/4962 (10,940)     | 5089 (11,220)/4931 (10,870)     | 5008 (11,040)/4844 (10,680)     | 5180 (11,420)/4767 (10,510)     |
|  | MAX GAWR, FRONT | 3289 (7250)                     | 3289 (7250)                     | 3289 (7250)                     | 3175 (7000)                     | 3289 (7250)                     | 3289 (7250)                     |
|  | MAX GAWR, REAR  | 6123 (13,500)                   | 6123 (13,500)                   | 6123 (13,500)                   | 6123 (13,500)                   | 6123 (13,500)                   | 6123 (13,500)                   |
|  | MAX TOWING      | 13,327 (29,380)/15,667 (34,540) | 13,277 (29,270)/15,594 (34,380) | 13,204 (29,110)/15,554 (34,290) | 13,186 (29,070)/15,522 (34,220) | 13,104 (28,890)/15,431 (34,020) | 13,277 (29,270)/15,359 (33,860) |
|  | MAX GCWR        | 17,010 (37,500)/19,504 (43,000) | 17,010 (37,500)                 | 17,010 (37,500)/19,504 (43,000) | 17,010 (37,500)/19,504 (43,000) | 17,010 (37,500)                 | 17,010 (37,500)                 |

CA = Cab-to-Axle SRW = Single Rear Wheel DRW = Dual Rear Wheel

# 2026 RAM 3500/4500/5500 CHASSIS CAB

| STANDARD FEATURES AND OPTIONS   | Tradesman®<br>Reg / Crew | Big Horn®<br>Reg / Crew |
|---|--------------------------|-------------------------|
| CPOS  | 2TA                      | 2TZ                     |
| <b>BODY MODELS</b>  |                          |                         |
| 3500 (DD) – Regular Cab - 60-inch CA (143.5-inch wheelbase) (L63)   | O                        | O                       |
| – Regular Cab - 84-inch CA (167.5-inch wheelbase; DD only) (L64)  | O                        | O                       |
| – Crew Cab - 60-inch CA (172.4-inch wheelbase) (L93)  | O                        | O                       |
| Drive Systems – 4x2 (DD)  | •                        |                         |
| – 4x4 (DD)  | O                        | •                       |
| 4500 / 5500 (DP) – Regular Cab - 60-inch CA (144.5-inch wheelbase) (L63)  | O                        | O                       |
| – Regular Cab - 84-inch CA (168.5-inch wheelbase) (L64)   | O                        | O                       |
| – Regular Cab - 108-inch CA (192.5-inch wheelbase) (L65)  | O                        | O                       |
| – Regular Cab - 120-inch CA (204.5-inch wheelbase) (L66)  | O                        | O                       |
| – Crew Cab - 60-inch CA (173.5-inch wheelbase) (L93)  | O                        | O                       |
| – Crew Cab - 84-inch CA (197.4-inch wheelbase) (L94)  | O                        | O                       |
| Drive Systems – 4x2 (DP 4/5)  | •                        | •                       |
| – 4x4 (DP 9/0)  | O                        | O                       |
| <b>ENGINES / TRANSMISSIONS</b>  |                          |                         |
| 6.4L HEMI® V8 / 8HP75 8-speed Automatic (3500 only) (ESL / DFX)   | •                        | •                       |
| 6.4L HEMI V8 / 8-speed ZF 8AP430 TorqueFlite® Automatic (optional for 3500; standard on 4500 / 5500) (ESL / DFZ)                      | O/•                      | O/•                     |
| 6.7L I-6 Cummins® Turbo Diesel / 8-speed ZF TorqueFlite Automatic (ETN / DFM)   | O                        | O                       |
| <b>MECHANICAL FEATURES</b>  |                          |                         |
| Alternators – 220-amp (BAJ)   | •                        | •                       |
| – 400-amp (dual alternators; require 6.4L HEMI V8) (XBJ)  | O                        | O                       |
| – 480-amp (dual alternators; require 6.7L I-6 Cummins; included with Emergency / Fire / Rescue Special Emissions Package (AH6)) (XF1) | O/P                      | O/P                     |
| Axles: 3500 – Single Rear Wheel (SRW) Group (standard on 3L63, 8L63, 3L93 and 8L93) (AR9)   | •                        | •                       |
| – Dual Rear Wheels (DRW) (standard on 3L64 and 8L64) (WLA)  | •                        | •                       |
| – DRW (optional on DD 3L63, 8L63, 3L93 and 8L93; includes front, 205-mm (DRW axle) and rear, 11.5-inch (DRW axle)) (WLA)              | O                        | O                       |
| – Front, 6000-lb GAWR (SRW axle; standard on 3L63, 8L63, 3L93 and 8L93) (DJN)   | •                        | •                       |
| – Rear, 11.5-inch (SRW axle; standard on 3L63, 8L63, 3L93 and 8L93) (DRQ)   | •                        | •                       |
| – Front, 205-mm (DRW axle; standard on 3L64 and 8L64; included with optional DRW on 3L63, 8L63, 3L93 and 8L93) (DJM)                  | •/P                      | •/P                     |
| – Rear, 11.5-inch (DRW axle; standard on 3L64 and 8L64; included with optional DRW on 3L63, 8L63, 3L93 and 8L93) (DRX)                | •/P                      | •/P                     |
| Axle Ratios: 3500 – 3.42 (included with diesel models only) (DMR)   | P                        | P                       |
| – 4.10 (standard with 6.4L HEMI V8) (DMF)   | •                        | •                       |
| – Add 4.10 axle (requires 6.7L I-6 Cummins) (DM8)   | O                        | O                       |

• = Standard. O = Optional. P = Available with Package noted. F = Fleet only.

| STANDARD FEATURES AND OPTIONS   | Tradesman®<br>Reg / Crew | Big Horn®<br>Reg / Crew |
|---|--------------------------|-------------------------|
| CPOS  | 2TA                      | 2TZ                     |
| <b>MECHANICAL FEATURES (CONTINUED)</b>  |                          |                         |
| Axle Ratios: 3500 (continued) – Front-axle disconnect, electronic disconnect (4x4 only)   | •                        | •                       |
| – Rear, antispin differential (DSA)   | •                        | •                       |
| Axles: 4500 / 5500 – DRW (WLA)  | •                        | •                       |
| – Front, 10.5-inch (DJK)  | •                        | •                       |
| – Front, 10.5-inch, 3289-kg (7250-lb) GAWR (includes taller springs) (AZB)  | O                        | O                       |
| – Front-axle disconnect, electronic disconnect (4x4 only)   | •                        | •                       |
| – Rear, antispin differential (DSA)   | •                        | •                       |
| Axle Ratios: 4500 – Rear, 4.44 (DMK)  | •                        | •                       |
| – Rear, by American Axle (5443-kg (12,000-lb) GAWR) (DR8)   | •                        | •                       |
| Axle Ratios: 5500 – 4.44 (DMK)  | •                        | •                       |
| – Rear, by American Axle (6123-kg (13,500-lb) GAWR) (DR8)   | •                        | •                       |
| Battery – 730-amp maintenance-free (included with 6.4L HEMI V8) (BCN)   | •                        | •                       |
| – Dual 730-amp maintenance-free (included with 6.7L I-6 Cummins) (BCC)  | P                        | P                       |
| Engine Block Heater (available with 6.4L HEMI V8; included with Cold Weather Group with 6.7L I-6 Cummins) (NHK)                           | O/P                      | O/P                     |
| Diesel Engine – Diesel exhaust brake (included with 6.7L I-6 Cummins) (NEN)   | P                        | P                       |
| – Manual DPF regeneration (optional with 6.7L I-6 Cummins; included with Emergency / Fire / Rescue Special Emissions Package (AH6)) (XNR) | O/P                      | O/P                     |
| – Clean idle emission label (4500 / 5500 only; included with 6.7L I-6 Cummins) (XKH)  | P                        | P                       |
| – Selective catalytic reduction (urea; included with 6.7L I-6 Cummins) (XAL)  | P                        | P                       |
| – Winter front grille cover (included with Cold Weather Group) (XD6)  | P                        | P                       |
| Dash Pass-Through Wire Circuits (BC3)   | •                        | •                       |
| Emissions (included with 6.7L I-6 Cummins) (NAS)  | P                        | P                       |
| Engine Cooling – Heavy-duty (NMC)   | •                        | •                       |
| Vehicle Speed (max speed options) – 105-km/h (65-mph) (JJ4)   | O                        | O                       |
| – 113-km/h (70-mph) (JJ5)   | O                        | O                       |
| – 124-km/h (77-mph) (JJ9)   | O                        | O                       |
| Fuel Tank – 197-litre (52-US gallon), rear (NFH)  | •                        | •                       |
| – 280L - 197- and 83-litre tanks (not available with 6.4L HEMI V8 on 63 / 93 models) (NLL)  | O                        | O                       |
| – 83-litre (22-US gallon mid-ship fuel tank; optional on 3500 DD and 4500 / 5500 Chassis Cab models) (NFA)                                | O                        | O                       |
| Right- / Left-Side Power Take-Off (included with DFZ or DFM transmission) (XG7)   | P                        | P                       |
| – Split-shaft (included with Right- / Left-Side Power Take-Off with 6.7L I-6 Cummins) (LBX)   | P                        | P                       |
| – Hardwired Remote Start / Stop (included with Right- / Left-Side Power Take-Off) (XBV)   | P                        | P                       |
| Shock Absorbers – Front, heavy-duty (SFB)   | •                        | •                       |
| – Rear, heavy-duty (SGB)  | •                        | •                       |
| Skid Plate – Transfer case (included with DFZ or DFM transmission (4x4 only)) (XEF)   | P                        | P                       |
| Steering – Power, recirculating ball (SBE)  | •                        | •                       |
| Suspension – Stabilizer Bar - Front (SHA)   | •                        | •                       |

# 2026 RAM 3500/4500/5500 CHASSIS CAB

| STANDARD FEATURES AND OPTIONS  | Tradesman®<br>Reg / Crew | Big Horn®<br>Reg / Crew |
|--|--------------------------|-------------------------|
| CPOS   | 2TA                      | 2TZ                     |
| <b>MECHANICAL FEATURES (CONTINUED)</b>   |                          |                         |
| Tow Hooks – Black (XEA)  | •                        | •                       |
| Trailer Tow – Seven wires (seven blunt-cut wires, shrink-wrapped and labeled) (XFK)  | •                        | •                       |
| Trailer Brake Controller (included with L1 and L2 Groups on 3500/4500/5500; included with Max Tow Package on 5500 4x4) (XHC) | P                        | •                       |
| Transfer Case – Electric shift, part-time (4x4 only) (DK3)   | •                        | •                       |
| – Max tow electric shift, part-time (included with Max Tow Package on 5500 4x4 only) (DHV)                                   | P                        | P                       |
| Transmission – Electronic range select (DH4)   | •                        | •                       |
| Voltage Monitoring – Auto idle-up (XF6)  | •                        | •                       |
| <b>EXTERIOR FEATURES</b>   |                          |                         |
| Antenna – Shark-fin (AM / FM; passenger-side roof) (RD3)   | •                        | •                       |
| Bumpers – Front, Black (MB1)   | •                        | •                       |
| – Front, Chrome (included with Chrome Appearance Group) (MCT)  | P                        | •                       |
| – Front, painted (included with H3 Group) (MBA)  |                          | P                       |
| Cab Steps – Tubular side steps (Black; Regular Cab and Crew Cab) (MRU)   | F                        | F                       |
| Door Handles – Black (included with low-volume paints) (MNA)   | •                        | •                       |
| – Body-colour (included with H3 Group) (MNK)   |                          | P                       |
| Engine Shut-Off Timer – 6.4L HEMI® V8 and 6.7L I-6 Cummins® (5 minutes; retailer-programmable from 1 to 60 minutes) (XCL)    | •                        | •                       |
| Fog Lamps – LED (LNV)  | •                        | •                       |
| Grille – Upper header / lower appliqué - Matte Black-painted (MM5)   | •                        | •                       |
| – Upper header / lower appliqué - Chrome (included with Chrome Appearance Group) (MNQ)                                       | P                        | •                       |
| – Tradesman grille - Matte Black-painted nostrils (MFF)  | •                        | •                       |
| – Matte Black mesh with Chrome (included with Chrome Appearance Group) (MAF)   | P                        | •                       |
| – Chrome billets / accents (included with H3 Group) (MF1)  |                          | P                       |
| – Active grille shutters (MDX)   | •                        | •                       |
| – Grille module (X79)  | •                        | •                       |
| Headlamps – Auto-on (LMG)  | •                        | •                       |
| – Headlamp-off - Time delay (LHD)  | •                        | •                       |
| – LED-reflector (LM3)  | •                        | •                       |
| – LED-projector (included with H3 Group) (LM6)   |                          | P                       |
| – Black headlamp bezels (MFA)  | •                        | •                       |
| – Daytime running lamps (DRLs) (customer on/off programmability availability in radios) (LM1)                                | •                        | •                       |
| Lighting, Exterior Cab – Roof-mounted LED clearance lamps (LNC)  | •                        | •                       |
| – Centre High-Mounted Stop Lamp (CHMSL) Delete, CHMSL / cargo lamp plate (LP8)   | •                        | •                       |
| – CHMSL (incandescent) and cargo lamps (not available with CHMSL camera) (LPE)   | O                        | O                       |
| – CHMSL LED with camera (included with H2 and H3 Groups) (LPD)   |                          | P                       |

• = Standard. O = Optional. P = Available with Package noted. F = Fleet only.

| STANDARD FEATURES AND OPTIONS  | Tradesman®<br>Reg / Crew | Big Horn®<br>Reg / Crew |
|--|--------------------------|-------------------------|
| CPOS   | 2TA                      | 2TZ                     |
| <b>EXTERIOR FEATURES (CONTINUED)</b>   |                          |                         |
| Mirrors, Exterior – Black, manual-folding, manual-adjust, manual-telescoping (Regular Cab only) (GT1)  | •                        | •                       |
| – Black, heated, manual-folding, manual-telescoping, power-adjust; includes courtesy lamps, supplemental turn signal and running lights (included with L1 and L2 Groups) (GT2) | P                        | •                       |
| Start Engine Feature – Tip start (XBN)   | •                        | •                       |
| Remote Start System (included with L2, H1, H2 and H3 Groups) (XBM)   | P                        | P                       |
| Tires, 3500 – LT275/70R18E BSW All-Season (A/S) (standard with Single Rear Wheels (SRW)) (TCM)   | •                        | •                       |
| – LT235/80R17E BSW A/S (standard on 3L64 and 8L64; included with Dual Rear Wheels (DRW) on 3L63, 8L63, 3L93 and 8L93) (TV2)  | •/P                      | •/P                     |
| – LT235/80R17E Off-Road (TSG)  | O                        | O                       |
| Tires, 4500 / 5500 – 225/70R19.5G BSW All-Purpose (A/P) (4x2 models only) (TAE)  | •                        | •                       |
| – 225/70R19.5G BSW A/P front, rear traction (standard on 4x4; optional for 4x2 models) (TAJ)   | •/O                      | •/O                     |
| – LT225/70R19.5 Michelin® XDS Off-Road (TSJ)   | O                        | O                       |
| Taillamps – Incandescent (LA6)   | •                        | •                       |
| Wheel Flares – Black (included with L2, H1 and H2 Groups on 3500; standard with 4500 / 5500) (MMZ)   | P/•                      | P/•                     |
| – Body-colour (included with H3 Group) (MML)   |                          | P                       |
| Windshield Wipers – Variable / intermittent (JHA)  | •                        | •                       |
| Wheel Well Liners – Front (MHR)  | •                        | •                       |
| – Splash guards / mud flaps, front (4500 / 5500 only) (MKM)  | F                        | F                       |
| Wheels, 3500 SRW – 18x8-inch Black-painted steel (WBF)   | •                        | •                       |
| – 18x8-inch polished aluminum (included with Chrome Appearance Group) (WBE)  | P                        | •                       |
| – 18x8-inch Diamond-Cut aluminum with Black pockets (included with H3 Group) (WBC)   |                          | O/P                     |
| Wheels, 3500 DRW – 17x6-inch Black-painted steel (WFG)   | •                        | •                       |
| – 17x6-inch polished aluminum (included with Chrome Appearance Group) (WF7)  | P                        | •                       |
| Wheels, 4500 / 5500 DRW – 19.5x6-inch Black-painted steel (WPJ)  | •                        | •                       |
| – 19.5x6-inch steel (included with Chrome Appearance Group) (WP3)  | P                        | •                       |
| – 19.5x6-inch polished aluminum (set of four; included with H2 and H3 Groups) (WP4)  |                          | P                       |
| <b>INTERIOR FEATURES</b>   |                          |                         |
| Air Conditioning – Single-Zone manual temperature control (HAA)  | •                        | •                       |
| – Dual-Zone automatic temperature control (included with L2, H1, H2 and H3 Groups) (HAF)   | P                        | P                       |
| Auxiliary Switches – Six push-button switches (the sixth switch becomes a Power Take-Off on/off switch when equipped with DFM / DFZ transmissions only) (LHL)                  | •                        | •                       |
| Consoles – Floor – Storage tray (included with *TX, *V9 and *AP bench seats) (CUY)   | P                        | P                       |
| – Full-length upgraded floor console (included with *GJ bucket seats) (CUP)  |                          | P                       |
| Console, Overhead – Incandescent lighting (included with L1 and L2 Groups; standard on Crew Cab Tradesman) (CUN)   | P/•                      | •                       |
| – Premium; includes LED overhead lamps (included with H3 Group) (CUS)  |                          | P                       |

# 2026 RAM 3500/4500/5500 CHASSIS CAB

| STANDARD FEATURES AND OPTIONS   | Tradesman®<br>Reg / Crew | Big Horn®<br>Reg / Crew |
|---|--------------------------|-------------------------|
| CPOS  | 2TA                      | 2TZ                     |
| <b>INTERIOR FEATURES (CONTINUED)</b>  |                          |                         |
| Door Locks – Manual (Regular Cab only) (JE8)  | •                        |                         |
| – Speed-sensitive (included with L1 and L2 Groups; standard on Crew Cab Tradesman) (JPH)  | P/•                      | •                       |
| – Remote keyless entry (included with L1 and L2 Groups; standard on Crew Cab Tradesman) (GXM)   | P/•                      | •                       |
| – Remote proximity, passive keyless entry (included with H3 Group) (GXD)  |                          | P                       |
| Floor Covering – Heavy-duty vinyl (CKJ)   | •                        |                         |
| – Carpet (CKE)  |                          | •                       |
| Floor Mats – Front, carpeted (Regular Cab; included with carpet) (CLA)  |                          | •                       |
| – Front and rear, carpeted (Crew Cab; included with carpet) (CLE)   |                          | •                       |
| Heat (supplemental) – Rapid cabin supplemental heater (included with 6.7L I-6 Cummins®) (HDB)   | P                        | P                       |
| Instrument Cluster Displays – 3.5-inch colour Driver Information Display (DID) (JAK)  | •                        | •                       |
| – 7-inch DID (included with Safety Group and H1 and H2 Groups) (JAL)  | P                        | P                       |
| – Premium digital 12-inch DID (included with H3 Group) (JAN)  |                          | P                       |
| Key – Extra base metal key option (Regular Cab only; adds two keys for a total of four; each key includes a fob; not available with L1 or L2 Group, GXM or JPH) (GXJ)   | F                        |                         |
| – Sentry Key® Theft Deterrent System (GXX)  | •                        | •                       |
| Mirrors (inside; DD and DP only) – Day / night, manual (GNA)  | •                        | •                       |
| – Digital rearview mirror (included with L2, H1 and H2 Groups and Safety Group) (GRG)   | P                        | P                       |
| Pedals – Non-adjustable (3500 / 4500 / 5500) (XA8)  | •                        | •                       |
| Seats – Heavy-duty vinyl 40/20/40 split-bench front with manual-adjust, rear full-length fold-up bench (Crew Cab only) (*TX)  | •                        |                         |
| – Cloth 40/20/40 split-bench front with manual-adjust, rear full-length fold-up bench (Crew Cab only) (*V9)   | O                        | •                       |
| – Leather-faced, 40/20/40 split-bench with power-adjust for driver and passenger (Regular Cab only) (*AP)   |                          | F                       |
| – Leather-faced, ventilated front bucket with full-length centre console, power-adjust for driver and passenger, rear 60/40 split-folding bench with centre fold-down armrest and fold-flat load floor (included with H3 Group) (*GJ) |                          | P                       |
| – Power two-way lumbar-adjust for driver’s (optional with vinyl and cloth seats; packaged with leather seats) (JPE)   | F                        | F/P                     |
| Seat Delete Options – Front Centre Seat Delete (included with Interior Trim Delete Group) (CJT)   | F/P                      | F/P                     |
| – Rear Seat Delete (Crew Cab) (CF8)   | F                        | F                       |
| Seat Belts – Front, shoulder, height-adjustable (CGD)   | •                        | •                       |
| – Red (CGQ)   | O                        | O                       |
| Steering – Tilt column (SUA)  | •                        | •                       |
| – Four-spoke, urethane (SCF)  | •                        | •                       |
| – Luxury with remote audio control buttons (included with Safety Group; H1, H2 and H3 Groups; and *AP seats) (SCK)  | P                        | P                       |
| – Audio controls (included with SCK and SCW steering wheels) (RDZ)  | P                        | P                       |
| – Heated steering wheel (included with H1, H2 and H3 Groups and *AP seats) (NHS)  |                          | P                       |
| Storage – Front, behind-seat (Regular Cab only) (CU3)   | •                        | •                       |
| – Front, centre-seat cushion (included with *AP seats) (CVH)  |                          | P                       |
| – Rear, underseat (standard with Crew Cab only) (CUE)   | •                        | •                       |
| – Fold-flat load floor (included with *GJ seats) (CVN)  |                          | P                       |

• = Standard. O = Optional. P = Available with Package noted. F = Fleet only.

| STANDARD FEATURES AND OPTIONS   | Tradesman®<br>Reg / Crew | Big Horn®<br>Reg / Crew |
|---|--------------------------|-------------------------|
| CPOS  | 2TA                      | 2TZ                     |
| <b>INTERIOR FEATURES (CONTINUED)</b>  |                          |                         |
| Turn Signals – One-touch three-blink lane-change feature  | •                        | •                       |
| Upfitter Interface – Vehicle System Interface Module (VSIM) (XXS)   | •                        | •                       |
| Universal Garage Door Opener <sup>(22)</sup> (included with H2 and H3 Groups) (XGD)   |                          | P                       |
| Visors – Passenger-side vinyl with mirror (GNM)   | •                        |                         |
| – Passenger-side cloth with lighted mirror (GN6)  |                          | •                       |
| – Driver’s- /passenger-side cloth incandescent illuminated mirrors and Universal Garage Door Opener <sup>(22)</sup> (included with H2 and H3 Groups) (GNC)                    |                          | P                       |
| Windows – Manual (Regular Cab only) (JF8)   | •                        |                         |
| – Power, front with driver’s one-touch down (Regular Cab only; included with L1 and L2 Groups) (JPY)  | P                        | •                       |
| – Power, front and rear with driver’s one-touch up-and-down (Crew Cab models only) (JP3)  | •                        | •                       |
| – Rear backlight, fixed (GJD)   | •                        | •                       |
| – Rear backlight, power-sliding – Includes rear defroster (Crew Cab models only; included with L2, H1, H2 and H3 Groups) (GFE)  | P                        | P                       |
| – Rear defroster (included with L1 Group and GFE rear window) (GFA)   | P                        | P                       |
| <b>UCONNECT® MULTIMEDIA</b>   |                          |                         |
| Uconnect Voice Command <sup>(13)</sup> (XRB)  | •                        | •                       |
| Compass – Compass display in the radio (JFJ)  | •                        | •                       |
| GPS Antenna Input on Radio (JLP)  | •                        | •                       |
| Connectivity – Front: Media Hub - Includes two fully functional Type-A / -C USB port pairs and one auxiliary jack (four USB connection points) (RSF)                          | •                        | •                       |
| – Middle: 2.5-amp charge-only single USB port (located in centre console or armrest) (RS3)  | •                        | •                       |
| – Rear: Dual remote USB port, two Type-A / -C pairs; charge-only (included with H3 Group) (RS2)   |                          | P                       |
| – Auxiliary headphone jack for mobile devices (RSU)   | •                        | •                       |
| – Dual wireless charging pads (included with *GJ seats) (CMS)   |                          | P                       |
| Power – Accessory delay (JKY)   | •                        | •                       |
| – Auxiliary outlets (one battery and one ignition-fed) (JJJ)  | •                        | •                       |
| – 115-volt auxiliary power outlet, instrument-panel-mounted (included with L2, H1, H2 and H3 Groups) (JKV)  | P                        | P                       |
| – 115-volt auxiliary power outlet, rear-facing (included with *GJ seats; Crew Cab only) (JJN)   |                          | P                       |
| – 400-watt inverter (included with JKV and JJN) (XHR)   | P                        | P                       |
| – 2.4-kW onboard power system (requires XBJ or XF1 dual alternators) (XBH)  | O                        | O                       |
| Radios – Uconnect 5 with 8.4-inch touchscreen display and available SiriusXM <sup>®(10)</sup> (UBE)   | •                        | •                       |
| – Uconnect 5 NAV with 12-inch touchscreen display, navigation, <sup>(15)</sup> available SiriusXM <sup>(10)</sup> and HD radio (included with L2, H1, H2 and H3 Groups) (UBQ) | P                        | P                       |
| – Radio controls - Steering wheel-mounted audio controls (included with SCK and SCW steering wheels) (RDZ)  | P                        | P                       |
| SiriusXM <sup>(10)</sup> (RSD)  | •                        | •                       |
| Connected Travel and Traffic Services <sup>®</sup> (included with NAV radios) (RTV)   | P                        | P                       |
| SiriusXM with 360L <sup>(10)</sup> (included with NAV radios) (RTU)   | •                        | •                       |

# 2026 RAM 3500/4500/5500 CHASSIS CAB

| STANDARD FEATURES AND OPTIONS | Tradesman®<br>Reg / Crew | Big Horn®<br>Reg / Crew |
|-------------------------------|--------------------------|-------------------------|
| CPOS                          | 2TA                      | 2TZ                     |

## UCONNECT® MULTIMEDIA (CONTINUED)

|  |   |   |
|--|---|---|
| Speakers – Four standard (Regular Cab only) (RCD)  | • |   |
| – Six (standard on Crew Cab Tradesman) (RCG)   | • | • |
| – Premium seven-speaker audio system (Regular Cab only; included with H1 and H2 Groups) (RCK)    |   | P |
| – Premium 10-speaker Surround Sound system (Crew Cab only; included with H1 and H2 Groups) (RC3) |   | P |
| – Premium 17-speaker Surround Sound system (included with H3 Group) (RCA)                        |   | P |

## SAFETY & SECURITY

|  |   |   |
|--|---|---|
| Air Bags <sup>(19)</sup> – Multistage front (3500/4500/5500) (CG3)   | • | • |
| Belt Alert – Driver’s  | • | • |
| Rear-Seat Reminder Alert (JFB)   | • | • |
| Brakes – Power-assisted four-wheel antilock disc (BRT)   | • | • |
| Electronic Stability Control (ESC) <sup>(3)</sup> System – Four-channel Antilock Brake System, Electronic Brake-Force Distribution, Traction Control, Ready Alert Braking, Brake Assist, Hydraulic Boost Compensation, Rain Brake Support, Engine Drag Control, Trailer Sway Damping, Electronic Roll Mitigation and Hill Start Assist (BNB) | • | • |
| Cameras – ParkView® Rear Back-Up Camera <sup>(2)</sup> (XAC)   | O | O |
| – Cargo camera (requires UHQ radio; includes LED Centre High-Mounted Stop Lamp (CHMSL) and cargo lamps; included with H2 and H3 Groups) (LPD)  |   | P |
| Park-Sense® Rear Park Assist System <sup>(2)</sup> (XAA)   | O | O |
| Park-Sense Front/Rear Park Assist System <sup>(2)</sup> (included with H3 Group) (XAG)   | O | P |

## SAFETY FEATURES

|  |   |   |
|--|---|---|
| Security Alarm <sup>(20)</sup> (included with Safety Group) (LSA)  | P | P |
| Back-Up Alarm – Audible alarm when vehicle is in Reverse (XAW)   | O | O |
| Adaptive Cruise Control (ACC) with Stop <sup>(2)</sup> (NH3)   | • | • |
| Lane Departure Warning Plus <sup>(2)</sup> (included with Safety Group) (LAS)  | P | P |
| Ready Alert Braking (BHD)  | • | • |
| Full-Speed Forward Collision Warning Plus with Auto Emergency Braking <sup>(2)</sup> (LSU)                                       | • | • |
| Trailer Tire Pressure Monitoring System (XG9)  | O | O |
| DOT-Certified Roadside Safety Kit (DOT fire extinguisher, three reflecting triangles, two Red vinyl flags and spare fuses) (ACL) | O | O |
| Auto High-Beam Headlamp Control (included with H3 Group and Safety Group) (LMS)  | P | P |
| Rain-Sensitive Windshield Wipers (included with H3 Group and Safety Group) (JHC)   | P | P |
| Pedestrian/Cyclist Emergency Braking <sup>(2)</sup> (LST)  | • | • |
| Drowsy-Driver Detection <sup>(2)</sup> (included with Safety Group) (XNM)  | P | P |
| Traffic Sign Recognition System <sup>(5)</sup> (included with Safety Group) (SJB)  | P | P |
| Adaptive Steering System <sup>(2)</sup> (included with Safety Group) (SJE)   | P | P |

| STANDARD FEATURES AND OPTIONS | Tradesman®<br>Reg / Crew | Big Horn®<br>Reg / Crew |
|-------------------------------|--------------------------|-------------------------|
| CPOS                          | 2TA                      | 2TZ                     |

## PACKAGES/EQUIPMENT GROUPS

|   |   |   |
|---|---|---|
| Emergency/Fire/Rescue Special Emissions Package – Includes dual alternators rated at 480 amps, manual DPF regeneration and Rear Air Conditioning/Heater Prep Group (requires valid Fleet Account Number) (AH6)  | F | F |
| Ambulance Prep Group – Includes remote rear heat/air conditioning (provides ability to run auxiliary-mounted heater and air conditioning independently of instrument-panel controls), and air conditioning line tap and engine coolant access for upfitter (AH2)  | O | O |
| Chrome Appearance Group – Includes Chrome front bumper, Chrome grille and polished aluminum wheels on 3500 models (AMP)   | O |   |
| Cold Weather Group – Includes engine block heater cord and winter front grille cover (diesel models only) (ADE)   | O | O |
| Heavy-Duty Front Suspension Group (a stand-alone option for 4500/5500 only) – Increases max front GAWR to 3175 kg (7000 lb) with the 6.4L HEMI® V8 and max front GAWR to 3289 kg (7250 lb) with the 6.7L I-6 Cummins® (AZB)   | O | O |
| Tradesman Level 1 Equipment (L1 Group) – Includes overhead console, power windows (Regular Cab), power door locks (Regular Cab), trailer brake controller, rear window defroster, GT2 exterior mirrors, upgraded door trim panels and remote keyless entry (A7B)  | O |   |
| Tradesman Level 2 Equipment (L2 Group) – Includes L1 Group, Remote Start System, power-sliding rear window, digital rearview mirror, tinted acoustic windshield, Dual-Zone automatic temperature control, 115-volt power outlet and Uconnect 5 NAV with 12-inch touchscreen display (A7C)   | O |   |
| Big Horn Level 1 Equipment (H1 Group) – Includes Remote Start System, power-sliding rear window, digital rearview mirror, Dual-Zone automatic temperature control, 115-volt power outlet, dual glove boxes, driver’s-door foam bottle insert, 7-inch Driver Information Display (DID) cluster, glove box lamp, rear dome lamp with on/off switch, premium speaker audio system (seven for Regular Cab; nine for Crew Cab), luxury steering wheel and Uconnect 5 NAV with 12-inch touchscreen display (A7E)  |   | O |
| Big Horn Level 2 Equipment (H2 Group) – Includes H1 Group, sun visors with illuminated vanity mirrors, Universal Garage Door Opener, <sup>(22)</sup> LED CHMSL with camera and polished aluminum wheels on 4500/5500 (A7F)  |   | O |
| Big Horn Level 3 Equipment (H3 Group) – Includes premium overhead console, highline door trim panel, *GJ leather-faced bucket seats, Body-colour door handles, Remote Start System, power-sliding rear window, sun visors with illuminated vanity mirrors, remote proximity keyless entry, Dual-Zone automatic temperature control, Universal Garage Door Opener, <sup>(22)</sup> heated steering wheel, 115-volt power outlet, dual glove boxes, driver’s-door foam bottle insert, rain-sensitive windshield wipers, 12-inch DID digital cluster, heated front seats, glove box lamp, exterior mirror-mounted Reverse lamps, LED interior lighting, LED CHMSL with camera, Auto High-Beam Headlamp Control, LED projector headlamps, LED daytime running lamps (DRLs), Body-colour wheel flares, Body-colour front bumper, Chrome Billet grille, ultra-premium 17-speaker audio system, RS2 Media Hub, Uconnect 5 NAV with 12-inch touchscreen display, luxury steering wheel, Park-Sense Front/Rear Park Assist System <sup>(2)</sup> and aluminum wheels (A7G) |   | O |
| Safety Group – Includes security alarm, <sup>(20)</sup> Drowsy-Driver Detection, <sup>(2)</sup> digital rearview mirror, rain-sensitive windshield wipers, 7-inch DID cluster for Tradesman and Big Horn, Auto High-Beam Headlamp Control, Lane Departure Warning Plus, <sup>(2)</sup> Traffic Sign Recognition System, <sup>(5)</sup> Adaptive Steering System, <sup>(2)</sup> and luxury steering wheel for Tradesman and Big Horn (AAU)  | O | O |
| Max Tow Package – Includes max tow electronic shift part-time transfer case and trailer brake controller for Tradesman (5500 4x4 only; requires diesel engine) (AHQ)  | O | O |
| Max Payload Package – Includes 8618-kg (19,000-lb) GVWR on 63 and 93 models and 8845-kg (19,500-lb) GVWR on 64, 65, 66 and 94 models (5500 gas models only) (AH5)   | O | O |
| Interior Trim Delete Group – Includes Delete Front Centre Seat, Delete Rear Floor Storage Tray and Delete Cab Back Trim Panel (Regular Cab only) (AS8)  | F | F |
| 6804-kg (15,000-lb) GVWR Package – Includes 7257-kg (16,000-lb) GVWR (4500) 4x2 (Z4B), 4x4 (Z9B) (Z4B/Z9B)  | O | O |
| 7257-kg (16,000-lb) GVWR Package – Includes 7257-kg (16,000-lb) GVWR (4500) 4x2 (Z4C), 4x4 (Z9C) (Z4C/Z9C)  | O | O |

# 2026 RAM UPFIT CENTRE



## BENEFITS TO YOUR BUSINESS

If your vehicle needs custom add-ons and equipment for your unique business, look no further than our dedicated Ram Upfit Centre. Located just steps away from the factory, the Ram Commercial Upfit Centre puts your business needs first with exceptional efficiency, versatility, innovation and reduced costs.



Minimize order-to-delivery time



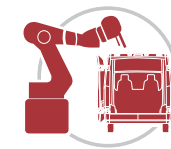
One-stop shopping for all your upfit needs



ISO compliant and certified



Easy access to the full range of Mopar® Packages



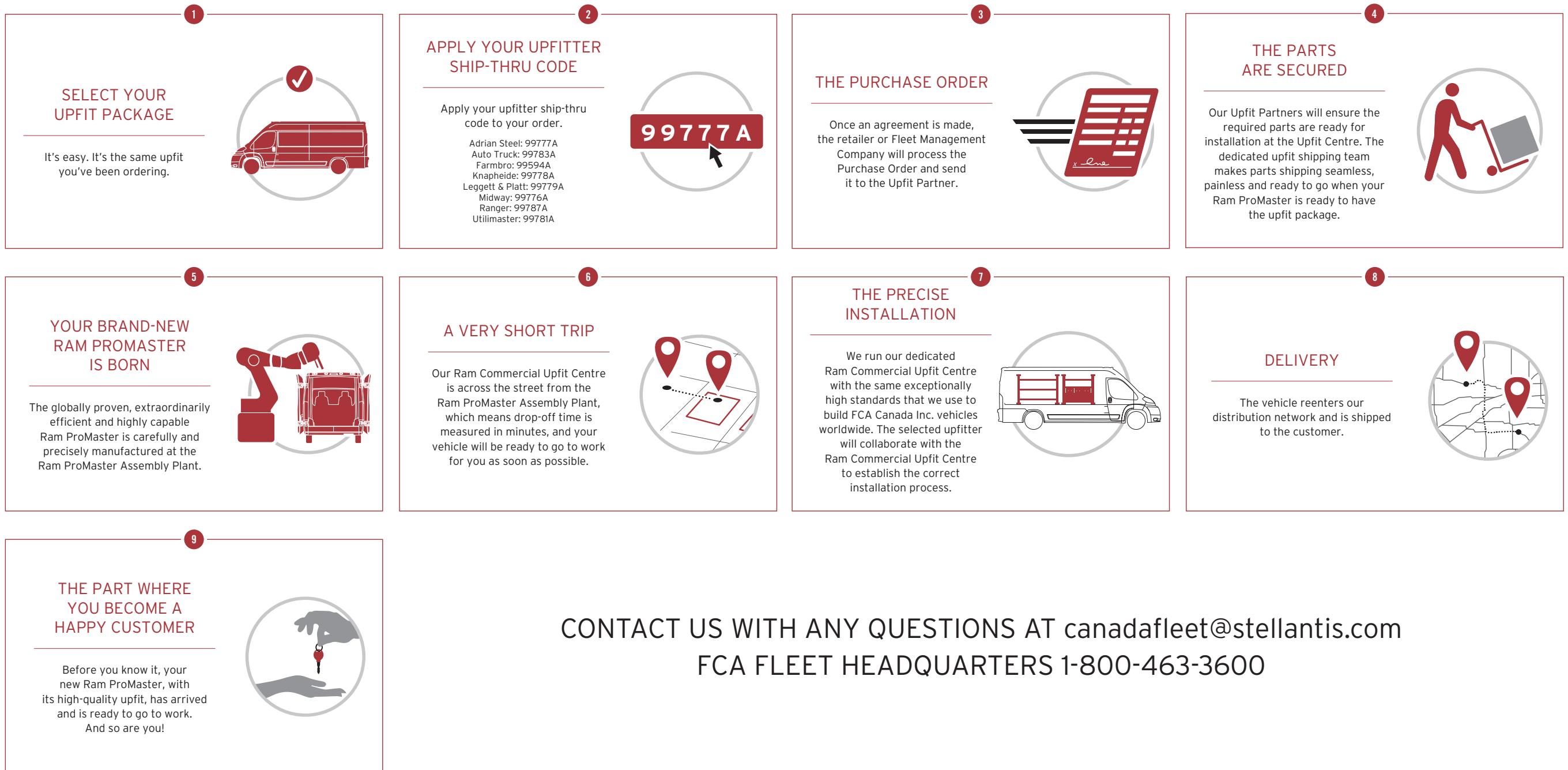
Choose upgrades and parts from the most trusted upfitters

## SERVICES OFFERED

- Factory completion
- Mopar options installed
- Ram ProMaster® Fleet installations
- Unique Ram Truck and Van Packages
- Vocational Packages
- Graphics and decals
- Electrical Packages
- Truck boxes – Dry freight and refrigeration
- Liftgate and Ram installation
- Vision and anti-collision solutions
- Drivetrain (wheel and tire) solutions

# 2026 RAM UPFIT CENTRE

HOW DOES A RAM PROMASTER® UPFIT HAPPEN? IT'S EASIER THAN YOU THINK.



CONTACT US WITH ANY QUESTIONS AT [canadafleet@stellantis.com](mailto:canadafleet@stellantis.com)  
FCA FLEET HEADQUARTERS 1-800-463-3600

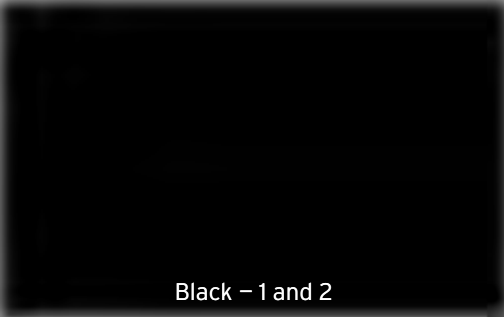
# 2026 RAM SPECIAL EXTERIOR PAINT COLOURS

1

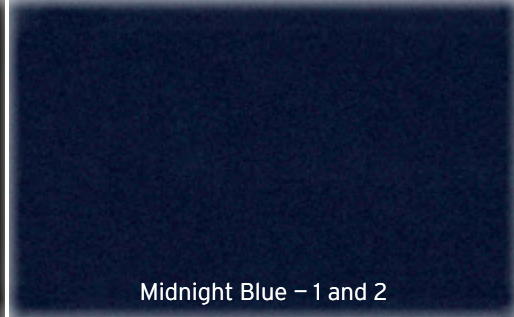
RAM HEAVY DUTY PICKUPS

2

RAM CHASSIS CAB



Black – 1 and 2



Midnight Blue – 1 and 2



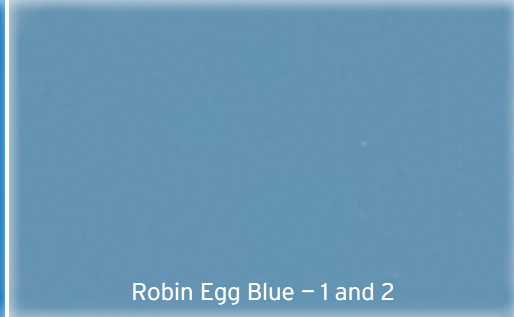
Patriot Blue – 1 and 2



Republic Blue – 1 and 2



Holland Blue – 1 and 2



Robin Egg Blue – 1 and 2



Timberline Green Pearl – 1 and 2




Tree Green – 1 and 2



Bright Green – 1 and 2



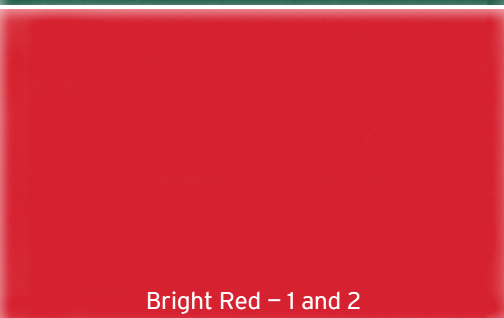
Hills Green – 1 and 2



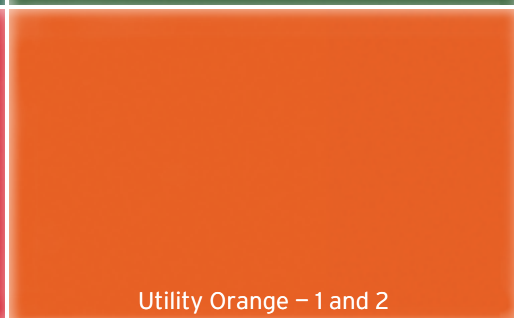
Light Green – 1 and 2




Agriculture Red – 1 and 2



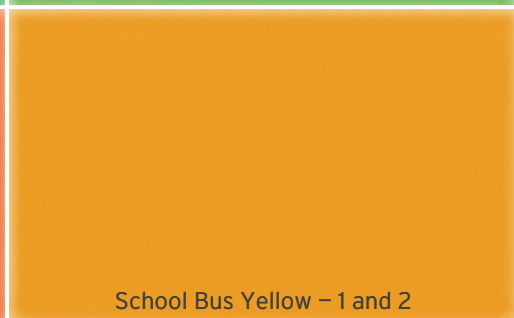
Bright Red – 1 and 2



Utility Orange – 1 and 2



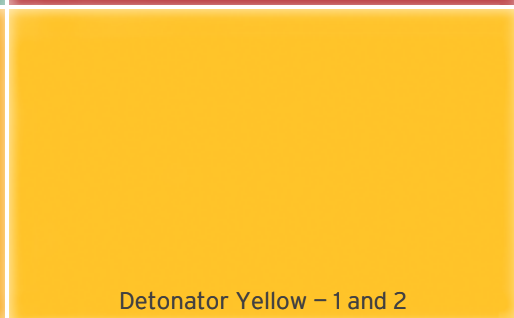
Omaha Orange – 1 and 2



School Bus Yellow – 1 and 2




Construction Yellow – 1 and 2



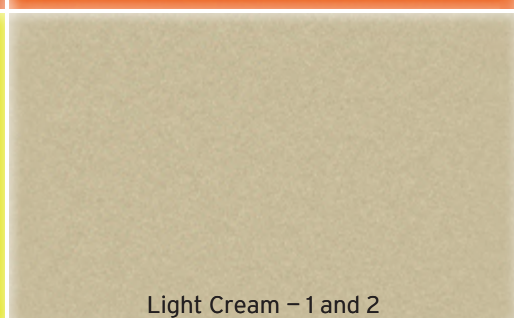
Detonator Yellow – 1 and 2



Yellow – 1 and 2



National Safety Yellow – 1 and 2



Light Cream – 1 and 2

# 2026 JEEP® GLADIATOR



## SELECT FEATURES

3.6L Pentastar™ V6 engine 24-volt Variable Valve Timing (VVT) with Engine Stop/Start (ESS) technology  
 Auxiliary power accessory outlet – 12-volt  
 Brakes – Heavy-duty antilock four-wheel disc  
 Command-Trac® Four-Wheel Drive (4WD) System (Standard on Sport and Mojave models)  
 Floor mats – Carpeted, front and rear  
 Fog lamps  
 Full-time 4WD system (Available)  
 Jeep Air Filtration System  
 Max Tow Package with 4.10 Axle Ratio (Available)  
 Mirrors – Rearview day/night and exterior  
 Push-button start  
 Rock-Trac® Heavy-Duty Part-Time 4WD System (Standard on Rubicon® models only)  
 Seats – 60/40 split-folding rear bench  
 Sentry Key® – Antitheft engine immobilizer  
 Skid plates for fuel tank and transfer case  
 Spare tire – Full-size  
 Steering wheel-mounted speed controls  
 TORX® toolkit  
 Uconnect® 5 with 12.3-inch display  
 Uconnect Integrated Voice Command<sup>(13)</sup>

## SAFETY & SECURITY

Adaptive Cruise Control (ACC) with Stop<sup>(2)</sup>  
 Advanced Brake Assist<sup>(2)</sup>  
 Air bags<sup>(19)</sup> – Advanced multistage driver's and front-passenger  
 – Supplemental front-seat-mounted side  
 – First- and second-row side curtain  
 Electronic Stability Control (ESC)<sup>(3)</sup> – With Traction Control, Hill Start Assist, Trailer Sway Damping and Electronic Roll Mitigation  
 Full-Speed Forward Collision Warning Plus<sup>(2)</sup>  
 Remote Keyless/Illuminated Entry (Available)  
 Safety Group (Available)

| ENGINE            | HORSEPOWER | TORQUE |
|-------------------|------------|--------|
| 3.6L Pentastar V6 | 285        | 260    |

| TOWING* kg (lb) |             |
|-----------------|-------------|
| Tow Class       | IV          |
| Maximum         | 3492 (7700) |

\*When properly equipped.


| EXTERIOR DIMENSIONS, mm (in; unless otherwise specified)    |   |
|---|---|
| Wheelbase   | 3487 (137.3)  |
| Overall Length  | 5539 (218)  |
| Overall Width   | 1875 (73.8)   |
| Overall Height, hardtop/soft top (Rubicon models)           | 1857 (73.1) - 1822 (76.1) / 1907 (75) - 1933 (76.1) |
| Running Ground Clearance (Rubicon models)                   | 281 (11.1)  |
| Approach Angle (deg; varies by model and options)           | 40.8 - 44.7   |
| Departure Angle (deg; varies by model and options)          | 25 - 26   |
| Breakover Angle (deg; varies by model and options)          | 18.4 - 20.9   |
| Turning Diameter (max; m (ft); varies by model and options) | 1130 (44.5) - 1135 (44.7)                           |

| PICKUP BOX DIMENSIONS, mm (in; unless otherwise specified) |             |
|--|-------------|
| Box Length with Tailgate Closed                            | 1531 (60.3) |
| Box Length with Tailgate Open (end of tailgate)            | 2067 (81.3) |
| Cargo Width  | 1442 (56.8) |
| Width between Wheel Wells                                  | 1137 (44.8) |
| Box Volume, L (cu ft)                                      | 1005 (35.5) |
| Open Tailgate to Ground                                    | 885 (34.8)  |

| INTERIOR DIMENSIONS, mm (in; unless otherwise specified) |                           |
|--|---------------------------|
| Front Row  |                           |
| – Headroom, hardtop/soft top                             | 1036 (40.8) / 1087 (42.8) |
| – Legroom  | 1038 (41.2)               |
| – Shoulder room  | 1417 (55.7)               |
| – Hip room   | 1370 (53.9)               |
| Second Row   |                           |
| – Headroom, hardtop/soft top                             | 1036 (40.8) / 1087 (42.8) |
| – Legroom  | 966 (38.3)                |
| – Shoulder room  | 1416 (55.7)               |
| – Hip room   | 1421 (55.9)               |
| Cargo Volume, L (cu ft) – Behind rear-seat storage       | 48 (1.7)                  |
| – Rear underseat storage                                 | 45 (1.6)                  |
| Seating Capacity (front/rear)                            | 2/3                       |
| Fuel Tank Capacity, L (US gal)                           | 81.3 (21.5)               |

# 2026 JEEP® GLADIATOR

## EXTERIOR PAINT COLOURS\*



\*Selections may not be available on all trim levels/models and may be limited/restricted based on availability.

### STANDARD FEATURES AND OPTIONS

| CPOS  | Sport S and Willys<br>2TS/2TW | Mojave<br>2TA/2TD | Rubicon®<br>2TR/2TY |
|---|-------------------------------|-------------------|---------------------|
| <b>ENGINES/TRANSMISSIONS</b>  |                               |                   |                     |
| 3.6L Pentastar™ V6 24-volt Variable Valve Timing (VVT) with Engine Stop/Start (ESS) Technology (ERC)                                  | •                             | •                 | •                   |
| 8-speed Automatic 850RE (available with 3.6L Pentastar V6; includes skid plate) (DFT)   | •                             | •                 | •                   |
| Selec-Speed® Control (included with 8-speed Automatic transmission) (BNK)   | •                             | •                 | •                   |
| Transfer Case – Command-Trac® Part-Time 4x4 (DHN)   | •                             | •                 |                     |
| – Rock-Trac® Heavy-Duty Full-Time Four-Wheel Drive (4WD) System (requires 3.6L Pentastar V6 and 8-speed Automatic transmission) (DHF) |                               |                   | 0                   |
| – Rock-Trac Heavy-Duty Part-Time 4x4 with 4:1 low-range ratio (DHW)   |                               |                   | •                   |
| – Selec-Trac® Full-Time 4WD System (requires 3.6L Pentastar V6 and 8-speed Automatic transmission) (DHP)                              |                               | 0                 |                     |
| – Skid plate shield (XEF)   | •                             | •                 | •                   |

### MECHANICAL FEATURES/CAPABILITY

|  |   |   |   |
|--|---|---|---|
| Alternator – 240-amp (BAL)   | • | • | • |
| Axle Ratios – 3.73 (DME)   | • |   |   |
| – 4.10:1 (included with Max Tow Package with 4.10 Axle Ratio) (DMF)                        | P | • | • |
| Axles – Dana® M210 front (DJE)   | • |   |   |
| – Dana M210 wide front (included with Max Tow Package with 4.10 Axle Ratio on Sport) (DJF) | P | • | • |
| – Dana M220 rear (DRE)   | • |   |   |
| – Dana M220 wide rear (included with Max Tow Package with 4.10 Axle Ratio on Sport) (DRF)  | P | • | • |
| Battery – 700-amp maintenance-free (BCV)   | • | • | • |
| – Auxiliary (included with ESS technology) (BC1)   | • | • | • |

### STANDARD FEATURES AND OPTIONS

| CPOS   | Sport S and Willys<br>2TS/2TW | Mojave<br>2TA/2TD | Rubicon®<br>2TR/2TY |
|--|-------------------------------|-------------------|---------------------|
| <b>MECHANICAL FEATURES/CAPABILITY (CONTINUED)</b>  |                               |                   |                     |
| Brakes – Heavy-duty antilock four-wheel disc (BR6)   | •                             |                   | •                   |
| – Heavy-duty antilock four-wheel disc (BR1)  |                               | •                 |                     |
| – Hydraulic assist brake booster (BPT)   | •                             | •                 | •                   |
| Differential – Antispin rear (included with Max Tow Package with 4.10 Axle Ratio and Willys) (DSA) | O/P                           |                   |                     |
| – Conventional “open” rear (DS8)   | •                             |                   |                     |
| – E-Locker rear axle (DSH)   | P                             | •                 | •                   |
| – Front conventional differential axle (DS7)   | P                             | •                 |                     |
| – Front conventional differential axle with disconnect (DSM)                                       | •                             |                   |                     |
| – Tru-Lok® front (DSL)   |                               |                   | •                   |
| Fuel Tank – 83-litre (22-US gallon) (NF5)  | •                             | •                 | •                   |
| – Skid plate shield (XEE)  | •                             | •                 | •                   |
| Off-Road Plus Mode (XG7)   |                               | •                 | •                   |
| Shocks – FOX® performance hydro jounce bumpers (SHH)   |                               | •                 |                     |
| – FOX performance internal bypass front and rear with remote reservoirs (SFD/SGD)                  |                               | •                 |                     |
| – Heavy-duty front and rear (SFB/SGB)  | •                             |                   |                     |
| – Heavy-duty front and rear Red-painted (packaged with Willys) (SFE/SGE)                           | P                             |                   |                     |
| – Red Tenneco® front and rear (SFF/SGF)  |                               |                   | •                   |
| Stabilizer Bar – Front (SHA)   | •                             | •                 |                     |
| – Front disconnecting (SHG)  |                               |                   | •                   |
| – Rear (SHF)   | •                             | •                 | •                   |
| Suspension – Heavy-duty with gas shocks (SDU)  |                               | •                 |                     |
| – Heavy-duty performance (SDD)   |                               |                   | •                   |
| – Normal-duty plus (SDW)   | •                             |                   |                     |

• = Standard. 0 = Optional. P = Available with Package noted. F = Fleet only.

# 2026 JEEP® GLADIATOR

| STANDARD FEATURES AND OPTIONS  | Sport S and Willys | Mojave  | Rubicon® |
|--|--------------------|---------|----------|
| CPOS   | 2TS/2TW            | 2TA/2TD | 2TR/2TY  |
| <b>MECHANICAL FEATURES/CAPABILITY (CONTINUED)</b>  |                    |         |          |
| TORX® Toolkit (XE4)  | •                  | •       | •        |
| Underbody Skid Plate (XF3)   |                    | •       | •        |
| <b>EXTERIOR FEATURES</b>   |                    |         |          |
| Bumper – Black-painted rear (MBC)  | •                  | •       |          |
| – Moulded-in-colour with Accent-colour front (MBA)   | •                  | •       | •        |
| – Steel front (MC6)  |                    | P       | P        |
| – Steel rear (MD6)   |                    | P       | •        |
| Cargo Tie-Down Loops (CKT)   | •                  | •       | •        |
| Exterior 115-Volt AC Outlet (packaged with Cargo Group with Trail Rail™ System) (XBE)  | P                  | P       | P        |
| Fender – Body-colour fender flares – Two-piece (included with Sport S and Willys) (MM3)  | P                  |         |          |
| – Moulded-in-colour high-clearance fender flares – Two-piece (included with Max Tow Package with 4.10 Axle Ratio on Sport) (MMZ)             |                    | •       | •        |
| Fog Lamps – Front (LNJ)  | •                  |         |          |
| – LED front (packaged with LED Headlamp and Fog Lamp Group) (LNV)  | P                  | •       | •        |
| Corning® Gorilla® Glass (available on Willys and Sport S) (GMA)  | O                  | •       | •        |
| Headlamps – Automatic (LMG)  | •                  | •       | •        |
| – Halogen (LMA)  | •                  |         |          |
| – LED reflector (packaged with LED Headlamp and Fog Lamp Group) (LPX)  | P                  | •       | •        |
| Hood – Dual air vents and decal (MEW)  |                    |         | •        |
| – Non-vented (MC9)   | •                  |         |          |
| – Unique performance-style (MHZ)   |                    | •       |          |
| Integrated Off-Road Camera <sup>(2)</sup> (included with Technology Group) (XNY)   |                    | P       | P        |
| Mirrors – Black exterior (LE4)   | •                  | •       | •        |
| – Power heated (GTB)   | •                  | •       | •        |
| Mopar® Bodyside Graphic – Hex (restrictions apply) (M9A)   | O                  |         | O        |
| – Retro (restrictions apply; not available on Willys) (M9C)  | O                  |         | O        |
| – Star (restrictions apply) (M9B)  | P                  |         | O        |
| Mopar Cold Air Intake System (restrictions apply) (JFF)  | O                  |         | O        |
| Mopar Door Sill Guards – Black (restrictions apply) (CLP)  | O                  | O       | O        |
| – Stainless Steel (not available on Willys) (CLN)  | O                  | O       | O        |
| Mopar Doors-Off Mirror Kit (LFR)   | O                  | O       | O        |
| Mopar Grille, Satin Black (not available with Integrated Off-Road Camera <sup>(2)</sup> ; restrictions apply; not available on Willys) (MHJ) | O                  | O       | O        |
| Mopar Hood Graphics – 1941 (restrictions apply) (M9E)  | O                  |         |          |
| – Jeep Grille (MGV)  |                    |         | O        |
| Mopar Jeep Trail Rated® Kit (XWX)  | O                  | O       | O        |

| STANDARD FEATURES AND OPTIONS   | Sport S and Willys | Mojave  | Rubicon® |
|---|--------------------|---------|----------|
| CPOS  | 2TS/2TW            | 2TA/2TD | 2TR/2TY  |
| <b>EXTERIOR FEATURES (CONTINUED)</b>  |                    |         |          |
| Mopar Snorkel (restrictions apply; late availability) (NNC)   | O                  |         | O        |
| Mopar Splash Guards – Vehicle Set (not available with Dana® wide front and rear axles or Mopar Heavy-Duty Rock Slider with Assist Step; restrictions apply) (MKN)   | O                  |         |          |
| Mopar Sun Bonnet – Mesh (restrictions apply; late availability) (CS7)   | O                  | O       | O        |
| – Solid (late availability) (CS3)   | O                  | O       | O        |
| Mopar Sunrider® Flip Top (restrictions apply; requires Mopar Hard Tri-Fold Tonneau Cover, Mopar Soft Tri-Fold Tonneau Cover, Roll-Up Tonneau Cover, Black Three-Piece Hardtop or Body-Colour Three-Piece Hardtop; not available with Dual Top Group or Dual Door Groups) (MHW)      | P                  | O       | O        |
| Mopar Tubular Side Steps – Black (restrictions apply; not available with Willys) (MRU)  | P                  | O       |          |
| – Chrome (restrictions apply; not available on Willys) (MRT)  | P                  | O       |          |
| Mopar Windshield Tie-Downs (CT9)  | O                  | O       | O        |
| Rear Sliding Window (packaged with Black three-piece hardtop and Body-colour three-piece hardtop) (GFD)   | P                  | P       | P        |
| Rock Protection Sill Rails (MEF)  |                    | P       | •        |
| – Mopar Heavy-Duty Rock Slider with Step Assist (restrictions apply) (MMU)  | P                  | O       |          |
| – Protection sill rails (included with Willys) (XGS)  | P                  | •       |          |
| Selectable Tire-Fill Alert (LA5)  | •                  | •       | •        |
| Spray-In Bedliner (XMF)   | O                  | O       | O        |
| Tailgate – Power lock (JEX)   | •                  | •       | •        |
| Taillamps – Incandescent (LA6)  | •                  |         |          |
| – LED (packaged with Safety Group) (LAY)  | P                  | •       | •        |
| Tint – Deep-tint sunscreen windows (GCD)  | •                  | •       | •        |
| Tires – 245/75R17 Bridgestone® Dueler Highway-Terrain (H/T) (TQK)   | •                  |         |          |
| – 245/75R17 BSW Bridgestone Dueler All-Terrain (A/T) (included with Max Tow Package with 4.10 Axle Ratio) (TTH)   | P                  |         |          |
| – LT255/75R17C OWL Bridgestone On-/Off-Road (packaged with Willys) (TTP)  | P                  |         |          |
| – LT285/70R17C BSW Falken® Wildpeak A/T (TW2)   |                    | •       | •        |
| – LT285/70R17C BSW Falken Wildpeak Mud-Terrain (M/T) (TWG)  |                    | O       | O        |
| – Spare – Full-size (TBB)   | •                  | •       | •        |
| Tonneau Covers – Mopar Hard Tri-Fold (restrictions apply) (CSU)   | O                  | O       | O        |
| – Mopar Soft Tri-Fold (CT6)   | O                  | O       | O        |
| – Roll-up (CSD)   | O                  | O       | O        |
| Top – Black three-piece hardtop – Includes Freedom Panel storage bag, rear sliding window and rear window defroster (included with Dual Top Group) (HT1)  | O/P                | O/P     | O/P      |
| – Body-colour three-piece hardtop – Includes Freedom Panel storage bag, rear sliding window and rear window defroster (HT3)   |                    | O       | O        |
| – Dual Top Group - Includes Freedom Panel storage bag, rear sliding window, three-piece hardtop and premium Black Sunrider Soft Top (available on Sport S and Willys; requires Mopar Hard Tri-Fold Tonneau Cover, Mopar Soft Tri-Fold Tonneau Cover or Roll-Up Tonneau Cover) (AEN) | O                  | O       | O        |

• = Standard. O = Optional. P = Available with Package noted. F = Fleet only.

# 2026 JEEP® GLADIATOR

## STANDARD FEATURES AND OPTIONS

|  | Sport S<br>and Willys | Mojave  | Rubicon® |
|--|-----------------------|---------|----------|
| CPOS   | 2TS/2TW               | 2TA/2TD | 2TR/2TY  |
| <b>EXTERIOR FEATURES (CONTINUED)</b>   |                       |         |          |
| Top (continued) – Mopar® Hardtop Headliner (requires hardtop or Dual Top Group; available on Sport S and Willys) (CHD) | 0                     | 0       | 0        |
| – Premium Black Sunrider® Soft Top (STB)   | •                     | •       | •        |
| – Soft top window storage bag (CWJ)  | 0                     | 0       | 0        |
| Tow Hooks – Orange, two front and two rear (XEQ)   |                       | •       |          |
| – Red, two front and two rear (XH6)  |                       |         | •        |
| – Two front and one rear (XEW)   | •                     |         |          |
| Trailer Wiring Harness – Seven- and four-pin (XF2)   | •                     | •       | •        |
| Wheels – 17-inch Tech Grey-painted aluminum (WFD)  | •                     |         |          |
| – 17-inch Black-painted aluminum (packaged with Willys) (WFY)  | P                     |         |          |
| – 17-inch machined aluminum with Black pockets (available on Sport S model) (WFH)                                      | 0                     |         |          |
| – 17-inch Dark Grey-painted aluminum (WFT)   |                       | •       |          |
| – 17-inch machined aluminum with Black pockets (WGD)   |                       | 0       |          |
| – 17-inch Black-painted machined (WFV)   |                       |         | •        |
| – 17-inch Black-painted machined (WFE)   |                       |         | 0        |
| – Spare – Steel (WLB/W1A)  | •                     | •       | •        |
| Windows – Power with one-touch down (JPY)  | •                     | •       | •        |
| <b>INTERIOR FEATURES</b>   |                       |         |          |
| Air Conditioning (HAA)   | •                     |         |          |
| – Automatic temperature control (packaged with Convenience Group and Willys) (HAB)                                     | P                     | •       | •        |
| Console – Full-length floor (CUF)  | •                     | •       | •        |
| – Full-length premium armrests (packaged with leather-faced seats) (CVM)   |                       | P       | P        |
| Console Bin Task Light (LDB)   | •                     | •       | •        |
| Door Locks – Power, speed-sensitive (JPH)  | •                     | •       | •        |
| Driver’s and Passenger Assist Handles (CSR)  | •                     | •       | •        |
| Floor Mats – All-weather slush mats (packaged with Willys) (CWA)   | O/P                   | 0       | 0        |
| – Front and rear (CLE)   | •                     | •       | •        |
| Glove Box – Locking (JKA)  | •                     | •       | •        |
| Instrumentation – 3.5-inch Black-and-White display (JAE)   | •                     |         |          |
| – 7-inch colour display (packaged with Convenience Group and Willys) (JAL)   | P                     | •       | •        |
| Jeep Air Filtration System (JMA)   | •                     | •       | •        |
| Lockable Rear Underseat Storage with Drawer (packaged with Cargo Group with Trail Rail™ System) (CUW)                  | P                     | P       | P        |
| Media Hub (USB, auxiliary) (RSF)   | •                     | •       | •        |

• = Standard. 0 = Optional. P = Available with Package noted. F = Fleet only.

## STANDARD FEATURES AND OPTIONS

|   | Sport S<br>and Willys | Mojave  | Rubicon® |
|---|-----------------------|---------|----------|
| CPOS  | 2TS/2TW               | 2TA/2TD | 2TR/2TY  |
| <b>INTERIOR FEATURES (CONTINUED)</b>  |                       |         |          |
| Power Point – 12-volt auxiliary (JJJ)   | •                     | •       | •        |
| – 115-volt auxiliary power outlet (packaged with Technology Group) (JKV)  | P                     | •       | •        |
| – Exterior 115-volt AC power outlet (packaged with Cargo Group with Trail Rail System) (XBE)  | P                     | P       | P        |
| – Remote USB charge-only port (RS3)   |                       | •       | •        |
| – Remote USB port (RSX)   | •                     | •       | •        |
| Rear Compartment Storage (CUR)  | •                     | •       | •        |
| Seats – 60/40 split-folding rear (CFN)  | •                     | •       | •        |
| – Cloth low-back bucket (*E7)   | •                     |         |          |
| – Driver’s height-adjust (CDH)  | •                     | •       | •        |
| – Heated front (packaged with Convenience Group) (JPM)  | P                     | P       | P        |
| – Leather-faced bucket - Includes power eight-way driver’s with four-way lumbar-adjust, power eight-way front-passenger, full-length floor console, rear armrest with cup holder, premium armrest, premium door trim and leather-wrapped shifter knob (*PL)       |                       | 0       |          |
| – Mopar Katzkin® Leather, Perforated Pattern (not available with leather-faced seats or Willys; late availability) (CBQ)  | 0                     | 0       | 0        |
| – Mopar Katzkin Leather, Stitched Pattern (not available with leather-faced seats or Willys; late availability) (CBS)   | 0                     | 0       | 0        |
| – Nappa leather-faced bucket - Includes power eight-way driver’s with four-way lumbar-adjust, power eight-way front-passenger, full-length floor console, rear armrest with cup holder, premium armrest, premium door trim and leather-wrapped shifter knob (*VL) |                       |         | 0        |
| – Premium cloth low-back bucket (*K7)   |                       |         | •        |
| – Premium cloth with Sport bolsters (*A5)   |                       | •       |          |
| – Reclining front (CDB)   | •                     | •       | •        |
| Steering Wheel – Competition leather-wrapped (SCC)  |                       | •       |          |
| – Heated (packaged with Convenience Group) (NHS)  | P                     | P       | P        |
| – Premium-wrapped (SCJ)   | •                     |         | •        |
| Storage Tray (CUY)  | •                     | •       | •        |
| Sun Visors – Illuminated vanity mirrors (GNC)   | •                     | •       | •        |
| Trailer Brake Controller (restrictions apply; late availability) (XHC)  | 0                     | 0       | 0        |
| <b>UCONNECT® MULTIMEDIA</b>   |                       |         |          |
| SiriusXM® with 360L <sup>(0)</sup> with 6-month Trial Subscription (RTU)  | •                     | •       | •        |
| Speakers – Alpine® Premium Audio System - Includes 220-amp alternator if not already equipped with 240-amp alternator (RC4)   | P                     | P       | P        |
| – Eight (RCH)   | •                     | •       | •        |

# 2026 JEEP® GLADIATOR

| STANDARD FEATURES AND OPTIONS  | Sport S and Willys | Mojave  | Rubicon® |
|--|--------------------|---------|----------|
| CPOS   | 2TS/2TW            | 2TA/2TD | 2TR/2TY  |
| <b>UCONNECT® MULTIMEDIA (CONTINUED)</b>  |                    |         |          |
| Uconnect 5 with 12.3-inch Display – Includes Apple CarPlay integration <sup>(6)</sup> and Android Auto™ capability, <sup>(6)</sup> USB Host Flip, Integrated Voice Command, <sup>(3)</sup> Jeep Connect <sup>(7)</sup> with three-month trial and integrated centre stack radio (UEP)  | •                  | •       | •        |
| Uconnect 5 NAV with 12.3-inch Display – Includes HD radio, USB Host Flip, Off-Road Information Pages, Apple CarPlay integration <sup>(6)</sup> and Android Auto capability, <sup>(6)</sup> GPS Navigation, <sup>(15)</sup> Integrated Voice Command, <sup>(3)</sup> integrated centre stack radio and Jeep Connect <sup>(7)</sup> with three-month trial (UEX) |                    | P       | P        |
| Wireless Speaker (RSJ)   | P                  | P       | P        |
| <b>SAFETY &amp; SECURITY</b>   |                    |         |          |
| Adaptive Cruise Control (ACC) with Stop <sup>(2)</sup> (NH3)   | •                  | •       | •        |
| Air Bags <sup>(19)</sup> – Advanced multistage driver’s and front-passenger (CG3)  | •                  | •       | •        |
| – First- and second-row side-curtain   | •                  | •       | •        |
| – Supplemental front-seat-mounted side (CJ1)   | •                  | •       | •        |
| Child Seat Anchor System (CF3)   | •                  | •       | •        |
| Electronic Stability Control (ESC) <sup>(3)</sup> – Includes Electronic Roll Mitigation, Hill Start Assist and Trailer Sway Damping (BNB/BNS/BNG/BNT)  | •                  | •       | •        |
| Full-Speed Forward Collision Warning Plus <sup>(2)</sup> (standard on Sport S and Willys) (NH3)  | P                  | •       | •        |
| Park-Sense® Rear Park Assist System <sup>(2)</sup> (packaged with Safety Group) (XAA)  | P                  | P       | P        |
| ParkView® Rear Back-Up Camera <sup>(2)</sup> (not available with Integrated Off-Road Camera <sup>(2)</sup> ) (XAC)   | •                  | •       | •        |
| Remote Keyless Entry (GXM)   | •                  | •       | •        |
| Remote Proximity Keyless Entry (available with Dual Door Groups on Sport S; packaged with Convenience Group) (GXD)   | O/P                | •       | •        |
| Remote Start System (packaged with Convenience Group; requires Automatic transmission) (XBM)   | P                  | O/P     | O/P      |
| Security Alarm <sup>(20)</sup> (LSA)   | •                  | •       | •        |
| Sentry Key® Theft Deterrent System (GXX)   | •                  | •       | •        |
| Tire Pressure Monitoring Display (XGM)   | •                  | •       | •        |

| STANDARD FEATURES AND OPTIONS   | Sport S and Willys | Mojave  | Rubicon® |
|---|--------------------|---------|----------|
| CPOS  | 2TS/2TW            | 2TA/2TD | 2TR/2TY  |
| <b>PACKAGES/EQUIPMENT GROUPS</b>  |                    |         |          |
| Black Freedom Top® 3-Piece Hardtop Group – Freedom Panel Storage Bag, Manual Rear Sliding Window, Rear Window Defroster (HT1)   | P                  |         |          |
| Body-Colour 3-Piece Hardtop – Freedom Panel Storage Bag, Manual Rear sliding Window, Rear Window Defroster (HT3)  | P                  | P       | P        |
| Cargo Group with Trail Rail™ System – Includes 240-amp alternator, lockable rear underseat storage, exterior 115-volt AC outlet and 400-watt inverter on Sport S (requires Technology Group) (ACG)  | O                  | O       | O        |
| Convenience Group – Includes air conditioning with automatic temperature control, Universal Garage Door Opener, <sup>(22)</sup> Remote Start System, 7-inch Thin Film Transistor (TFT) cluster, heated front seats, heated steering wheel, SiriusXM, <sup>(10)</sup> Emergency Call Assistance <sup>(23)</sup> two-door passive entry with front-door locks (add Corning® Gorilla® glass on Sport S) (AJK)  | O                  | O       | O        |
| Dual Top Group – Includes Freedom Panel storage bag, rear sliding window, three-piece hardtop and premium Black Sunrider® Soft Top (requires Mopar® Hard Tri-Fold Tonneau Cover, Mopar Soft Tri-Fold Tonneau Cover or Roll-Up Tonneau Cover) (AEN)  | O                  | O       | O        |
| LED Headlamp and Fog Lamp Group – Includes front LED fog lamps, LED reflector headlamps and daytime running lamp (DRL) LED accents (ADA)  | O                  |         |          |
| Max Tow Package with 4.10 Axle Ratio – Includes 240-amp alternator, Dana® M210 wide front axle, 4.10:1 axle ratio, Dana M220 wide rear axle, antispin rear differential, heavy-duty engine cooling, Class IV hitch receiver, moulded-in-colour high-clearance fender flares (two-piece), 245/75R17 BSW All-Terrain (A/T) Dueler tires and Gross Vehicle Weight Rating of 2948 kg (6500 lb; requires Automatic transmission; restrictions apply) (AJQ)                         | O                  |         |          |
| Mopar Splash Guards – Mopar® front and rear splash guards (MKN)   | P                  |         |          |
| Safety Group – Includes Auto High-Beam Headlamp Control, LED taillamps, Park-Sense Rear Park Assist System, <sup>(2)</sup> and Blind-Spot Monitoring (BSM) <sup>(2)</sup> and Rear Cross-Path Detection System <sup>(2)</sup> (AJ1)   |                    | O       | O        |
| Steel Bumper Group – Rock Protection Sill Rails, Steel Front and Rear Bumper (AST)  |                    | P       | P        |
| Technology Group – Includes Alpine® Premium Audio System, Media Hub with two USB charging ports, 400-watt inverter, 115-volt auxiliary power outlet and auto-dimming rearview mirrors (Integrated Off-Road Camera, <sup>(2)</sup> HD radio, Connected Travel & Traffic Services, <sup>(8)</sup> Uconnect 5 NAV with 12.3-inch display, hands-free <sup>(13)</sup> phone communication, GPS Navigation <sup>(15)</sup> and GPS antenna input on Rubicon and Mojave only) (AJY) | P                  | P       | P        |
| Trailer-Tow and Auxiliary Switch Group – Includes 240-amp alternator, heavy-duty engine cooling, Class IV hitch receiver, auxiliary switches and trailer hitch zoom <sup>(2)</sup>  | O                  |         |          |

• = Standard. O = Optional. P = Available with Package noted. F = Fleet only.

|   | <b>JEEP® WRANGLER</b>  | <b>JEEP COMPASS</b>   | <b>JEEP GRAND CHEROKEE</b>   |
|---|--|---|--|
| <b>Trims</b>  | Sport / Sahara® / Rubicon®   | Sport / North / Limited / Trailhawk®  | Laredo / Laredo X / Laredo Altitude / Limited / Limited Reserve / Summit         |
| <b>Manufacturer's-Estimated, L/100 km (mpg)<sup>(17)</sup> (city / hwy)</b> | 13.9/10.2 (2-door) 14.3/10.5 (4-door; 3.7L Pentastar™ Manual transmission) 11.6 (20)/10.2 (23) (2-door; 2.0L Turbo with Automatic transmission) 13.4 (18)/10.1 (23) (4-door; 3.6L Pentastar V6 with 8-Speed TorqueFlite® Automatic transmission) | 9.9 (24) / 7.4 (32)   | 12.3 (19) / 9.2 (26) (3.6L Pentastar V6) / 11.5 (20) / 9.2 (26) (2.0L Turbo I-4) |
| <b>Manufacturer's-Estimated Total Range<sup>(18)</sup> km (mi)</b>          | 692 (430) (4-door; 3.6L Pentastar V6 with 8-Speed TorqueFlite Automatic transmission) / 534 (332) (2-door) / 657 (408) (4-door; 3.6L Pentastar V6 with 6-speed Manual transmission)  | 565 (351)   | 851 (529)  |
| <b>Fuel Tank Capacity, L (US gal)</b>                                       | 66.2 (17.5) / 81.3 (21.5) (2-door / 4-door)  | 51 (13.5)   | 87 (23)  |
| <b>Available Engines</b>  | 3.6L Pentastar V6 / 2.0L Turbo DI  | 2.0L I-4 Turbo DI   | 3.6L Pentastar Variable Valve Timing (VVT) V6 / 2.0L Hurricane 4 Turbo           |
| <b>Drivetrains</b>  | 4x4  | 4x4   | 4x4  |
| <b>Wheelbase</b>  | 2460 (96.8) / 3008 (118.4) (2-door / 4-door)   | 2636 (103.8)  | 2964 (116.7)   |
| <b>Overall Height</b>   | 1868.4 (73.6) / 1917.7 (75.5) (Xtreme 35-inch Package)   | 1641 (64.6) / 1647 (64.8) (without rails / with rails)                                  | 1799 (70.8) (standard suspension) 1801 (70.9) (air suspension)                   |
| <b>Overall Width</b>  | 1877 (73.9) / 2014 (79.3) (Xtreme 35-inch Package)   | 2033 (80) (with side mirrors)   | 2149 (84.6) (with side mirrors)  |
| <b>Overall Length</b>   | 4341 (170.9) (2-door equipped with Xtreme 35-inch Package) / 4890 (192.5) (4-door equipped with Xtreme 35-inch Package)  | 4404 (173.4)  | 4914 (193.5)   |
| <b>Seating Capacity (max occupants)</b>                                     | up to 4 / up to 5 (2-door / 4-door)  | 5   | up to 5  |
| <b>Headroom (front / 2nd / 3rd)</b>   | 1036 (40.8) / 1083 (42.6) (2-door, hardtop / soft top) / 1023 (40.3) / 1059 (41.7) (4-door, hardtop / soft top)  | 995 (39.2) / 981 (38.6) (headroom without sunroof / headroom with sunroof) / 978 (38.5) | 1013.4 (39.9) / 1000.7 (39.4)  |
| <b>Legroom (front / 2nd / 3rd)</b>  | 1046 (41.2) / 1046 (41.2) (2-door / 4-door) / 904.2 (35.7) / 974 (38.3) (2-door / 4-door)  | 1046 (41.2) / 973 (38.3)  | 1050 (41.3) / 970.2 (38.2)   |
| <b>Shoulder Room (front / 2nd / 3rd)</b>                                    | 1417 (55.8) / 1417 (55.8) (2-door / 4-door) / 1458 (57.7) / 1417 (55.8) (2-door / 4-door)  | 1439 (56.7) / 1400 (55.1)   | 1504 (59.2) / 1474 (58)  |
| <b>Hip Room (front / 2nd / 3rd)</b>   | 1370 (53.9) / 1370 (53.9) (2-door / 4-door) / 1143 (45) / 1440 (56.7) (2-door / 4-door)  | 1375 (54.1) / 1250 (49.2)   | 1459 (57.4) / 1429 (56.3)  |
| <b>Cargo Volume, L (cu ft)</b>  | 2050 (72.4) (with rear seats folded)   | 1693.3 (59.8) (with rear seats folded)  | 2004.8 (70.8) (behind front-row seats) / 1067.5 (37.7) (behind second-row seats) |
| <b>Curb Weight, kg (lb)</b>   | 1834 (4044) / 1949 (4296) (2-door / 4-door; 2.0L Automatic transmission) / 1820 (4012) / 1944 (4285) (2-door / 4-door; 3.6L Manual transmission)   | 1642 (3620)   | 1922 (4238) – 2170 (4784)  |
| <b>Towing Capacity* kg (lb)</b>   | 1587 (3500)  | 907 (2000)  | 2818 (6200)  |
| <b>Interior Volume, L (cu ft)</b>   | 1523 (53.8) (front) / 1413 (49.9) (rear)   | 3587.7 (126.7)  | –  |
| <b>Ground Clearance</b>   | 274.3 (10.8) (Rubicon)   | 206 (8.1) (4x4) / 219 (8.6) (Trailhawk)   | 214 (8.4) (standard suspension) / 276 (10.9) (air suspension)                    |

|   | <b>JEEP® GRAND CHEROKEE L</b>   | <b>JEEP GRAND WAGONEER</b>  | <b>DODGE DURANGO</b>  |
|---|---|---|---|
| Trims   | Laredo / Laredo X / Laredo Altitude / Limited / Limited Reserve / Summit                | Base / Upland / Limited / Limited Reserve / Summit / Summit Reserve   | GT / GT HEMI®   |
| Manufacturer's-Estimated, L/100 km (mpg) <sup>(17)</sup> (city/hwy) | 12.3 (19) / 9.2 (26) (3.6L Pentastar™ V6) 11.5 (20) / 9.2 (26) (2.0L Hurricane 4 Turbo) | –   | 13.5 (17) / 9.9 (24) (3.6L Pentastar V6) 17 (14) / 11 (21) (5.7L HEMI V8)   |
| Manufacturer's-Estimated Total Range <sup>(18)</sup> (miles)        | 814 (506)   | –   | –   |
| Fuel Tank Capacity, L (US gal)                                      | 87 (23)   | 100.3 (26.5) (SWB) / 115.4 (30.5) (LWB)   | 93.1 (24.6)   |
| Available Engines   | 3.6L Pentastar VVT V6 / 2.0L Hurricane 4 Turbo  | 3.0L I-6 Hurricane Standard-Output (SO) Twin-Turbo  | 3.6L Pentastar V6 / 5.7L HEMI V8  |
| Drivetrains   | 4x4   | 4x4   | All-wheel drive (AWD)   |
| Wheelbase   | 3091 (121.7)  | 3124 (123) (SWB) / 3302 (130) (LWB)   | 3042 (119.8)  |
| Overall Height  | 1815 (71.5) (standard suspension)   | 2027 (79.8) (SWB and LWB; with roof rails)  | 1831 (72.1) (with antenna)  |
| Overall Width   | 2149 (84.6) (with side mirrors)   | 2388 (94) (SWB and LWB; with mirrors)   | 2172 (85.5)   |
| Overall Length  | 5204 (204.9)  | 5488 (216.1) (SWB) / 5794 (228.1) (LWB)   | 5101 (200.8)  |
| Seating Capacity (max occupants)                                    | up to 7   | up to 8   | up to 7   |
| Headroom (front / 2nd / 3rd)  | 1012 (39.8) / 1014 (39.9) / 947 (37.3)  | 1049 (41.3) / 1016 (40) / 991 (39) (SWB and LWB) / 998 (39.3) / 975 (38.4) / 977 (38.5) (with sunroof; SWB and LWB) | 1013 (39.9) / 1011 (39.8) / 960 (37.8)  |
| Legroom (front / 2nd / 3rd)   | 1050 (41.3) / 1000 (39.4) / 770 (30.3)  | 1040 (40.9) / 1085 (42.7) / 930 (36.6)  | 1025 (40.3) / 981 (38.6) / 850 (33.5)   |
| Shoulder Room (front / 2nd / 3rd)                                   | 1504 (59.2) / 1474 (58) / 1317 (51.9)   | 1680 (66.1) / 1657 (65.2) / 1635 (64.4)   | 1486 (58.5) / 1465 (57.7) / 1281 (50.4)   |
| Hip Room (front / 2nd / 3rd)  | 1459 (57.4) / 1429 (56.3) / 1090 (42.9)   | 1612 (63.5) / 1599 (63) / 1311 (51.6)   | 1449 (57) / 1410 (55.5) / 1077 (42.4)   |
| Cargo Volume, L (cu ft)   | 2395 (84.6) (behind front-row seats)  | 3305 (116.7) / 3707 (130.9) (SWB/LWB Base and Limited models; behind front-row seats with rear seats folded)        | 2409.7 (85.1) (behind front-row seats with rear seats folded)   |
| Curb Weight, kg (lb)  | 2052 (4524) – 5068 (2299)   | 2599 (5730) – 2800 (6175) (SWB) / 2712 (5980) – 2923 (6444) (LWB)   | 2155 (4750) / 2215 (4884) (AWD) (3.6L Pentastar V6 / 5.7L HEMI V8)  |
| Towing Capacity,* kg (lb)   | 2812 (6200)   | 4536 (10,000) (SWB) / 4472 (9860) (LWB)   | 3946 (8700) (GT HEMI equipped with Tow N Go Package) / 3266 (7200) (5.7L HEMI V8) / 2812 (6200) (3.6L Pentastar V6) |
| Interior Volume, L (cu ft)  | –   | 5955 (210.3) (SWB) / 6374.1 (225.1) (LWB)   | 1540.4 (54.4) / 1450 (51.2) / 1014 (35.8) (front / 2nd / 3rd)   |
| Ground Clearance  | 215 (8.5) (standard suspension) / 320 (10.9) (air suspension)                           | 213 (8.4) (standard suspension) / 257 (10.1) (air suspension)   | 207 (8.1)   |

# 2026 JEEP® WRANGLER



## SELECT FEATURES

- Auxiliary power accessory outlet – 12-volt
- Floor mats – Carpeted; two in front on Wrangler; two in front and two in rear on Wrangler Unlimited
- Fog lamps
- Hill Start Assist
- Rear outboard head restraints<sup>(21)</sup>
- Rock-Trac® Four-Wheel Drive (4WD) System (Standard on Rubicon® models)
- Seats – Rear, folding
- Sentry Key® – Antitheft engine immobilizer
- Skid plates for fuel tank, transfer case and transmission
- Spare tire – Full-size with matching wheel
- Steering wheel-mounted speed/cruise controls
- Uconnect® Integrated Voice Command<sup>(13)</sup>

## SAFETY & SECURITY

- Air bags<sup>(19)</sup> – Advanced multistage driver’s and front-passenger – Supplemental front-seat-mounted side
- Electronic Roll Mitigation
- Electronic Stability Control (ESC)<sup>(3)</sup> – With Brake Assist, All-Speed Traction Control and Electronic Roll Mitigation
- Energy-absorbing front-rail extensions
- Enhanced Accident Response System
- Remote keyless/illuminated entry (Available)
- Selectable Tire-Fill Alert (Available)
- Tire pressure monitoring warning lamp
- Trailer Sway Control

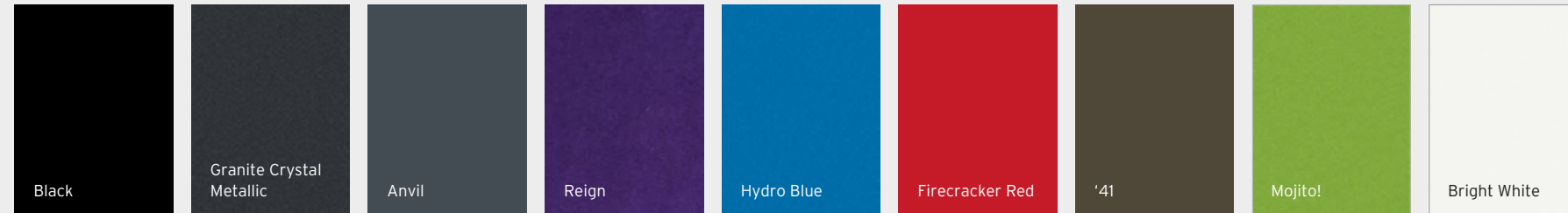
| ENGINES            | HORSEPOWER<br>(SAE net) | TORQUE<br>(SAE net) |
|--------------------|-------------------------|---------------------|
| 2.0L I-4 Turbo     | 270                     | 295                 |
| 3.6L Pentastar™ V6 | 285                     | 260                 |

| FUEL ECONOMY <sup>(17)</sup> L/100 km (mpg)             |                       |
|---|-----------------------|
| Fuel Economy  | City / Hwy            |
| – 2.0L I-4 Turbo - Two-door                             | 11.6 (24) / 10.2 (28) |
| – Four-door   | 11.9 (24) / 10.5 (27) |
| – 3.6L Pentastar V6 - Two-door (Manual transmission)    | 13.9 (20) / 10.2 (28) |
| – Four-door (Manual transmission)                       | 14.3 (21) / 10.5 (28) |
| – 3.6L Pentastar V6 (Automatic transmission) - Two-door | 13.9 (17) / 10.2 (23) |
| – Four-door   | 13.4 (21) / 10.1 (28) |



# 2026 JEEP® WRANGLER

## EXTERIOR PAINT COLOURS\*



\*Selections may not be available on all trim levels/models and may be limited/restricted based on availability.

| EXTERIOR DIMENSIONS, mm (in)                               |                             |
|--|-----------------------------|
| Wheelbase (two-door / four-door)                           | 2460 (96.8) / 3008 (118.4)  |
| Overall Length (includes spare tire; two-door / four-door) | 4237 (166.8) / 4785 (188.4) |
| Overall Width  | 1877 (73.9)                 |
| Overall Height   | 1868.4 (73.6)               |
| Running Ground Clearance                                   | 274.3 (10.8)                |
| Approach Angle (deg; two-door / four-door)                 | 44 / 43.9                   |
| Departure Angle (deg; four-door)                           | 37                          |
| Breakover Angle (deg; two-door / four-door)                | 27.8 / 22.6                 |
| Front Track (four-door)                                    | 1598 (62.9)                 |
| Rear Track (four-door)                                     | 1598 (62.9)                 |

| TOWING* kg (lb)                       |                          |
|---------------------------------------|--------------------------|
| Tow Class (max)                       | II                       |
| Maximum Towing (two-door / four-door) | 907 (2000) / 1588 (3500) |

\*When properly equipped.

| INTERIOR DIMENSIONS, mm (in)   |   |
|--|---|
| Front Row  |   |
| - Headroom (two-door hardtop / two-door soft top / four-door hardtop / four-door soft top) | 1033 (40.7) / 1083 (42.6) / 1036 (40.8) / 1087 (42.8) |
| - Legroom (two-door / four-door)   | 1046 (41.2) / 1036 (40.8)                             |
| - Shoulder room (two-door / four-door)   | 1414 (55.7) / 1417 (55.8)                             |
| - Hip room   | 1370 (53.9)   |
| Second Row   |   |
| - Headroom (two-door hardtop / two-door soft top / four-door hardtop / four-door soft top) | 1021 (40.2) / 1059 (41.7) / 1023 (40.3) / 1083 (42.6) |
| - Legroom (two-door / four-door)   | 906.7 (35.7) / 972 (38.3)                             |
| - Shoulder room (two-door / four-door)   | 1465 (57.7) / 1414 (55.7)                             |
| - Hip room (two-door / four-door)  | 1143 (45) / 1440 (56.7)                               |
| Cargo Volume, L (cu ft) - Behind second row (two-door / four-door)                         |   |
| - With second row folded (two-door / four-door)  | 2050 (72.4) / 1908.5 (67.4)                           |
| Seating Capacity (max occupants)   | 5   |
| Fuel Tank Capacity, L (US gal; two-door / four-door)                                       |   |
| - 2.0L I-4 Turbo   | 66.2 (17.5) / 81.3 (21.5)                             |
| - 3.6L Pentastar™ V6   | 66.2 (17.5) / 81.3 (21.5)                             |



# 2026 JEEP® WRANGLER

| STANDARD FEATURES AND OPTIONS<br>CPOS | Sport    |     |     | Sport S   |     |     |     | Rubicon® |  |  |  |
|---------------------------------------|----------|-----|-----|-----------|-----|-----|-----|----------|--|--|--|
|                                       | Two-Door |     |     | Four-Door |     |     |     |          |  |  |  |
|                                       | 2TB      | 2TS | 2TR | 2TB       | 2TS | 2TG | 2TR |          |  |  |  |

## ENGINES / TRANSMISSIONS

|  |   |   |   |   |   |   |   |  |  |  |   |
|--|---|---|---|---|---|---|---|--|--|--|---|
| 2.0L Turbo with Engine Stop/Start (ESS) Technology and 8-speed Automatic (ECI/DFT) | • | • | • | • | • | • | • |  |  |  |   |
| 3.6L Pentastar™ V6 Variable Valve Timing (VVT) and 6-speed Manual (ERC/DEM)        |   |   | 0 |   | 0 |   |   |  |  |  | 0 |
| 3.6L Pentastar V6 and Automatic Transmission (ERC/DFT)                             |   |   |   |   |   |   |   |  |  |  |   |

## MECHANICAL FEATURES / CAPABILITY

|   |   |   |   |   |   |   |   |  |  |  |   |
|---|---|---|---|---|---|---|---|--|--|--|---|
| Axle Ratios – 3.45:1 (DLK)  | • | • |   | • | • | • |   |  |  |  |   |
| – 4.10:1 (DMF)  |   |   | • |   |   |   |   |  |  |  | • |
| – 4.88 (DMS)  |   |   | 0 |   |   |   |   |  |  |  | 0 |
| Axles – Third-generation Dana44™ heavy-duty rear (DRE)  | • | • |   | • | • |   |   |  |  |  |   |
| – Third-generation Dana44 heavy-duty wide front (DJV)   |   |   | • |   |   |   |   |  |  |  | • |
| – Third-generation Dana44 heavy-duty wide rear (DRF)  |   |   | • |   |   |   | P |  |  |  | • |
| – Dana® M220 full-floating rear axle (DRN)  |   |   | P |   |   |   |   |  |  |  |   |
| – Third-generation Dana solid front (DJD)   | • | • |   | • | • | • |   |  |  |  |   |
| – Third-generation Dana solid rear (DRZ)  |   | P |   |   | P | • |   |  |  |  |   |
| Differentials – Trac-Lok® limited-slip rear (DS8)   | • | • |   | • | • | • |   |  |  |  |   |
| – Tru-Lok® front and rear, electronic remote locking (DSE)  |   |   | • |   |   |   |   |  |  |  | • |
| Off-Road Plus Mode (XG7)  |   |   | • |   |   |   |   |  |  |  | • |
| Rock-Trac® Full-Time 4x4 System (requires Automatic transmission) (DHF)   |   |   | P |   |   |   |   |  |  |  | P |
| Selec-Trac® Full-Time Four-Wheel Drive (4WD) System (DHP)   | 0 | 0 |   | 0 | 0 | 0 |   |  |  |  |   |
| Sway-Bar Disconnect – Electronically controlled, front (SHG)  |   |   | • |   |   |   |   |  |  |  | • |
| Towing – Trailer-Tow and Heavy-Duty Electrical Group – Includes 240-amp alternator, 700-amp maintenance-free battery, Class II hitch receiver, four- and seven-pin wiring harness, and auxiliary switches (ADH) | 0 | 0 | 0 | 0 | 0 | 0 | 0 |  |  |  | 0 |
| Trailer Sway Control (BNT)  | • | • | • | • | • | • | • |  |  |  | • |
| Transfer Case/4WD System – Command-Trac® NV241 GII, manual, part-time, shift-on-the-fly (DHN)   | • | • |   | • | • | • |   |  |  |  |   |
| – Rock-Trac NV241OR manual, part-time, shift-on-the-fly; 4:1 low-gear ratio (DHW)   |   |   | • |   |   |   |   |  |  |  | • |

## EXTERIOR FEATURES

|  |   |   |   |   |   |   |   |  |  |   |   |
|--|---|---|---|---|---|---|---|--|--|---|---|
| Doors – Full metal with roll-up glass windows, removable <sup>(24)</sup> (GCF) | • | • | • | • | • | • | • |  |  |   |   |
| Fender Flares – Black, moulded-in-colour                                       | • | • | • | • | • | • |   |  |  |   |   |
| – Body-colour (requires Body-colour three-piece hardtop) (MM3)                 |   |   | 0 |   |   |   |   |  |  | • | 0 |
| Glass – Deep-tint sunscreen windows (GCD)                                      | • | • |   | • |   |   |   |  |  |   |   |
| – Manual windows (JF8)   | • | • |   | • |   |   |   |  |  |   |   |
| – Power windows, front one-touch down (included with 2TS) (JPY)                | • | • | • | • | • | • |   |  |  |   | • |
| – Solar-Control (GAM)  | • | • |   | • | • |   |   |  |  |   |   |
| – Tinted windshield (GBB)  | • | • | • | • | • | • |   |  |  |   | • |

| STANDARD FEATURES AND OPTIONS<br>CPOS | Sport    |     |     | Sport S   |     |     |     | Rubicon® |  |  |  |
|---------------------------------------|----------|-----|-----|-----------|-----|-----|-----|----------|--|--|--|
|                                       | Two-Door |     |     | Four-Door |     |     |     |          |  |  |  |
|                                       | 2TB      | 2TS | 2TR | 2TB       | 2TS | 2TG | 2TR |          |  |  |  |

## EXTERIOR FEATURES (CONTINUED)

|   |   |   |   |   |   |   |   |  |  |   |   |
|---|---|---|---|---|---|---|---|--|--|---|---|
| Grille – Body-colour (MFT)  | • | • |   | • | • |   |   |  |  |   |   |
| – Body-colour/Accent-colour (MF4)   |   |   | • |   |   |   |   |  |  |   | • |
| – Bright (MFZ)  |   |   |   |   |   |   |   |  |  |   | • |
| Lighting – Automatic headlamps (LMG)  | • | • | • | • | • | • | • |  |  |   | • |
| – Fog lamps (LNJ)   | • | • |   | • | • |   |   |  |  |   |   |
| – Halogen headlamps (LMA)   | • | • |   | • | • |   |   |  |  |   |   |
| – Headlamps-off time delay (LHD)  | • | • | • | • | • | • | • |  |  |   | • |
| – LED fog lamps (LNV)   | P | P | • | P | P | • | • |  |  |   | • |
| – LED reflector headlamps (LPX)   | P | P | • | P | P | • | • |  |  |   | • |
| Mirrors – Black, manual foldaway (LE4)  | • | • | • | • | • | • | • |  |  |   | • |
| – Mopar® Doors-Off Mirror Kit (LFR)   | 0 | 0 | 0 | 0 | 0 | 0 | 0 |  |  |   | 0 |
| – Power heated (included with 2TS) (GTB)  | P | P | • | P | • | • | • |  |  |   | • |
| Rock Rails (MEF)  | P | P | • | P | P |   |   |  |  |   | • |
| Side Steps – Black tubular (MRU)  | 0 | 0 |   | 0 | 0 | 0 |   |  |  |   | 0 |
| – Chrome Tubular, by Mopar (MRT)  | 0 | 0 |   | 0 | 0 | 0 |   |  |  |   | 0 |
| – Diamond-plate surface pattern (MRK)   |   |   |   |   |   |   |   |  |  |   | 0 |
| Skid Plates – For fuel tank, transfer case and transmission (XEE/XEF/XE9)   | • | • | • | • | • | • | • |  |  |   | • |
| Tires – P245/75R17 All-Season (A/S) (TQJ)   | • | • |   | • | • |   |   |  |  |   |   |
| – P245/75R17 All-Terrain (A/T) (TTC)  | 0 | 0 |   | 0 | 0 |   |   |  |  |   |   |
| – LT285/70R17C BSW Off-Road (TXA)   |   |   | • |   |   |   |   |  |  |   | • |
| – P255/70R18 A/T (TRR)  |   |   |   |   |   |   |   |  |  |   | 0 |
| – LT285/70R17C OWL Off-Road (TT4)   |   |   | 0 |   |   |   |   |  |  |   | 0 |
| – P255/70R18 A/S (TDA)  |   |   |   |   |   |   |   |  |  |   | • |
| Tops – Body-colour three-piece hardtop (HT3)  |   |   | 0 |   |   |   |   |  |  |   | 0 |
| – Dual Top Group – Includes Freedom Panel storage bag, Black three-piece hardtop, rear window defroster and rear window wiper with washer (AEN) |   |   |   |   |   |   |   |  |  | 0 | 0 |
| – Freedom Top® - Three-piece Black modular hardtop with rear wiper/washer, rear defroster, full-frame doors and Freedom Panel storage bag (HT1) | 0 | 0 | 0 | 0 | 0 | • | 0 |  |  |   | 0 |
| – Mopar Sunrider® Soft Top (requires hardtop) (MHW)   | 0 | 0 | 0 | 0 | 0 | 0 | 0 |  |  |   | 0 |
| – Premium Black Sunrider Soft Top (STB)   | • | • | • | • | • | • |   |  |  |   | • |
| – Sky One-Touch® Power Top (STJ)  |   |   |   |   |   |   |   |  |  | 0 | 0 |
| Tow Hooks – Black, two front, one rear (XEW)  | • | • |   | • | • | • |   |  |  |   | • |
| – Red, two front, one rear (XH6)  |   |   | • |   |   |   |   |  |  |   | • |

# 2026 JEEP® WRANGLER

| STANDARD FEATURES AND OPTIONS | Sport    |     |     | Sport S   |     |     |     | Rubicon® |     |     |     |
|-------------------------------|----------|-----|-----|-----------|-----|-----|-----|----------|-----|-----|-----|
|                               | Two-Door |     |     | Four-Door |     |     |     |          |     |     |     |
| CPOS                          | 2TB      | 2TS | 2TR | 2TB       | 2TS | 2TG | 2TR | 2TB      | 2TS | 2TG | 2TR |

## EXTERIOR FEATURES (CONTINUED)

|   |   |   |  |   |  |  |   |   |   |   |   |
|---|---|---|--|---|--|--|---|---|---|---|---|
| Wheels – 17-inch Low-Gloss Black steel (WAA)  | • | • |  | • |  |  |   |   |   |   |   |
| – 17-inch Grey-painted aluminum (WFD)   |   |   |  |   |  |  | • |   |   |   |   |
| – 17-inch machined-face with Black pockets aluminum (WFH)   |   |   |  |   |  |  | 0 |   |   |   |   |
| – 18-inch machined-face aluminum with Grey spokes (WPA)   |   |   |  |   |  |  |   |   |   | • |   |
| – 17-inch machined-face aluminum with Black pockets (WFE)   |   |   |  |   |  |  |   | 0 |   |   | 0 |
| – 17-inch Black machined-face aluminum (WFV)  |   |   |  |   |  |  |   | • |   |   | • |
| – 18-inch Technical Grey machined-face aluminum (WPD)   |   |   |  |   |  |  |   |   |   | 0 |   |
| – 17-inch machined-face aluminum with Black pockets (available on Willys and Rubicon with Xtreme 35-inch Package) (WF8) |   |   |  |   |  |  |   |   | P |   | P |

## INTERIOR FEATURES

|   |   |   |   |   |   |   |   |
|---|---|---|---|---|---|---|---|
| Air Conditioning – Automatic Temperature Control (included with Technology Group) (HAB) | P | P | • | P | P | • | • |
| – Manual Temperature Control (HAA)  | • | • |   | • | • |   |   |
| Console – Bin task light (LDB)  | • | • | • | • | • | • | • |
| – Full-floor with front/rear 12-volt auxiliary power outlet (CUF/JJJ)                   | • | • | • | • | • | • | • |
| – Remote USB port (charging only) (RSX)   | • | • | • | • | • | • | • |
| – Two USB ports (charging only) (RS2)   |   |   |   |   |   | • | • |
| Floor Mats – Front (CLC)  | 0 | 0 | 0 | 0 | 0 | 0 | 0 |
| – Front and rear (CLE)  |   |   |   |   |   | • | • |
| – Mopar® All-Weather (CWA)  | 0 | 0 | 0 | 0 | 0 | 0 | 0 |
| Lighting – Ambient LED interior light (LHA)   | • | • | • | • | • | • | • |
| – Courtesy lamps (LBB)  | • | • | • | • | • | • | • |
| Mirror – Auto-dimming with reading lights (GNK)   | P | P | P | P | P | P | P |
| – Rearview day/night mirror (GNA)   | • | • | • | • | • | • | • |
| Push-Button Start (GX4)   | • | • | • | • | • | • | • |
| Remote Keyless Entry (GXM)  | • | • | • | • | • | • | • |
| Remote Start System (XBM)   | P | P | P | P | P | • | P |
| Seat Fabric – Soul cloth in Black with Mayan Gold accent stitching                      | • | • |   | • | • | • |   |
| – McKinley-trimmed in Black with Mayan Gold accent stitching                            | 0 | 0 | 0 | 0 | 0 | 0 | 0 |
| – Soul cloth in Black with Rubicon Red accent stitching with Rubicon logo               | • | • | • | • | • | • | • |
| – Nappa high-wear leather in Black with Rubicon Red accent stitching                    | 0 | 0 | 0 | 0 | 0 | 0 | 0 |
| Seat – 60/40 split-folding rear (CFN)   |   |   |   | • | • | • | • |
| – Rear, folding (CFM)   | • |   | • |   |   |   |   |

• = Standard. 0 = Optional. P = Available with Package noted. F = Fleet only.

| STANDARD FEATURES AND OPTIONS | Sport    |     |     | Sport S   |     |     |     | Rubicon® |     |     |     |
|-------------------------------|----------|-----|-----|-----------|-----|-----|-----|----------|-----|-----|-----|
|                               | Two-Door |     |     | Four-Door |     |     |     |          |     |     |     |
| CPOS                          | 2TB      | 2TS | 2TR | 2TB       | 2TS | 2TG | 2TR | 2TB      | 2TS | 2TG | 2TR |

## INTERIOR FEATURES (CONTINUED)

|  |   |   |   |   |   |   |   |
|--|---|---|---|---|---|---|---|
| Steering Wheel – Heated (included with Convenience Group) (NHS)                      | P | P | P | P | P | • | P |
| – Mounted audio controls (RDZ)   | • | • | • | • | • | • | • |
| Universal Garage Door Opener <sup>(22)</sup> (included with Convenience Group) (XGD) | P | P | P | P | P | P | P |
| Wash-Out Interior – With removable carpet and drain plugs                            | • | • | • | • | • | • | • |

## UCONNECT® MULTIMEDIA

|  |   |   |   |   |   |   |   |
|--|---|---|---|---|---|---|---|
| Audio System – Alpine® Premium Audio System with nine speakers and an all-weather subwoofer and 552-watt amplifier (RC4) | P | P | P | P | P | P | P |
| – Eight speakers (RCH)   | • | • | • | • | • | • | • |
| Connected Travel and Traffic Services <sup>(6)</sup> (RTV)   |   |   | P |   |   | P | P |
| Integrated Voice Command <sup>(13)</sup> (XRB)   | • | • | P | • | • | P | P |
| Jeep Connect with Three-Month Trial Subscription <sup>(7)</sup> (RSK)  | • | • | • | • | • | • | • |
| Power Outlet – 12-volt, two total (JJJ/JJM)  | • | • | • | • | • | • | • |
| – 115-volt to power household items, laptops, etc. (JKV)   |   |   |   | • |   | • | • |
| SiriusXM® with Six-Month Trial Subscription <sup>(10)</sup> (X9B)  | • | • | • | • | • | • | • |
| Uconnect 5 with 12.3-inch Touchscreen Display (UEP)  | • | • | • | • | • | • | • |
| Uconnect 5 NAV with 12.3-inch Touchscreen Display (UEX)  |   |   | P |   |   | P | P |

## SAFETY & SECURITY

|   |   |   |   |   |   |   |   |
|---|---|---|---|---|---|---|---|
| Advanced Brake Assist <sup>(2)</sup> (BGG)  | • | • | • | • | • | • | • |
| Air Bags <sup>(19)</sup> – Advanced multistage driver’s and front-passenger (CG3)   | • | • | • | • | • | • | • |
| – Supplemental front-seat-mounted side (CJ1)  | • | • | • | • | • | • | • |
| Antilock Four-Wheel Disc Brakes (BRY)   | • | • |   | • | • |   |   |
| Antilock Four-Wheel Heavy-Duty Disc Brakes (BR6)  | • | • | • | • | • | • | • |
| Blind-Spot Monitoring (BSM) <sup>(2)</sup> and Rear Cross-Path Detection System <sup>(2)</sup> (included with Safety Group) (XAN) | P | P | P | P | P | P | P |
| Electronic Roll Mitigation (BNS)  | • | • | • | • | • | • | • |
| Electronic Stability Control (ESC) <sup>(3)</sup> – Includes hydraulic assist brake booster and traction control (BNB)            | • | • | • | • | • | • | • |
| Hill Start Assist (BNG)   | • | • | • | • | • | • | • |
| Park-Sense® Rear Park Assist <sup>(2)</sup> (included with Safety Group) (XAA)  | P | P | P | P | P | P | P |
| ParkView® Rear Back-Up Camera <sup>(2)</sup> (XAC)  | • | • | • | • | • | • | • |
| Selec-Speed® Control (included with 8-speed Automatic transmission) (BNK)   | P | P | P | P | P | • | P |
| Selectable Tire-Fill Alert (LA5)  | • | • | • | • | • | • | • |
| Sentry Key® Antitheft Engine Immobilizer (GXX)  | • | • | • | • | • | • | • |
| TrailCam Forward-Facing Camera <sup>(2)</sup> (XNY)   |   |   | 0 |   |   | 0 | 0 |

# 2026 JEEP® WRANGLER

| STANDARD FEATURES AND OPTIONS  | Sport    |     |     | Sport S   |     |     |     | Rubicon® |     |     |     |
|--|----------|-----|-----|-----------|-----|-----|-----|----------|-----|-----|-----|
|  | Two-Door |     |     | Four-Door |     |     |     | Rubicon  |     |     |     |
| CPOS   | 2TB      | 2TS | 2TR | 2TB       | 2TS | 2TG | 2TR | 2TB      | 2TS | 2TG | 2TR |
| <b>PACKAGES/EQUIPMENT GROUPS</b>   |          |     |     |           |     |     |     |          |     |     |     |
| Black Three-Piece Hardtop Group – Includes Black three-piece hardtop, rear window defroster, and rear window washer and wiper (HT1)  | 0        | 0   | 0   | 0         | 0   |     | 0   |          |     |     |     |
| Body-Colour Three-Piece Hardtop Group – Includes Body-colour three-piece hardtop, rear window defroster, and rear window washer and wiper (HT3)  |          |     | P   |           |     | 0   | P   |          |     |     |     |
| Convenience Group – Includes heated front seats and heated steering wheel, Remote Start System, Universal Garage Door Opener, <sup>(22)</sup> 7-inch Thin Film Transistor (TFT) cluster, proximity keyless entry and Dual-Zone Automatic Temperature Control (AJK)   | 0        |     | O/P | 0         | 0   |     | O/P |          |     |     |     |
| LED Headlamp and Fog Lamp Group – Includes LED headlamps with round signature lighting and LED front fog lamps (ADA)   |          | 0   |     |           | 0   |     |     |          |     |     |     |
| Rubicon X Package – Includes Xtreme 35-inch Package (with four-door Automatic transmission), steel bumpers (winch-capable front), Safety Group, Technology Group, Convenience Group, Body-colour three-piece hardtop, power-folding leather-faced seats, Body-colour fender flares and full-time 4:1 transfer case (ACC) |          |     | 0   |           |     |     | 0   |          |     |     |     |
| Safety Group – Includes Park-Sense® Rear Park Assist, <sup>(2)</sup> Blind-Spot Monitoring (BSM) <sup>(2)</sup> and Rear Cross-Path Detection System <sup>(2)</sup> and LED taillamps (AJ1)  |          |     | O/P |           | 0   | 0   | O/P |          |     |     |     |

| STANDARD FEATURES AND OPTIONS   | Sport    |     |     | Sport S   |     |     |     | Rubicon® |     |     |     |
|---|----------|-----|-----|-----------|-----|-----|-----|----------|-----|-----|-----|
|   | Two-Door |     |     | Four-Door |     |     |     | Rubicon  |     |     |     |
| CPOS  | 2TB      | 2TS | 2TR | 2TB       | 2TS | 2TG | 2TR | 2TB      | 2TS | 2TG | 2TR |
| <b>PACKAGES/EQUIPMENT GROUPS (CONTINUED)</b>  |          |     |     |           |     |     |     |          |     |     |     |
| Sahara Popular Equipment Group – Includes McKinley-trimmed leatherette seats, leather-wrapped shift knob, 12-way power front seats, Uconnect® 5 NAV with 12.3-inch touchscreen, Connected Travel and Traffic Services, <sup>(8)</sup> auto-dimming rearview mirror, Alpine® premium audio system, Universal Garage Door Opener, <sup>(22)</sup> integrated off-road camera, <sup>(2)</sup> BSM <sup>(2)</sup> and Rear Cross-Path Detection System, <sup>(2)</sup> Park-Sense Rear Park Assist, <sup>(2)</sup> Auto High-Beam Headlamp Control and side steps (AYY) |          |     |     |           |     |     |     |          |     |     | P   |
| Steel Bumper and Winch Group – Includes front and rear steel bumpers and WARN® winch with 3628-kg (8000-lb) tow capacity (AD3)  |          |     | 0   |           |     |     |     |          |     |     | 0   |
| Technology Group – Includes Alpine premium audio system, integrated off-road camera, <sup>(2)</sup> HD radio, auto-dimming rearview mirror, Connected Travel and Traffic Services, <sup>(8)</sup> Uconnect 5 NAV with 12.3-inch display, hands-free <sup>(13)</sup> phone communication and GPS navigation <sup>(15)</sup> (AJY)  |          | 0   | O/P |           | 0   | 0   | O/P |          | 0   | 0   | O/P |
| Trailer-Tow and Auxiliary Switch Group – Includes four auxiliary switches, trailer-tow Class II hitch receiver, and four-pin and seven-pin adapters (ADH)   | 0        | 0   | •   | 0         | O/P | 0   | •   |          |     |     |     |
| Willys Package – Includes 33-inch Mud-Terrain (M/T) tires, Trailer-Tow and Heavy-Duty Electrical Group, rear locker, limited-slip rear differential, rock rails, and LED headlamps and fog lamps (ACB)  |          |     |     |           |     |     |     |          | 0   |     |     |
| Xtreme 35-inch Package – Includes LT315/70R17C 35-inch BFGoodrich® KO2 All-Terrain (A/T) tires, 17-inch beadlock-capable wheels, 4.56:1 axle ratio, swing-gate reinforcement and 3.8-cm (1.5-inch) factory suspension lift with uniquely tuned shocks (requires Trailer-Tow and Auxiliary Switch Group) (AGB)   |          |     |     |           |     |     |     |          | 0   |     | O/P |

• = Standard. 0 = Optional. P = Available with Package noted. F = Fleet only.

# 2026 JEEP® COMPASS



## SELECT FEATURES

- 2.0L Direct-Injection (DI) Turbo I-4 engine with Engine Stop/Start (ESS) technology/8-speed Automatic transmission
- 4x4 drive system (standard on all models)
- 10.25-inch digital, full-colour Driver Information Display (DID) (Available)
- 17-, 18- and 19-inch wheels
- Alexa Built-In<sup>(14)</sup> and SiriusXM® with 360L<sup>(10)</sup> (Available)
- Chrome-painted textured grille on Limited models
- Connected Travel and Traffic Services<sup>(8)</sup> (Available)
- Dual-pane panoramic power sunroof (Available)
- Hands-free<sup>(13)</sup> phone and audio
- Hands-free power liftgate with Foot-activated Open 'N Go (Available)
- Heated front seats (Available)
- High-mounted centre console with increased storage space
- Jeep Connect<sup>(7)</sup> Services including 4G LTE Wi-Fi Hotspot<sup>(12)</sup> with three-month trial
- LED projector headlamps, fog lamps and taillamps (Available)
- LED reflector headlamps on all models
- Premium Alpine® Sound System (Available)
- Selec-Terrain® Traction Management System with up to four modes
- SiriusXM with six-month trial subscription<sup>(10)</sup>
- Two 4x4 systems: Jeep Active Drive and Jeep Active Drive Low with Hill Descent Control
- Uconnect® 5 with 10.1-inch touchscreen display

- Uconnect 5 NAV with 10.1-inch touchscreen display and GPS Navigation<sup>(15)</sup> (Available)
- Universal Garage Door Opener<sup>(22)</sup> (Available)
- Ventilated front seats (Available)
- Wireless Apple CarPlay integration<sup>(6)</sup> and Android Auto™ capability<sup>(6)</sup>
- Wireless charging pad (Available)

## SAFETY & SECURITY

- 360° Surround-View Camera System<sup>(1)</sup> (Available)
- Active Driving Assist System<sup>(2)</sup> (Available)
- Active Lane Management System<sup>(2)</sup>
- Adaptive Cruise Control (ACC) with Stop and Go<sup>(2)</sup>
- Blind-Spot Monitoring (BSM)<sup>(2)</sup> and Rear Cross-Path Detection System<sup>(2)</sup>
- Drowsy-Driver Detection System<sup>(2)</sup>
- Full-Speed Forward Collision Warning with Active Braking<sup>(2)</sup>
- Parallel and Perpendicular Park and Unpark Assist System<sup>(2)</sup> (Available)
- Park-Sense® Front/Rear Park Assist System<sup>(2)</sup> (Available)
- ParkView® Rear Back-Up Camera<sup>(2)</sup>
- Pedestrian/Cyclist Emergency Braking<sup>(2)</sup>
- Seven air bags<sup>(19)</sup> including full-length side and driver's knee bolster
- Traffic Sign Recognition System<sup>(5)</sup> (Available)

| ENGINE     | HORSEPOWER | TORQUE |
|------------|------------|--------|
| 2.0L Turbo | 200        | 221    |

| EXTERIOR DIMENSIONS, mm (in)            |              |
|---|--------------|
| Wheelbase                               | 2636 (103.8) |
| Front Track                             | 1542 (60.7)  |
| Rear Track                              | 1532 (60.3)  |
| Overall Length                          | 4394 (173)   |
| Overall Height (with rails)             | 1647 (64.8)  |
| Overall Width (with open mirrors)       | 2033 (80)    |
| Ground Clearance (minimum running; 4x4) | 208 (8.2)    |

| VOLUMES & CAPACITIES             |             |
|----------------------------------|-------------|
| Cargo, L (cu ft) – Rear seats up | 770 (27.2)  |
| – Rear seats folded              | 1693 (59.8) |
| Seating Capacity                 | 5           |
| Fuel Tank Capacity, L (US gal)   | 51 (13.4)   |

| TOWING* kg (lb) |            |
|-----------------|------------|
| Maximum – 4x4   | 907 (2000) |

| INTERIOR DIMENSIONS, mm (in)                |                         |
|---|-------------------------|
| Front                                       |                         |
| – Headroom (without sunroof / with sunroof) | 995 (39.2) / 981 (38.6) |
| – Legroom                                   | 1046 (41.8)             |
| – Hip room                                  | 1375 (54.1)             |
| – Shoulder room                             | 1439 (56.7)             |
| Rear  |                         |
| – Headroom                                  | 978 (38.5)              |
| – Legroom                                   | 973 (38.3)              |
| – Hip room                                  | 1250 (49.2)             |
| – Shoulder room                             | 1400 (55.1)             |

\*When properly equipped.

# 2026 JEEP® COMPASS

## EXTERIOR PAINT COLOURS\*



\*Selections may not be available on all trim levels/models and may be limited/restricted based on availability.

### STANDARD FEATURES AND OPTIONS

| CPOS  | Sport | North | Trailhawk® | Limited |
|---|-------|-------|------------|---------|
|   | 2DA   | 2DJ   | 2DE        | 2DG     |
| <b>ENGINE / TRANSMISSION</b>  |       |       |            |         |
| 2.0L Direct-Injection (DI) Turbo I-4 with Engine Stop/Start (ESS) Technology/8-speed Automatic (EC1/DGD)  | •     | •     | •          | •       |
| <b>MECHANICAL FEATURES/CAPABILITY</b>   |       |       |            |         |
| 4x4 Drive System (590)  | •     | •     | •          | •       |
| Alternator – 180-amp (BA5)  | •     | •     | •          | •       |
| AutoStick Automatic Transmission (DHD)  | •     | •     | •          | •       |
| Exhaust System – Dual tips, hidden (NEJ)  | •     | •     | •          | •       |
| Four-Wheel Drive (4WD) System with Rear-Axle Disconnect – Jeep Active Drive - Full-time 4x4 system  | •     | •     |            | •       |
| – Jeep Active Drive Low - Full-time 4x4 system with low range for a 20:1 crawl ratio  |       |       | •          |         |
| Fuel Door – Capless fuel-filler (XJM)   | •     | •     | •          | •       |
| Push-Button Start (GX4)   | •     | •     | •          | •       |
| Selec-Terrain® Traction Management System – Auto, Snow, Sand/Mud and Rock Mode with Hill Descent Control (XAB)  |       |       | •          |         |
| – Centre-stack toggle with traction control settings: Auto, Snow and Sand/Mud Modes (XAB)   | •     | •     |            | •       |
| Steering – Electric power; tilt/telescoping column (SBL/SUD)  | •     | •     | •          | •       |
| Suspension – All-wheel drive (AWD) (SDE)  | •     | •     |            | •       |
| – Off-road (SDJ)  |       |       | •          |         |
| Trail Rated® Capability – Includes Jeep Active Drive Low Mode with 20:1 crawl ratio and Hill Descent Control, 1-inch increased height, unique front and rear fascia skid plates, off-road suspension, signature Ruby Red accents including front and rear tow hooks, Trail Rated and Trailhawk badges, and unique 17-inch wheels with All-Season (A/S) On-/Off-Road tires (MT2) |       |       | •          |         |
| Transmission Oil Heater (NHQ)   | •     | •     | •          | •       |

### STANDARD FEATURES AND OPTIONS

| CPOS   | Sport | North | Trailhawk® | Limited |
|--|-------|-------|------------|---------|
|  | 2DA   | 2DJ   | 2DE        | 2DG     |
| <b>EXTERIOR FEATURES</b>   |       |       |            |         |
| Accents – Diamond Black door cladding, wheel flares, fascias and sills (MJX/MMZ/MC3/MEK) |       |       |            | P       |
| – Lower bodyside cladding with Body-colour/Accent-colour fascias (MRB/MCD)               | •     | •     | •          | •       |
| – Middle fascia texture - Gloss Black (MLB)  |       |       |            | •       |
| – Middle fascia texture - Black moulded-in-colour (MLD)                                  | •     | •     | •          |         |
| – Mopar® Rock Rails (MMU)  | 0     | 0     | 0          | 0       |
| – Neutral Grey (MHX)   |       |       | •          | •       |
| – Rear fascia skid plate appliqué (MTA)  | •     | •     | •          | •       |
| Daylight Opening (DLO) Mouldings – Black (MMR)   |       | P     | •          | •       |
| – Bright (MMP)   | •     | •     |            | •       |
| Door Handles – Black (MNA)   | •     |       |            |         |
| – Body-colour (MNK)  |       | •     | •          | •       |
| Fog and Cornering Lamps (LNP)  |       | •     | •          | •       |
| – Premium LED with cornering function (packaged with Driver Assistance Group) (LNT)      |       | P     |            |         |
| Glass – Deep-tint sunscreen (GEG)  | •     | •     | •          | •       |
| Grilles – Black surround with Chrome rings (MAJ)   | •     | •     |            |         |
| – Black surround with Neutral Grey rings (MF6)   |       |       |            | •       |
| – Gloss Black surround with Neutral Grey Rings (MFJ)                                     |       |       |            | •       |
| – Black moulded-in-colour grille with Chrome rings (MAJ)                                 | •     | •     |            |         |
| Hood – Decal in Black on Black (packaged with Hydro Blue Pearl exterior colour) (M19)    |       |       |            | P       |
| – Decal in Black and Red (MYA)   |       |       | •          |         |

• = Standard. 0 = Optional. P = Available with Package noted. F = Fleet only.

# 2026 JEEP® COMPASS

## STANDARD FEATURES AND OPTIONS

| CPOS | Sport<br>2DA | North<br>2DJ | Trailhawk®<br>2DE | Limited<br>2DG |
|------|--------------|--------------|-------------------|----------------|
|------|--------------|--------------|-------------------|----------------|

### EXTERIOR FEATURES (CONTINUED)

|   |   |   |   |   |
|---|---|---|---|---|
| Lighting – Auto High-Beam Headlamp Control (requires Full-Speed Forward Collision Warning with Active Braking <sup>(2)</sup> ) (LMS)            | • | • | • | • |
| – Automatic headlamps (LMG)   | • | • | • | • |
| – Daytime running lamp (DRL) system (LMX)   | • | • | • | • |
| – Headlamps-off time delay (LHD)  | • | • | • | • |
| – Incandescent taillamps (LA6)  | • | • | • | • |
| – LED reflector headlamps (LPX)   | • | • | • | • |
| Mirrors – Power-adjust, heated and manual-folding in Gloss Black (GTC/LE7)  | • | • |   |   |
| – Power-adjust, heated and manual-folding with turn signals in Gloss Black (GTC/LEB/LE7)  |   |   | • | • |
| Power Liftgate with Foot-Activated Open 'N Go (packaged with Convenience Group) (JRC/XZ2)   |   | P | • | • |
| Removable Short-Mast Antenna – Roof-mounted (RDB)   | • | • | • | • |
| Roof – Black (MXS)  |   |   | • | • |
| – Body-colour (packaged with Diamond Black Crystal Pearl exterior colour) (MXU)   | • | • | P | P |
| Roof Rails – Black (MWE)  |   | • | • | • |
| Skid Plates – Fuel tank, transfer case, front suspension and transmission (XEE/XEF/XEU/XE9)   |   |   | • |   |
| Sunroof – Power, dual-pane with front tilt/fore/aft and rear fixed glass (packaged with Sun and Sound Group and Sun, Sound and NAV Group) (GWJ) |   | P | P | P |
| Tires – 225/60R17 BSW All-Season (A/S) (TTU)  | • | • |   |   |
| – 215/65R17 BSW All-Terrain (A/T) (TAK)   |   |   | • |   |
| – 235/45R19 BSW A/S (TPS)   |   |   |   | • |
| – Tire Service Kit (XFP/TBF)  | • | • |   | • |
| – Spare tire - Full-size (TBB)  |   |   | • |   |
| Tow Hooks – Two front and one rear in Ruby Red (XEA/XH6)  |   |   | • |   |
| Wheels – 17-inch aluminum (WAJ)   | • | • |   |   |
| – 17-inch Black-painted aluminum (WD4)  |   |   | • |   |
| – 18-inch Gloss Black-painted aluminum (WBA)  |   | P |   |   |
| – 19-inch Satin Granite Crystal-painted aluminum (WS6)  |   |   |   | • |
| Windows – Power front, one-touch up/down (JP3)  | • | • | • | • |
| – Rear, defroster (GFA)   | • | • | • | • |
| Wiper System – Front, variable/intermittent (JHA)   | • | • |   |   |
| – Rain-sensitive/intermittent (JHC)   | • | • | • | • |
| – Rear window wiper/washer (JHB)  | • | • | • | • |
| – Windshield wiper de-icer (NHL)  |   | P | • | • |

## STANDARD FEATURES AND OPTIONS

| CPOS | Sport<br>2DA | North<br>2DJ | Trailhawk®<br>2DE | Limited<br>2DG |
|------|--------------|--------------|-------------------|----------------|
|------|--------------|--------------|-------------------|----------------|

### INTERIOR FEATURES

|  |   |   |   |   |
|--|---|---|---|---|
| Accents – Copper/Chainmail Hydro (XSS)   |   |   |   | • |
| – Piano Black/Brushed Hydro (XST)  |   |   |   | • |
| – Satin Chrome/Wizard Black (XSB)  | • | • |   |   |
| Air Conditioning (HAA)   | • | • |   |   |
| – Dual-Zone Automatic Temperature Control, including humidity sensors (packaged with Convenience Group) (HAF)                      |   | P | • | • |
| – Jeep Air Filtration System (JMD)   | • | • | • | • |
| Assist Handles – Driver's and passenger; coat hook included on rear passenger (four) (CSR/CSW/XCT)                                 | • | • | • | • |
| Cargo Area – Cargo compartment carpet (CKN)  | • | • | • | • |
| – Compartment lamp (LDB)   | • | • | • | • |
| – Height-adjustable load floor - One-, two- or three-position adjustment depending on spare tire/Tire Service Kit availability     | • | • | • | • |
| – Rear cargo underfloor tray (CK6)   | • | • | • | • |
| – Reversible carpet/vinyl cargo mat (packaged with Trailhawk Convenience Group, Convenience Group and Driver Assist Group I) (CKK) |   | P | P | • |
| – Tie-down loops (four) (CKT)  | • | • | • | • |
| Cluster – 7-inch colour Driver Information Display (DID) (JAL)   | • | • | • | • |
| – 10.25-inch Thin Film Transistor (TFT) colour display (packaged with Convenience Group and Sun, Sound and NAV Group) (JAU)        |   |   | P | P |
| – Outside temperature display in odometer (LAH)  | • | • | • | • |
| – Speedometer - 257-km/h (160-mph) (JCC)   | • | • | • | • |
| – Tachometer (JFH)   | • | • | • | • |
| Console – Air vents on rear of centre console for rear passengers (XGA)  | • | • | • | • |
| – Full-length front floor console with fore/aft sliding armrest (CM6)  | • | • | • | • |
| – Media centre electronics storage (CU7)   | • | • | • | • |
| – Overhead console (CUN)   | • | • | • | • |
| – Wireless charging pad (packaged with Driver Assistance Group and Driver Assist Group I) (RFX)                                    |   | P | P | P |
| Cup Holders (included with full-length front floor console) (CM6)  | • | • | • | • |
| – Rear-seat armrest with cup holders (CSN)   | • | • | • | • |
| Electronic Vehicle Information Centre (EVIC) – Controls located on steering wheel (LAZ)  |   | • | • | • |
| Floor Mats – All-season (packaged with Convenience Group) (CLF)  |   | P | • |   |
| – Front and rear (CLE)   | • | • |   | • |
| Glove Box – With damped door (JKA)   | • | • | • | • |
| Instrument and Door Panel – Black perforated vinyl mid-panel with Ruby Red accent stitching  |   |   | • |   |
| – Steel Grey Blend cloth mid-panel and door bolster with Bright Blue accent stitching  | • | • |   |   |

# 2026 JEEP® COMPASS

## STANDARD FEATURES AND OPTIONS

| <b>CPOS</b>   | <b>Sport</b> | <b>North</b> | <b>Trailhawk®</b> | <b>Limited</b> |
|---|--------------|--------------|-------------------|----------------|
|   | 2DA          | 2DJ          | 2DE               | 2DG            |
| <b>INTERIOR FEATURES (CONTINUED)</b>  |              |              |                   |                |
| Lighting – Door handle LED lamps (LB3)  |              | •            | •                 | •              |
| – Front dome lamp (LCK)   | •            | •            | •                 | •              |
| – Front map pocket LED lamp (LBG)   |              |              | •                 | •              |
| – Illuminated entry (LAC)   | •            | •            | •                 | •              |
| – Map/dome reading lamps (LCD)  | •            | •            | •                 | •              |
| – Overhead cupola LED lamps (LHJ)   |              | •            | •                 | •              |
| – Two front overhead incandescent map lamps (LBA)   | •            | •            | •                 | •              |
| Mirrors – Rearview, auto-dimming mirror (packaged with Convenience Group) (GNK)   |              | P            | •                 | •              |
| – Rearview, day/night mirror (GNA)  | •            | •            |                   |                |
| – Sliding sun visors with illuminated mirrors (packaged with Convenience Group) (GNC)   |              | P            | •                 | •              |
| – Sliding sun visors with mirrors (GNU)   | •            | •            |                   |                |
| Power Outlet – 12-volt auxiliary located behind centre console (JKP)  | •            | •            | •                 | •              |
| – 12-volt auxiliary in rear cargo area (JJM)  | •            | •            | •                 | •              |
| Seating – Leatherette bucket in Black with Bright Blue accent stitching (*A6)   |              |              |                   | •              |
| – Premium cloth low-back bucket in Black with Bright Blue accent stitching (*A7)  | •            |              |                   |                |
| – Premium cloth and vinyl bucket in Black with Bright Blue accent stitching (*G7)   |              | •            |                   |                |
| – Premium leather-faced with cloth insert bucket in Black with Ruby Red and Diesel dual accent stitching and embroidered Trailhawk logo (*Q6) |              |              | •                 |                |
| Seats, Front-Row – Driver’s – Manual-adjust six-way including driver height adjuster (JVB/CDH)  | •            | •            | •                 |                |
| – Driver’s – Power-adjust eight-way with power two-way lumbar-adjust (packaged with Convenience Group) (JVG)                                  |              | P            | •                 | •              |
| – Driver’s-seat memory (LEQ)  |              |              | P                 | P              |
| – Front height-adjustable shoulder belts (CGD)  | •            | •            | •                 | •              |
| – Front seatback map pocket (CSM)   | •            | •            | •                 | •              |
| – Front-passenger fold forward (packaged with manual-adjust six-way front-passenger seat) (CDW)   | •            | •            | •                 | •              |
| – Front-passenger - Manual-adjust six-way (JWB)   | •            | •            | •                 | •              |
| – Front-passenger - Power-adjust eight-way with power two-way lumbar-adjust (JWG)   |              |              | •                 | P              |
| – Heated (JPM)  | •            | •            | •                 | •              |
| – Power two-way driver’s lumbar-adjust (packaged with Trailhawk Convenience Group and power-adjust eight-way driver’s seat) (JPE)             |              | P            | P                 | •              |
| – Power two-way front-passenger lumbar-adjust (JRP)   |              |              | •                 | •              |
| – Two-way headrests (CDX)   | •            | •            | •                 | •              |

• = Standard. 0 = Optional. P = Available with Package noted. F = Fleet only.

## STANDARD FEATURES AND OPTIONS

| <b>CPOS</b>   | <b>Sport</b> | <b>North</b> | <b>Trailhawk®</b> | <b>Limited</b> |
|---|--------------|--------------|-------------------|----------------|
|   | 2DA          | 2DJ          | 2DE               | 2DG            |
| <b>INTERIOR FEATURES (CONTINUED)</b>  |              |              |                   |                |
| Seats, Second-Row – 60/40 split-folding and rear-seat armrest with cup holders (CFN/CSN)  | •            | •            | •                 | •              |
| – Air vents - Located behind centre console (XGA)   | •            | •            | •                 | •              |
| – Centre rear three-point seat belt (CG6)   | •            | •            | •                 | •              |
| – Heat ducts (XGR)  | •            | •            | •                 | •              |
| – Rear-seat head restraints, <sup>(21)</sup> three (CSH)  | •            | •            | •                 | •              |
| Shift Knob – Leather-wrapped (CVB)  |              | •            | •                 | •              |
| – Urethane (CV1)  | •            |              |                   |                |
| Speed-Sensitive Power Door Locks (JPH)  | •            | •            | •                 | •              |
| Steering Wheel – Heated (NHS)   |              | •            | P                 | •              |
| – Mounted audio controls (RDZ)  | •            | •            | •                 | •              |
| – Premium-wrapped (SCJ)   |              | •            | •                 | •              |
| – Urethane (SCA)  | •            |              |                   |                |
| <b>UCONNECT® MULTIMEDIA</b>   |              |              |                   |                |
| Apple CarPlay Integration <sup>(6)</sup> and Android Auto™ Capability <sup>(6)</sup> (RFP/RF5)  | •            | •            | •                 | •              |
| Connected Travel and Traffic Services <sup>(8)</sup> (packaged with Convenience Group and Sun, Sound and NAV Group) (RTV)   |              | P            | P                 | P              |
| Hands-Free <sup>(13)</sup> Phone and Audio (RTE)  | •            | •            | •                 | •              |
| Jeep Connect <sup>(7)</sup> – Includes three-month trial subscription and 4G LTE Wi-Fi Hotspot <sup>(12)</sup> (RT1)  | •            | •            | •                 | •              |
| Media Device Connections – Front-row USB port Type-A and -C (RTX)   | •            | •            | •                 | •              |
| – Second-row USB port Type-A and -C charge only (packaged with Convenience Group and Driver Assist Group I) (RS2)   |              | P            | •                 | P              |
| – Second-row USB port Type-A charge only (RS4)  | •            | •            | •                 | •              |
| SiriusXM® with 360L – Includes six-month trial subscription <sup>(10)</sup> (RSD)   | •            | •            | •                 | •              |
| Audio System – Premium Alpine® Sound System with nine amplified speakers, plus a subwoofer (included with Sun and Sound Group for North and Sun, Sound and NAV Group for Trailhawk and Limited) (RC3)   |              | P            | P                 | P              |
| – Six speakers (RCG)  | •            | •            | •                 | •              |
| Uconnect 5 with 8.4-inch Touchscreen Display (RFL)  | •            | •            |                   |                |
| Uconnect 5 with 10.1-inch Touchscreen Display – Includes 10.1-inch touchscreen display, hands-free <sup>(13)</sup> phone and audio, SiriusXM including six-month trial subscription, <sup>(10)</sup> Jeep Connect including three-month trial subscription <sup>(7)</sup> and 4G LTE Wi-Fi Hotspot <sup>(12)</sup> (available with the Altitude Special Edition and Convenience Group on North) (UEU) |              | 0            | •                 | •              |

# 2026 JEEP® COMPASS

| STANDARD FEATURES AND OPTIONS  | Sport | North | Trailhawk® | Limited |
|--|-------|-------|------------|---------|
| CPOS   | 2DA   | 2DJ   | 2DE        | 2DG     |
| <b>SAFETY &amp; SECURITY</b>   |       |       |            |         |
| Air Bags <sup>(19)</sup> (seven total) – Advanced multistage front (CG3)   | •     | •     | •          | •       |
| – Driver’s inflatable knee-bolster (CGY)   | •     | •     | •          | •       |
| – Supplemental front-seat-mounted side (CJ1)   | •     | •     | •          | •       |
| – Supplemental full-length front and rear side-curtain (CJ2)   | •     | •     | •          | •       |
| All-Speed Traction Control (BNP)   | •     | •     | •          | •       |
| Battery Run-Down Protection (BCS)  | •     | •     | •          | •       |
| Brakes – Advanced Brake Assist <sup>(2)</sup> (BGG)  | •     | •     | •          | •       |
| – Antilock four-wheel disc performance (BR5)   | •     | •     | •          | •       |
| – Electronic Park Brake (XC4)  | •     | •     | •          | •       |
| – Rain Brake Support (BHC)   | •     | •     | •          | •       |
| Camera Systems – 360° Surround-View Camera System <sup>(1)</sup> (packaged with Driver Assistance Group and Driver Assist Group I) (XAK) |       | P     | P          | P       |
| – ParkView® Rear Back-Up Camera <sup>(2)</sup> with active grid lines (XAC)  | •     | •     | •          | •       |
| Cruise Control Systems – Adaptive Cruise Control (ACC) with Stop and Go <sup>(2)</sup> (packaged with Driver Assistance Group) (NHZ)     |       | P     | •          | •       |
| – Cruise Control (NHM)   | •     | •     |            |         |
| Driver Assist Systems – Active Driving Assist System <sup>(2)</sup> (packaged with Driver Assist Group I) (SJJ)                          |       |       | P          | P       |
| – Active Lane Management System <sup>(2)</sup> (XNW)   | •     | •     | •          | •       |
| – Blind-Spot Monitoring (BSM) <sup>(2)</sup> and Rear Cross-Path Detection System <sup>(2)</sup> (XAN)                                   |       | P     | •          | •       |
| – Drowsy-Driver Detection System <sup>(2)</sup> (XNM)  | •     | •     | •          | •       |
| – Full-Speed Forward Collision Warning with Active Braking <sup>(2)</sup> - Includes Advanced Brake Assist <sup>(2)</sup> (LSU)          | •     | •     | •          | •       |
| – Pedestrian/Cyclist Emergency Braking <sup>(2)</sup> (LST)  | •     | •     | •          | •       |
| – Traffic Sign Recognition System <sup>(5)</sup> (packaged with Driver Assist Group I) (SJB)   |       |       | P          | P       |
| Electronic Roll Mitigation (BNS)   | •     | •     | •          | •       |
| Electronic Stability Control (ESC) <sup>(3)</sup> (BNB)  | •     | •     | •          | •       |
| Entry Systems – Keyless Entry with engine immobilizer (GXW)  | •     | •     | •          | •       |
| – Remote Keyless Entry with push-button start (GXP/GX4)  | •     |       |            |         |
| – Two-door passive entry (front-door locks)/Keyless Enter 'n Go™ with push-button start (GXD/GX4)  |       | •     | •          | •       |
| Hill Descent Control (BNH)   |       |       | •          |         |
| Hill Start Assist (BNG)  | •     | •     | •          | •       |

| STANDARD FEATURES AND OPTIONS   | Sport | North | Trailhawk® | Limited |
|---|-------|-------|------------|---------|
| CPOS  | 2DA   | 2DJ   | 2DE        | 2DG     |
| <b>SAFETY &amp; SECURITY (CONTINUED)</b>  |       |       |            |         |
| Park Assist System – Park-Sense® Rear Park Assist System <sup>(2)</sup> (XAA)   |       |       | •          | •       |
| Remote Start System (packaged with Trailhawk Convenience Group and Convenience Group) (XBM)   |       | P     | P          | •       |
| Seat Belt and Door Systems – Child Seat Anchor System - LATCH-ready (CGU)   | •     | •     | •          | •       |
| – Front-passenger seat-belt alert (LAX)   | •     | •     | •          | •       |
| – Motorized pretensioning seat belts (CGN)  | •     | •     | •          | •       |
| – Rear-door child protection locks (GXT)  | •     | •     | •          | •       |
| – Rear-seat reminder alert (JFB)  | •     | •     | •          | •       |
| Security Alarm <sup>(20)</sup> (LSA)  | •     | •     | •          | •       |
| Tire Pressure Monitoring System (XGM)   | •     | •     | •          | •       |
| Trailer Sway Damping (BNT)  | •     | •     | •          | •       |
| <b>PACKAGES/EQUIPMENT GROUPS</b>  |       |       |            |         |
| Convenience Group – Includes power liftgate with Foot-activated Open 'N Go, power-adjust eight-way driver’s seat with power two-way lumbar-adjust, Dual-Zone Automatic Temperature Control with humidity sensor, rearview auto-dimming mirror, all-season floor mats, reversible carpet/vinyl cargo mat, Uconnect® 5 NAV with 10.1-inch touchscreen display, second-row USB port Type-A and -C charge only, 10.25-inch Thin Film Transistor (TFT) colour display, Alexa Built-In, <sup>(14)</sup> Connected Travel and Traffic Services, <sup>(8)</sup> GPS navigation, <sup>(15)</sup> HD radio, SiriusXM® with 360L <sup>(10)</sup> and sliding sun visors with illuminated mirrors (AHM) |       | 0     |            |         |
| Driver Assist Group I – Includes wireless charging pad, second-row USB port Type-A and -C charge only, Traffic Sign Recognition System <sup>(5)</sup> and Active Driving Assist System <sup>(2)</sup> (Trailhawk models add reversible carpet/vinyl cargo mat; requires Sun, Sound and NAV Group) (AAY)   |       |       | 0          | 0       |
| Driver Assistance Group – Includes wireless charging pad, premium LED fog lamps, ACC with Stop and Go <sup>(2)</sup> and rain-sensing windshield wipers (requires Convenience Group) (AAH)  |       | 0     |            |         |
| Altitude Special Edition – Includes 10.1-inch touchscreen display, 18-inch Gloss Black aluminum wheels, 225/55R18 BSW All-Season (A/S) tires, Black Daylight Opening (DLO) mouldings, Gloss Black surround/Neutral Grey rings, Neutral Grey exterior badging, Piano Black interior accents, sun visors with illuminated mirrors and Uconnect 5 with 10.1-inch display (ADZ)   |       | 0     |            |         |
| Sun and Sound Group – Includes dual-pane panoramic power sunroof and Premium Alpine® Sound System (AGR)   |       | 0     | 0          | 0       |
| Sun, Sound and NAV Group – Includes dual-pane panoramic power sunroof, Premium Alpine Sound System, Uconnect 5 NAV with 10.1-inch touchscreen display, GPS Navigation <sup>(15)</sup> and 10.25-inch digital, full-colour DID (AD1)   |       |       | 0          | 0       |
| Trailer-Tow Group – Includes Class III hitch receiver and four-pin wiring harness (AHT)   |       |       | 0          |         |
| Two-Tone Paint Group – Includes Gloss Black roof (available on all exterior colours except Diamond Black Crystal Pearl) (APP)   |       |       | •          | •       |

• = Standard. 0 = Optional. P = Available with Package noted. F = Fleet only.

# 2026 JEEP® GRAND CHEROKEE



## SELECT FEATURES

- New 2.0L Hurricane 4 Turbo engine with Engine Start/Stop (ESS) Technology paired with 8-speed Automatic transmission
- New Silver Silk exterior accents
- New Uconnect® 5 NAV System with 12.3-inch touchscreen display and GPS Navigation<sup>(15)</sup> (Available)
- Redesigned front grille and front fascia
- Redesigned instrument panel with soft-touch materials
- 10-inch Head-Up Display (Available)
- 10.25-inch digital Driver Information Display
- Choice of 18-, 20- and 21-inch wheels
- Choice of three 4x4 systems: Quadra-Trac I®, Quadra-Trac II® or Quadra-Drive® II (Available)
- Dark Appearance Packages (Available)
- Dual-pane panoramic sunroof (Available)
- Hands-free power liftgate (Available)
- Heated, ventilated and massaging seats (Available)
- Jeep Connect<sup>(7)</sup> with 4G LTE Wi-Fi Hotspot<sup>(12)</sup> (three-month/1GB trial subscription, whichever comes first)
- LED headlamps, taillamps and daytime running lamps (DRLs)
- Power, heated exterior mirrors with memory (Available)
- Premium McIntosh® High Performance Audio System with 19 Speakers (Available)
- Quadra-Lift® Air Suspension with Semi-Active Damping (Available)
- Selec-Terrain® Traction Management System (Available)
- Trailer Tow Package with Class IV Hitch Receiver (4x4 models; Available)
- Wireless Apple CarPlay integration<sup>(6)</sup> and Android Auto™ capability<sup>(6)</sup>
- Wireless charging pad (Available)

## SAFETY & SECURITY

- 360° Surround-View Camera<sup>(1)</sup> with rear washer (Available)
- Active Lane Management System<sup>(2)</sup>
- Adaptive Cruise Control (ACC) with Stop and Go<sup>(2)</sup>
- Active Driving Assist System<sup>(2)</sup> (Available)
- Blind-Spot Monitoring (BSM)<sup>(2)</sup> and Rear Cross-Path Detection System<sup>(2)</sup>
- Child Seat Anchor System
- Drowsy-Driver Detection<sup>(2)</sup> (Available)
- Eight air bags<sup>(9)</sup> including full-length side curtain
- Electronic Stability Control (ESC)<sup>(3)</sup> – With Electronic Roll Mitigation, All-Speed Traction Control, Brake Assist<sup>(2)</sup> and four-wheel antilock brake system
- Full-Speed Forward Collision Warning with Active Braking<sup>(2)</sup>
- Intersection Collision Assist System<sup>(4)</sup> (Available)
- Night-Vision Pedestrian/Animal Detection<sup>(4)</sup> (Available)
- Parallel/Perpendicular Park & Unpark Assist with Stop System including Side-Distance Warning<sup>(2)</sup>
- Park-Sense® Front/Rear Park Assist with Stop<sup>(2)</sup> (Available)
- Pedestrian/Cyclist Detection with Automatic Emergency Braking<sup>(2)</sup>
- Rain Brake Support
- Rain-sensitive windshield wipers (Available)
- Switch-Activated Electric Park Brake
- Tire Pressure Monitoring System
- Traffic Sign Recognition System<sup>(5)</sup>
- Windshield wiper de-icer (Available)

| EXTERIOR DIMENSIONS, mm (in)   |                      |
|--|----------------------|
| Wheelbase  | 2964 (116.7)         |
| Overall Length   | 4914 (193.5)         |
| Overall Width  | 2149 (84.6)          |
| Overall Height   | 1799 (70.8)          |
| Running Ground Clearance (standard suspension/air suspension; Pos#2)     | 214 (8.4)/276 (10.9) |
| Approach Angle (deg; standard suspension/air suspension (Summit; Pos#2)) | 20.5/28.2            |
| Departure Angle (deg; standard suspension/air suspension (Pos#2))        | 26.6                 |
| Breakover Angle (deg; standard suspension/air suspension (Pos#2))        | 19.1                 |
| Turning Diameter (max; m (ft))   | 11.58 (38)           |
| Front Track  | 1660 (65.4)          |
| Rear Track   | 1660 (65.4)          |
| Base Curb Weights, kg (lb) – 2.0L Hurricane 4 Turbo                      | 1980 (4365)          |
| – 3.6L Pentastar™ V6 VVT   | 1980 (4365)          |

| TOWING* kg (lb)        |             |
|------------------------|-------------|
| 2.0L Hurricane 4 Turbo | 2812 (6200) |
| 3.6L Pentastar V6 VVT  | 2812 (6200) |

\*When properly equipped.

| INTERIOR DIMENSIONS, mm (in)                |                       |
|---|-----------------------|
| First Row                                   |                       |
| – Headroom                                  | 1013 (39.9)           |
| – Legroom                                   | 1050 (41.3)           |
| – Shoulder room                             | 1504 (59.2)           |
| – Hip room                                  | 1459 (57.4)           |
| Second Row                                  |                       |
| – Headroom                                  | 1002 (39.4)           |
| – Legroom                                   | 971 (38.2)            |
| – Shoulder room                             | 1474 (58)             |
| – Hip room                                  | 1429 (56.3)           |
| Cargo Volume, L (cu ft) – Behind second row | 1067.5 (37.7)         |
| – Second row folded                         | 2004.8 (70.8)         |
| Seating Capacity (max occupants)            | 5                     |
| Fuel Tank Capacity, L (US gal; two-row/4xe) | 87 (22.9)/71.9 (18.9) |

| ENGINES                | HORSEPOWER | TORQUE |
|------------------------|------------|--------|
| 2.0L Hurricane 4 Turbo | 324        | 332    |
| 3.6L Pentastar V6 VVT  | 293        | 260    |

| FUEL ECONOMY <sup>(17)</sup> L/100 km (mpg) |                    |
|---|--------------------|
| Fuel Economy (manufacturer's-estimated)     | City/Hwy           |
| – 2.0L Hurricane 4 Turbo                    | 11.5 (25)/9.2 (31) |
| – 3.6L Pentastar V6 VVT                     | 12.3 (23)/9.2 (31) |

# 2026 JEEP® GRAND CHEROKEE

## EXTERIOR PAINT COLOURS\*



\*Selections may not be available on all trim levels/models and may be limited/restricted based on availability.

### STANDARD FEATURES AND OPTIONS

|   | Laredo | Laredo X | Laredo Altitude | Limited | Limited Reserve | Summit |
|---|--------|----------|-----------------|---------|-----------------|--------|
| <b>CPOS PACKAGE</b>   | 2TL    | 2TP      | 2T5             | 2T6     | 2T1             | 2T3    |
| <b>ENGINES/TRANSMISSIONS</b>  |        |          |                 |         |                 |        |
| 2.0L Hurricane 4 Turbo Engine with Engine Stop/Start (ESS) Technology (EC7) and 8-speed Automatic (DCJ/DC1)                           |        |          | •               | •       | •               | •      |
| 3.6L Pentastar™ Variable Valve Timing (VVT) V6 Engine (ERC) and 8-speed TorqueFlite® Automatic (DFT)                                  | •      | •        |                 |         |                 |        |
| <b>MECHANICAL FEATURES/CAPABILITY</b>   |        |          |                 |         |                 |        |
| Alternator – 240-amp (BAL)  |        |          | •               | •       | •               | •      |
| Differentials – Conventional rear axle (DS8)  | •      | •        | •               | •       | •               |        |
| – Conventional front axle with disconnect (4x4 models only) (DSM)   | •      | •        | •               | •       | •               | •      |
| – Electronic limited-slip rear axle (DSF)   |        |          |                 |         |                 | •      |
| Exhaust System – Dual exhaust tips (NEK)  |        |          | •               | •       | •               | •      |
| Four-Wheel Drive (4WD) System – Quadra-Trac I® full-time single-speed 4WD (4x4 models only) (DHY)                                     | •      | •        | •               | •       | •               |        |
| – Quadra-Trac II® active 4WD - Includes two-speed transfer case (DKA)   |        |          |                 |         |                 | •      |
| – Quadra-Drive® II active 4WD - Includes two-speed transfer case and electronic Limited-Slip Differential (eLSD)                      |        |          |                 |         |                 | •      |
| Fuel-Filler Door, Push-Push, Capless (XJ7 / XJM)  | •      | •        | •               | •       | •               | •      |
| Fuel Tank – 87-litre-capacity (19.1-US gallon-capacity) (NF5)   | •      | •        | •               | •       | •               | •      |
| Push-Button Start (GX4)   | •      | •        | •               | •       | •               | •      |
| Selec-Terrain® Traction Management System – Console-mounted toggle switch with five traction control settings (4x4 models only) (XAB) |        |          | •               | •       | •               | •      |
| Steering – Electric power (SBL)   | •      | •        | •               | •       | •               | •      |
| – Tilt/telescoping column (SUD)   | •      | •        | •               | •       |                 |        |
| – Power tilt/telescoping column (packaged with Luxury Tech Group II) (SUB)  |        |          |                 | P       | •               | •      |
| Suspensions – Normal-duty (SDA)   | •      | •        | •               | •       | •               | •      |
| – Quadra-Lift® Air Suspension System (4x4 models only) (SER)  |        |          |                 |         |                 | •      |
| – Rear load-levelling (included with Trailer Tow Package) (SES)   |        |          | P               | P       | P               |        |

### STANDARD FEATURES AND OPTIONS

|   | Laredo | Laredo X | Laredo Altitude | Limited | Limited Reserve | Summit |
|---|--------|----------|-----------------|---------|-----------------|--------|
| <b>CPOS PACKAGE</b>   | 2TL    | 2TP      | 2T5             | 2T6     | 2T1             | 2T3    |
| <b>EXTERIOR FEATURES</b>  |        |          |                 |         |                 |        |
| Door Handles – Body-colour (MNK)  | •      | •        | •               | •       | •               | •      |
| Exterior Accents – Silver Silk (MHY)  |        |          |                 | •       | •               | •      |
| – Dark Neutral Metallic (included with Limited Altitude Package and Obsidian Package) (MCF) |        |          | •               | P       | •               | P      |
| Fascias – Moulded-in-colour lower front and rear (MLX/MLK)                                  | •      | •        | •               | •       |                 |        |
| – Painted lower front and rear (ML6/MLN)  |        |          |                 |         | •               | •      |
| Glass – Deep-tint privacy (GEG)   | •      | •        | •               | •       | •               | •      |
| – Acoustic laminated front-door (GAP)   | •      | •        | •               | •       | •               | •      |
| – Acoustic laminated rear-door (GAH)  | •      | •        | •               | •       | •               | •      |
| – Acoustic windshield (GAK)   | •      | •        | •               | •       | •               | •      |
| – Laminated rear (GAZ)  |        |          |                 |         |                 | •      |
| Grille – Active shutters (MDX)  |        |          | •               | •       | •               | •      |
| – Secondary active shutters (MDY)   |        | •        | •               | •       | •               | •      |
| – Upper grille texture - A (MAG)  | •      | •        | •               | •       |                 |        |
| – Upper grille texture - C (MAV)  |        |          |                 |         | •               | •      |
| Liftgate – Power (JRC)  |        | •        | •               | •       | •               |        |
| – Hands-free power (JK2)  |        |          |                 |         |                 | •      |
| – Door puddle lamp (LBP)  |        |          | •               | •       | •               | •      |
| Lighting – Automatic headlamps (LMG)  | •      | •        | •               | •       | •               | •      |
| – LED reflector headlamps (LPX)   | •      | •        | •               | •       | •               |        |
| – LED low-/high-beam projector (LM6)  |        |          |                 |         |                 | •      |
| – LED daytime running lamps (DRLs), low-beam (LP2)  | •      | •        | •               | •       | •               |        |
| – LED DRLs, park/turn (LPJ)   |        |          |                 |         |                 | •      |
| – Front LED fog lamps (LNV)   |        |          |                 | •       | •               |        |
| – Front cornering LED fog lamps (LNB)   |        |          |                 |         |                 | •      |

• = Standard. 0 = Optional. P = Available with Package noted. F = Fleet only.

# 2026 JEEP GRAND CHEROKEE

## STANDARD FEATURES AND OPTIONS

| CPOS PACKAGE | Laredo | Laredo X | Laredo Altitude | Limited | Limited Reserve | Summit |
|--------------|--------|----------|-----------------|---------|-----------------|--------|
|              | 2TL    | 2TP      | 2T5             | 2T6     | 2T1             | 2T3    |

### EXTERIOR FEATURES (CONTINUED)

|  |   |   |   |     |   |   |
|--|---|---|---|-----|---|---|
| Lighting (continued) – Front lighting animation (LNZ)  |   |   |   |     |   | • |
| – Auto High-Beam Headlamp Control System (LMS)   |   |   |   | •   | • | • |
| Mirrors – Base - Power-adjust, heated, manual-folding in Gloss Black with turn signals (GUB)   | • | • | • |     |   |   |
| – Mid - Power-adjusting, heated, manual-folding in Gloss Black with turn signals and memory (GUC)  |   |   |   | •   |   |   |
| – Mid - Power-adjusting, heated, manual-folding in Gloss Black with turn signals, memory and auto-dimming on driver’s side (GUC)   |   |   |   |     | • |   |
| – High - Power-adjusting, heated, automatic power-folding in Gloss Black with turn signals, memory, auto-dimming on driver’s side, auto-adjust-in-Reverse and approach lamps (GUE) |   |   |   |     |   | • |
| Roof – Body-colour (MXU)   | • | • | • | •   | • |   |
| – Black-painted (APP)  |   |   |   |     |   | • |
| Roof Rails – Moulded-in-colour / Gloss Black (MWE)   | • | • | • | •   |   |   |
| – Gloss Black (MWZ)  |   |   |   |     | • | • |
| Sunroof – Single-pane; power with express-open / -close and comfort-stop features (GWA)  |   | 0 | 0 |     |   |   |
| – Dual-pane panoramic - Includes full power sunroof with power sunshade; ventilated / tilt glass in front and fixed glass in rear (included with Limited Altitude Package) (GWJ)   |   |   |   | O/P | • | • |
| Tires – 265/60R18 BSW All-Season (A / S) LRR (TFB)   | • | • | • | •   |   |   |
| – 265/50R20 BSW A / S LRR (packaged with WHG and WHF wheels) (TLP)   |   |   |   | •   |   |   |
| – P265/50R20 BSW A / S LRR (TKJ)   |   |   |   |     | • |   |
| – P275/45R21XL A / S (TXC)   |   |   |   |     |   | • |
| – Compact spare (TBK)  | • | • | • | •   | • |   |
| – Full-size spare (included with Trailer Tow Package) (TBP)  |   |   | P | P   | P | • |
| Wheels – 18-inch polished aluminum with High-Gloss Black pockets (WLH)   |   |   |   | •   |   |   |
| – 20-inch High-Gloss Black Noise-painted aluminum (WHK)  |   |   |   |     | • |   |
| – 20-inch machined-face aluminum with High-Gloss Technical Grey pockets (included with Limited Altitude Package) (WHG)   |   |   |   | P   |   |   |
| – 20-inch Gloss Black-painted aluminum (WHF)   |   |   | • |     |   |   |
| – 21-inch machined-face aluminum with High-Gloss Black Noise pockets (WJE)   |   |   |   |     |   | • |
| – 21-inch fully painted High-Gloss Black Noise aluminum (included with Obsidian Package) (WJC)   |   |   |   |     |   | P |
| Wiper System – Rain-sensitive windshield (included with Luxury Tech Group II) (JHC)  |   | • | • | P   | • | • |
| – Windshield wiper de-icer (included with Premium Pack and Advanced Protech Group IV) (NHL)  |   |   |   |     | P | P |

### INTERIOR FEATURES

|  |   |   |   |   |   |   |
|--|---|---|---|---|---|---|
| Accents – AN-Teak / Satin Chrome (XTG)                           |   |   | • | • | • |   |
| – Walnut Wood / Liquid Chrome (XTJ)                              |   |   |   |   |   | • |
| Air Conditioning – Dual-Zone automatic temperature control (HAF) | • | • | • | • | • |   |
| – Four-Zone automatic temperature control (HAL)                  |   |   |   |   |   | • |

• = Standard. 0 = Optional. P = Available with Package noted. F = Fleet only.

## STANDARD FEATURES AND OPTIONS

| CPOS PACKAGE | Laredo | Laredo X | Laredo Altitude | Limited | Limited Reserve | Summit |
|--------------|--------|----------|-----------------|---------|-----------------|--------|
|              | 2TL    | 2TP      | 2T5             | 2T6     | 2T1             | 2T3    |

### INTERIOR FEATURES (CONTINUED)

|  |   |   |   |   |   |   |
|--|---|---|---|---|---|---|
| Cargo Area – Cargo tie-down loops (CKT)  | • | • | • | • | • | • |
| – 12-volt auxiliary power outlet (JJM)   | • | • | • | • | • | • |
| – Overhead area lighting - LED (LCP)   | • | • | • | • | • | • |
| – Reversible carpet / vinyl cargo mat (CKK)  |   |   |   |   |   | 0 |
| Console – Full-length front floor console with two illuminated cup holders and two-tier armrest storage (CUF / CWP)                                | • | • | • | • | • | • |
| – Wireless charging pad (included with Luxury Tech Group II) (RFX)   |   | • | • | P | • | • |
| Display – 10.25-inch Thin Film Transistor (TFT) colour display (JAU)   | • | • | • | • | • | • |
| – 10.25-inch front-passenger interactive touchscreen display (RJA)   |   |   |   |   |   | • |
| – Head-Up Display - Includes wrapped instrument panel (included with Advanced Protech Group IV and Premium Pack) (LBK)                             |   |   |   |   | P | P |
| – Map-in-cluster display (JBA)   |   |   |   |   |   | • |
| Floor Mats – Front and rear (CLE)  | • | • | • | • | • |   |
| – Premium Berber (CCG)   |   |   |   |   |   | • |
| Headliner – Black (CHK)  |   |   | • |   |   |   |
| – Deluxe suede (CHE)   |   |   |   |   |   | • |
| Lighting – Glove box lamp (LBC)  | • | • | • | • | • | • |
| – Front reading / map lamps (LBG)  | • | • | • | • | • | • |
| – Rear reading / courtesy lamps (LBH)  | • | • | • | • | • | • |
| – LED front footwell lighting (LBB)  | • | • | • | • | • | • |
| – Footwell courtesy lamp - Rear (LBW)  |   |   |   |   |   | • |
| – Door courtesy lamps (LCB)  |   |   |   |   |   | • |
| – Ambient LED interior lighting (LCJ)  |   |   |   | • | • |   |
| – Multi-colour ambient LED interior lighting (LBZ)   |   |   |   |   |   | • |
| – Front- and rear-door LED map pockets (LBU)   | • | • | • | • | • | • |
| – Illuminated sill plates (LPI)  |   |   |   |   |   | • |
| Memory System – Driver’s-seat (LEQ)  |   |   |   | • | • | • |
| – Passenger-seat (LE5)   |   |   |   |   |   | • |
| – Steering column (packaged with Luxury Tech Group II) (LEW)   |   |   |   |   | P | • |
| – Exterior mirrors (LEM)   |   |   |   | • | • | • |
| Mirrors – Rearview, day / night (GNA)  | • | • | • | • |   |   |
| – Rearview, digital auto-dimming display (packaged with Luxury Tech Group II) (GRG)  |   |   |   |   | P | • |
| – Sun visors with illuminated vanity (GNC)   | • | • | • | • | • | • |
| Seat Fabrics – Capri leatherette with perforated suede (available in Global Black) (*DZ)   |   |   | • |   |   |   |
| – Origin and Essence cloth with Light Tungsten accent stitching  | • | • |   |   |   |   |
| – Capri leatherette (available in Global Black or Global Black / Wicker Beige) (*B6)   |   |   |   |   | • |   |
| – Capri leatherette with Axis II perforations (available in Global Black or Global Black / Wicker Beige; standard with Luxury Tech Group II) (*D6) |   |   |   |   | P |   |
| – Nappa leather with Axis II perforations (available in Global Black) (*FL)  |   |   |   |   |   | • |
| – Palermo leather with quilted Palermo leather bolsters (available in Global Black or Tupelo / Black) (*EC)  |   |   |   |   |   | • |

# 2026 JEEP GRAND CHEROKEE

## STANDARD FEATURES AND OPTIONS

### CPOS PACKAGE

#### INTERIOR FEATURES (CONTINUED)

|  | Laredo | Laredo X | Laredo Altitude | Limited | Limited Reserve <sup>®</sup> | Summit |
|--|--------|----------|-----------------|---------|------------------------------|--------|
|  | 2TL    | 2TP      | 2T5             | 2T6     | 2T1                          | 2T3    |
| Seating (Front) – Driver’s, eight-way power-adjust (JVG) | •      | •        | •               | •       | •                            |        |
| – Driver’s, 12-way power-adjust (JVJ)                    |        |          |                 |         |                              | •      |
| – Front-passenger, four-way manual-adjust (JWA)          | •      | •        | •               |         |                              |        |
| – Front-passenger, eight-way power-adjust (JWG)          |        |          |                 | •       | •                            |        |
| – Front-passenger, 12-way power-adjust (JWJ)             |        |          |                 |         |                              | •      |
| – Four-way adjustable headrests (CDP)                    | •      | •        | •               | •       | •                            | •      |
| – Heated front-row (JPM)                                 | •      | •        | •               | •       | •                            | •      |
| – Ventilated front-row (CAJ)                             |        |          |                 |         | •                            | •      |
| – Massage - Power seatback, driver’s (CE9)               |        |          |                 |         |                              | •      |
| – Massage - Power seatback, front-passenger (CE5)        |        |          |                 |         |                              | •      |
| – Memory - Driver’s seat (LEQ)                           |        |          |                 | •       | •                            | •      |
| – Memory - Front-passenger-seat (LE5)                    |        |          |                 |         |                              | •      |
| Seating (Second-Row) – 60/40 split-folding rear (CFN)    |        |          | •               | •       | •                            | •      |
| – Heated second-row (JPZ)                                |        |          |                 | •       | •                            | •      |
| – Ventilated second-row (CAH)                            |        |          |                 |         |                              | •      |
| Steering Wheel – Techno-leather (SCJ)                    | •      | •        | •               | •       | •                            |        |
| – Leather-wrapped (SCC)                                  |        |          |                 |         |                              | •      |
| – Heated (NHS)   | •      | •        | •               | •       | •                            | •      |
| – Mounted audio controls (RDZ)                           | •      | •        | •               | •       | •                            | •      |
| – Mounted shift control (XBQ)                            | •      | •        | •               | •       | •                            | •      |
| Windows – Power front, one-touch up/down (JP3)           | •      | •        | •               | •       | •                            |        |
| – Power front/rear, one-touch up/down (JSB)              |        |          |                 |         |                              | •      |
| – Power global down with key fob (XTX)                   |        |          |                 |         |                              | •      |
| – Shades - Second-row, manual (GF1)                      |        |          |                 |         |                              | •      |

#### UCONNECT<sup>®</sup> MULTIMEDIA

|   |   |   |   |   |   |   |
|---|---|---|---|---|---|---|
| Media Hub – Includes two full-function USB ports and auxiliary jack (RSF)   | • | • | • | • | • | • |
| – Second-row dual USB ports (charge only) (RS2)   | • | • | • | • | • | • |
| Power Outlet – 12-volt, auxiliary (JKP)   | • | • | • | • | • | • |
| – 12-volt, rear cargo area (JJM)  | • | • | • | • | • | • |
| – 115-volt, auxiliary (JKV)   |   | • | • | • | • | • |
| Speakers – Six premium (RCJ)  |   |   | • |   |   |   |
| – Alpine <sup>®</sup> Premium Audio System with nine speakers, subwoofer and 506-watt amplifier (RC3)                                   |   |   |   | • | • |   |
| – Premium McIntosh <sup>®</sup> High-Performance Audio System with 19 speakers, 10-inch subwoofer, 17-channel, 950-watt amplifier (RCA) |   |   |   |   |   | • |
| – Active Noise Control System (JLW)   |   |   | • | • | • | • |
| – Active Sound Enhancement (JLX)  |   |   |   | • | • | • |

• = Standard. 0 = Optional. P = Available with Package noted. F = Fleet only.

## STANDARD FEATURES AND OPTIONS

### CPOS PACKAGE

#### UCONNECT MULTIMEDIA (CONTINUED)

|  | Laredo | Laredo X | Laredo Altitude | Limited | Limited Reserve | Summit |
|--|--------|----------|-----------------|---------|-----------------|--------|
|  | 2TL    | 2TP      | 2T5             | 2T6     | 2T1             | 2T3    |
| SiriusXM <sup>®</sup> with 360L <sup>(10)</sup> (RTU)  |        | •        | •               | •       | •               | •      |
| Connected Travel and Traffic Services <sup>(8)</sup> (RTV)   |        |          | •               | •       | •               | •      |
| Wireless Apple CarPlay Integration <sup>(6)</sup> and Android Auto <sup>™</sup> Capability <sup>(6)</sup> (RFP/RF5)  | •      | •        | •               | •       | •               | •      |
| Uconnect 5 with 8.4-inch Display   | •      | •        |                 |         |                 |        |
| Uconnect 5 NAV with 12.3-inch Display – Includes 12.3-inch touchscreen display, GPS Navigation <sup>(5)</sup> , GPS antenna input, HD radio, Integrated Voice Command, integrated centre stack, SiriusXM with 360L <sup>(10)</sup> wireless Apple CarPlay integration <sup>(6)</sup> and Android Auto capability <sup>(6)</sup> , Jeep Connect <sup>(7)</sup> with trial, 4G LTE Wi-Fi Hotspot <sup>(12)</sup> (three-month/1GB trial subscription, whichever comes first), and Connected Travel and Traffic Services <sup>(8)</sup> (UBX) |        |          | •               | •       | •               | •      |

#### SAFETY & SECURITY

|   |   |   |   |   |   |   |
|---|---|---|---|---|---|---|
| Air Bags <sup>(19)</sup> – Advanced multistage, driver’s and front-passenger (CG3)  | • | • | • | • | • | • |
| – Supplemental side-curtain for front and rear (CJ2)  | • | • | • | • | • | • |
| – Supplemental front-seat-mounted side (CJ1)  | • | • | • | • | • | • |
| – Driver’s- and passenger-side inflatable knee bolster (CGY/CHF)  | • | • | • | • | • | • |
| Brake Systems – Antilock four-wheel disc (BRY/BR1)  | • | • | • | • | • | • |
| – Antilock four-wheel Ferritic Nitrocarburizing (FNC) disc (BR2)  |   |   |   |   |   | • |
| – Advanced Brake Assist <sup>(2)</sup> (BGG)  |   |   | • | • | • | • |
| – Rain Brake Support (BHC)  | • | • | • | • | • | • |
| – Ready Alert Braking (BHD)   | • | • | • | • | • | • |
| – Electric Park Brake (XC4)   | • | • | • | • | • | • |
| – Full-Speed Forward Collision Warning with Active Braking <sup>(2)</sup> (LSU)   | • | • | • | • | • | • |
| – Pedestrian/Cyclist Emergency Braking <sup>(2)</sup> (LST)   | • | • | • | • | • | • |
| Camera Systems – ParkView <sup>®</sup> Rear Back-Up Camera <sup>(2)</sup> (XAC)   | • | • | • | • |   |   |
| – 360° Surround-View Camera System <sup>(1)</sup> – Includes Integrated Off-Road Camera <sup>(2)</sup> (packaged with Luxury Tech Group II) (XAK/XNY) |   |   |   |   | P | • |
| – Integrated Off-Road Camera <sup>(2)</sup> (packaged with 360° Surround-View Camera System <sup>(1)</sup> ) (XNY)                                    |   |   |   |   | P | • |
| – Rear back-up camera <sup>(2)</sup> washer (packaged with Luxury Tech Group II) (JHE)  |   |   |   |   | P | • |
| Driving Assist Systems – Active Driving Assist Systems <sup>(2)</sup> (SJJ)   |   |   | • | • | • | • |
| – Hands-Free Active Driving Assist System <sup>(2)</sup> (requires Advanced Protech Group IV and Trailer Tow Package) (SJH)                           |   |   |   |   |   | 0 |
| – Active Lane Management System <sup>(2)</sup> (XNW)  | • | • | • | • | • | • |
| – Adaptive Cruise Control (ACC) with Stop and Go <sup>(2)</sup> (NHZ)   | • | • | • | • | • | • |
| – Blind-Spot Monitoring (BSM) <sup>(2)</sup> and Rear Cross-Path Detection System <sup>(2)</sup> (XAN)  | • | • | • | • | • | • |
| – Electronic Stability Control (ESC) <sup>(3)</sup> (BNB)   | • | • | • | • | • | • |
| – Drowsy-Driver Detection <sup>(2)</sup> (XNM)  |   |   |   |   |   | • |
| – Hill Start Assist (BNG)   | • | • | • | • | • | • |
| – Hill Descent Control (BNH)  |   |   |   |   |   | • |
| – Intersection Collision Assist System <sup>(4)</sup> (XPS)   |   |   | • | • | • | • |

# 2026 JEEP GRAND CHEROKEE

## STANDARD FEATURES AND OPTIONS

|   | Laredo | Laredo X | Laredo Altitude | Limited | Limited Reserve <sup>®</sup> | Summit |
|---|--------|----------|-----------------|---------|------------------------------|--------|
|   | 2TL    | 2TP      | 2T5             | 2T6     | 2T1                          | 2T3    |
| <b>SAFETY &amp; SECURITY (CONTINUED)</b>  |        |          |                 |         |                              |        |
| Driving Assist Systems (continued) – Traffic Sign Recognition System <sup>(5)</sup> (SJB)   |        |          | •               | •       | •                            | •      |
| – Night-Vision Pedestrian/ Animal Detection <sup>(4)</sup> (packaged with Advanced Protech Group IV, along with Premium Pack) (XNT) |        |          |                 |         | P                            | P      |
| Park Assist Systems – Park-Sense <sup>®</sup> Rear Park Assist with Stop <sup>(2)</sup> (XH3)                                       | •      | •        | •               | •       |                              |        |
| – Park-Sense Front/ Rear Park Assist with Stop <sup>(2)</sup> (packaged with Luxury Tech Group II) (XH4)                            |        |          |                 | P       | •                            |        |
| – Parallel and Perpendicular Park and Unpark Assist with Stop System <sup>(2)</sup> - Includes Side-Distance Warning (XPL/ XAJ)     |        |          |                 |         |                              | •      |
| Remote Start System (XBM)   |        | •        | •               | •       | •                            | •      |
| Rear-Seat Reminder Alert (JFB)  | •      | •        | •               | •       | •                            | •      |
| Passive Entry – Front doors, liftgate (GXD)   | •      | •        | •               | •       |                              |        |
| – Front and rear doors, liftgate (packaged with Luxury Tech Group II) (GX5)   |        |          |                 | P       | •                            | •      |
| Security Alarm <sup>(20)</sup> (LSA)  | •      | •        | •               | •       | •                            | •      |
| Tire Systems – Tire Pressure Monitoring Display (XGM)   | •      | •        | •               | •       | •                            | •      |
| – Selectable Tire-Fill Alert (LA5)  |        | •        | •               | •       | •                            | •      |
| Trailer Hitch Zoom (included with Trailer Tow Package) (XNQ)  | P      | P        | P               | P       | P                            | •      |
| Trailer Sway Damping <sup>(2)</sup> (BNT)   | •      | •        | •               | •       | •                            | •      |
| Universal Garage Door Opener <sup>(22)</sup> (XGD)  |        |          |                 | •       | •                            | •      |

## STANDARD FEATURES AND OPTIONS

|  | Laredo | Laredo X | Laredo Altitude | Limited | Limited Reserve | Summit |
|--|--------|----------|-----------------|---------|-----------------|--------|
|  | 2TL    | 2TP      | 2T5             | 2T6     | 2T1             | 2T3    |
| <b>PACKAGES/EQUIPMENT GROUPS</b>   |        |          |                 |         |                 |        |
| Advanced Protech Group IV – Includes Head-Up Display, Night-Vision Pedestrian/ Animal Detection <sup>(4)</sup> and windshield wiper de-icer (AAN)  |        |          |                 |         |                 | 0      |
| Limited Altitude Package – Includes 20-inch Gloss Black-painted aluminum wheels, Dark Neutral Metallic exterior accents, dual-pane panoramic sunroof and Limited Badge Delete (ACA)  |        |          |                 | 0       |                 |        |
| Luxury Tech Group II – Includes Capri leatherette seats with Axis II perforated inserts, auto-dimming exterior driver’s mirror, passive entry for front/ rear doors and liftgate, digital auto-dimming rearview display mirror, wireless charging pad, rain-sensitive windshield wipers, power tilt/ telescoping steering column, 360° Surround-View Camera System, <sup>(1)</sup> rear back-up camera <sup>(2)</sup> washer, Integrated Off-Road Camera <sup>(2)</sup> and Park-Sense Front/ Rear Park Assist with Stop <sup>(2)</sup> (requires dual-pane panoramic sunroof) (AJW) |        |          |                 | 0       |                 |        |
| Mopar <sup>®</sup> Finishing Package – Includes Mopar Paint Protection Film and Mopar Front and Rear Splash Guards (ACX)   |        |          | 0               | 0       | 0               | 0      |
| Obsidian Package – Includes Dark Neutral Metallic exterior accents, painted door cladding and 21-inch fully painted High-Gloss Black Noise aluminum wheels (AMP)   |        |          |                 |         |                 | 0      |
| Premium Pack – Includes Head-Up Display, windshield wiper de-icer and Night-Vision Pedestrian/ Animal Detection <sup>(4)</sup> (ADT)   |        |          |                 |         | 0               |        |
| Trailer Tow Package – Includes Class IV hitch receiver, seven- and four-pin wiring harness, rear load-levelling suspension, full-size spare tire and trailer hitch zoom (ABR)  | 0      | 0        | 0               | 0       | 0               | •      |

• = Standard. 0 = Optional. P = Available with Package noted. F = Fleet only.

# 2026 JEEP® GRAND CHEROKEE L



## SELECT FEATURES

- New 2.0L Hurricane 4 Turbo engine with Engine Stop/Start (ESS) Technology paired with 8-speed Automatic transmission
- New 3.6L Pentastar™ V6 Variable Valve Timing (VVT) engine with ESS Technology
- New Silver Silk exterior accents
- New Uconnect® 5 NAV System with 12.3-inch touchscreen display and GPS Navigation<sup>(15)</sup> (Available)
- Redesigned front grille and front fascia
- Redesigned instrument panel with soft-touch materials
- 10-inch Head-Up Display (Available)
- 10.25-inch digital Driver Information Display
- 10.25-inch front-passenger interactive touchscreen display (Available)
- Choice of 18-, 20- and 21-inch aluminum wheels
- Choice of three 4x4 systems: Quadra-Trac I®, Quadra-Trac II® or Quadra-Drive® II (Available)
- Dark Appearance Packages (Available)
- Dual-pane panoramic sunroof (Available)
- Hands-free power liftgate (Available)
- Heated, ventilated and massaging seats (Available)
- Interior Rear-Facing Camera<sup>(27)</sup> (Available)
- Jeep Connect<sup>(7)</sup> with 4G LTE Wi-Fi Hotspot<sup>(12)</sup> (three-month/1GB trial subscription)
- LED headlamps, taillamps and daytime running lamps (DRLs)
- Power heated, power-folding mirrors with memory (Available)

- Premium McIntosh® High-Performance Audio System with 19 speakers (Available)
- Quadra-Lift® Air Suspension with Semi-Active Damping (Available)
- Rear-Seat Video Group I with Seatback Video Screens and Amazon Fire TV<sup>(9)</sup> Built-In (Available)
- Selec-Terrain® Traction Management System (Available)
- Seven-passenger seating – Second-row bench seat with 60/40 manual-folding Tip-and-Slide, power-folding seatbacks
- Six-passenger seating – Second-row bucket seats (Available)
- Third-row 50/50 manual-folding seats
- Trailer Tow Package with Class IV Hitch Receiver (4x4 models; Available)
- Wireless Apple CarPlay integration<sup>(6)</sup> and Android Auto™ capability<sup>(6)</sup>
- Wireless charging pad (Available)

## SAFETY & SECURITY

- 360° Surround-View Camera<sup>(1)</sup> with rear washer (Available)
- Active Driving Assist System<sup>(2)</sup> (Available)
- Active Lane Management System<sup>(2)</sup>
- Adaptive Cruise Control (ACC) with Stop and Go<sup>(2)</sup>
- Blind-Spot Monitoring (BSM)<sup>(2)</sup> and Rear Cross-Path Detection System<sup>(2)</sup>
- Child Seat Anchor System
- Drowsy-Driver Detection<sup>(2)</sup> (Available)
- Eight air bags<sup>(9)</sup> including full-length side curtain

- Electronic Stability Control (ESC)<sup>(3)</sup> – With Electronic Roll Mitigation, All-Speed Traction Control, Brake Assist<sup>(2)</sup> and four-wheel antilock brake system
- Full-Speed Forward Collision Warning with Active Braking<sup>(2)</sup>
- Intersection Collision Assist System<sup>(4)</sup> (Available)
- Night-Vision Pedestrian / Animal Detection<sup>(4)</sup> (Available)
- Park-Sense® Front / Rear Park Assist with Stop<sup>(2)</sup>
- Pedestrian / Cyclist Detection with Automatic Emergency Braking<sup>(2)</sup>
- Rain Brake Support
- Rain-sensitive windshield wipers (Available)
- Rear-seat reminder alert
- Switch-Activated Electric Park Brake
- Tire Pressure Monitoring System
- Traffic Sign Recognition System<sup>(5)</sup> (Available)
- Windshield wiper de-icer (Available)

| ENGINE                 | HORSEPOWER | TORQUE |
|------------------------|------------|--------|
| 2.0L Hurricane 4 Turbo | 324        | 332    |
| 3.6L Pentastar V6 VVT  | 293        | 260    |

| FUEL ECONOMY <sup>(17)</sup> L/100 km (mpg) |                    |
|---|--------------------|
| Fuel Economy (manufacturer's-estimated)     | City/Hwy           |
| – 2.0L Hurricane 4 Turbo                    | 11.7 (24)/9.4 (30) |
| – 3.6L Pentastar V6 VVT                     | 13 (22)/9.4 (30)   |

| TOWING* kg (lb)        |             |
|------------------------|-------------|
| 2.0L Hurricane 4 Turbo | 2818 (6200) |
| 3.6L Pentastar V6 VVT  | 2818 (6200) |

\*When properly equipped.

# 2026 JEEP® GRAND CHEROKEE L

## EXTERIOR PAINT COLOURS\*



\*Selections may not be available on all trim levels/models and may be limited/restricted based on availability.

| EXTERIOR DIMENSIONS, mm (in; unless otherwise specified) |              |
|--|--------------|
| Wheelbase  | 3091 (121.7) |
| Overall Length   | 5204 (204.9) |
| Overall Width (at mirrors)                               | 2149 (84.6)  |
| Overall Height   | 1816 (71.5)  |
| Ground Clearance – Standard suspension                   | 215 (8.5)    |
| – Air suspension (Pos #2)                                | 277 (10.9)   |
| Approach Angle (deg) – Standard suspension               | 20.6         |
| – Air suspension (Summit, Pos#2)                         | 28.2         |
| Departure Angle (deg) – Standard suspension              | 21.5         |
| – Air suspension (Pos#2)                                 | 23.6         |
| Breakover Angle (deg) – Standard suspension              | 18.2         |
| – Air suspension (Pos#2)                                 | 22.6         |
| Turning Diameter (curb-to-curb; m (ft))                  | 12.1 (39.6)  |
| Front Track  | 1660 (65.4)  |
| Rear Track   | 1660 (65.4)  |
| Base Curb Weights, kg (lb; 4x4)                          | 2128 (4658)  |
| Fuel Tank Capacity, L (US gal)                           | 87 (19.1)    |

| INTERIOR DIMENSIONS, mm (in; unless otherwise specified) |              |
|--|--------------|
| First Row  |              |
| – Headroom   | 1012 (39.8)  |
| – Legroom  | 1050 (41.3)  |
| – Shoulder room  | 1504 (59.2)  |
| – Hip room   | 1459 (57.4)  |
| Second Row   |              |
| – Headroom   | 1014 (39.9)  |
| – Legroom  | 1000 (39.4)  |
| – Shoulder room  | 1474 (58)    |
| – Hip room   | 1429 (56.3)  |
| Third Row  |              |
| – Headroom   | 947 (37.3)   |
| – Legroom  | 770 (30.3)   |
| – Shoulder room  | 1317 (51.9)  |
| – Hip room   | 1090 (42.9)  |
| Cargo Volume, L (cu ft) – Behind first-row seats         | 2396 (84.6)  |
| – Behind second-row seats                                | 1328 (46.9)  |
| – Behind third-row seats                                 | 487 (17.2)   |
| SAE Total Interior Passenger Volume (cu ft)              | 4505 (159.1) |
| Seating Capacity (max occupants)                         | up to 7      |

## STANDARD FEATURES AND OPTIONS

### CPOS PACKAGE

### ENGINES/TRANSMISSIONS

2.0L Hurricane 4 Turbo Engine with Engine Stop / Start (ESS) Technology (EC7) and 8-speed Automatic (DCJ/DC1)

3.6L Pentastar™ Variable Valve Timing (VVT) V6 Engine (ERC) and 8-speed TorqueFlite® Automatic (DFT)

### MECHANICAL FEATURES/CAPABILITY

Alternator – 240-amp (BAL)

Differentials – Conventional rear axle (DS8)

– Conventional front axle with disconnect (4x4 models only) (DSM)

– Electronic limited-slip rear axle (DSF)

Exhaust System – Dual exhaust tips (NEK)

Four-Wheel Drive (4WD) System – Quadra-Trac I® full-time single-speed 4WD (4x4 models only) (DHY)

– Quadra-Trac II® active 4WD - Includes two-speed transfer case (DKA)

– Quadra-Drive® II active 4WD - Includes two-speed transfer case and electronic Limited-Slip Differential (eLSD)

Fuel-Filler Door, Push-Push, Capless (XJ7 / XJM)

Fuel Tank – 87-litre-capacity (19.1-US gallon-capacity) (NF5)

Push-Button Start (GX4)

Selec-Terrain® Traction Management System – Console-mounted toggle switch with five traction control settings (4x4 models only) (XAB)

Steering – Electric power (SBL)

– Tilt/telescoping column (SUD)

– Power tilt/telescoping column (packaged with Luxury Tech Group II) (SUB)

Suspensions – Normal-duty (SDA)

– Quadra-Lift® Air Suspension System (4x4 models only) (SER)

– Rear load-levelling (included with Trailer Tow Package) (SES)

|   | Laredo | Laredo X | Laredo Altitude | Limited | Limited Reserve | Summit |
|---|--------|----------|-----------------|---------|-----------------|--------|
|   | 2TL    | 2TP      | 2T5             | 2T6     | 2T1             | 2T3    |
| CPOS PACKAGE  |        |          |                 |         |                 |        |
| ENGINES/TRANSMISSIONS   |        |          |                 |         |                 |        |
| 2.0L Hurricane 4 Turbo Engine with Engine Stop / Start (ESS) Technology (EC7) and 8-speed Automatic (DCJ/DC1)                         |        |          | •               | •       | •               | •      |
| 3.6L Pentastar™ Variable Valve Timing (VVT) V6 Engine (ERC) and 8-speed TorqueFlite® Automatic (DFT)                                  | •      | •        |                 |         |                 |        |
| MECHANICAL FEATURES/CAPABILITY  |        |          |                 |         |                 |        |
| Alternator – 240-amp (BAL)  |        |          | •               | •       | •               | •      |
| Differentials – Conventional rear axle (DS8)  | •      | •        | •               | •       | •               | •      |
| – Conventional front axle with disconnect (4x4 models only) (DSM)   | •      | •        | •               | •       | •               | •      |
| – Electronic limited-slip rear axle (DSF)   |        |          |                 |         |                 | •      |
| Exhaust System – Dual exhaust tips (NEK)  |        |          | •               | •       | •               | •      |
| Four-Wheel Drive (4WD) System – Quadra-Trac I® full-time single-speed 4WD (4x4 models only) (DHY)                                     | •      | •        | •               | •       | •               | •      |
| – Quadra-Trac II® active 4WD - Includes two-speed transfer case (DKA)   |        |          |                 |         |                 | •      |
| – Quadra-Drive® II active 4WD - Includes two-speed transfer case and electronic Limited-Slip Differential (eLSD)                      |        |          |                 |         |                 | •      |
| Fuel-Filler Door, Push-Push, Capless (XJ7 / XJM)  | •      | •        | •               | •       | •               | •      |
| Fuel Tank – 87-litre-capacity (19.1-US gallon-capacity) (NF5)   | •      | •        | •               | •       | •               | •      |
| Push-Button Start (GX4)   | •      | •        | •               | •       | •               | •      |
| Selec-Terrain® Traction Management System – Console-mounted toggle switch with five traction control settings (4x4 models only) (XAB) |        |          | •               | •       | •               | •      |
| Steering – Electric power (SBL)   | •      | •        | •               | •       | •               | •      |
| – Tilt/telescoping column (SUD)   | •      | •        | •               | •       |                 |        |
| – Power tilt/telescoping column (packaged with Luxury Tech Group II) (SUB)  |        |          |                 | P       | •               | •      |
| Suspensions – Normal-duty (SDA)   | •      | •        | •               | •       | •               | •      |
| – Quadra-Lift® Air Suspension System (4x4 models only) (SER)  |        |          |                 |         |                 | •      |
| – Rear load-levelling (included with Trailer Tow Package) (SES)   |        |          | P               | P       | P               |        |

• = Standard. 0 = Optional. P = Available with Package noted. F = Fleet only.

# 2026 JEEP® GRAND CHEROKEE L

|  | Laredo | Laredo X | Laredo Altitude | Limited | Limited Reserve | Summit |
|--|--------|----------|-----------------|---------|-----------------|--------|
| <b>STANDARD FEATURES AND OPTIONS</b>   |        |          |                 |         |                 |        |
| <b>CPOS PACKAGE</b>  | 2TL    | 2TP      | 2T5             | 2T6     | 2T1             | 2T3    |
| <b>EXTERIOR FEATURES</b>   |        |          |                 |         |                 |        |
| Door Handles – Body-colour (MNK)   | •      | •        | •               | •       | •               | •      |
| Exterior Accents – Silver Silk (MHY)   |        |          |                 | •       |                 | •      |
| – Dark Neutral Metallic (included with Limited Altitude Package and Obsidian Package) (MCF)  |        |          | •               | P       | •               | P      |
| Fascias – Moulded-in-colour lower front and rear (MLX/MLK)   | •      | •        | •               | •       |                 |        |
| – Painted lower front and rear (ML6/MLN)   |        |          |                 |         | •               | •      |
| Glass – Deep-tint privacy (GEG)  | •      | •        | •               | •       | •               | •      |
| – Acoustic laminated front-door (GAP)  | •      | •        | •               | •       | •               | •      |
| – Acoustic laminated rear-door (GAH)   | •      | •        | •               | •       | •               | •      |
| – Acoustic windshield (GAK)  | •      | •        | •               | •       | •               | •      |
| – Laminated rear (GAZ)   |        |          |                 |         |                 | •      |
| Grille – Active shutters (MDX)   |        |          | •               | •       | •               | •      |
| – Secondary active shutters (MDY)  |        | •        | •               | •       | •               | •      |
| – Upper grille texture - A (MAG)   | •      | •        | •               | •       |                 |        |
| – Upper grille texture - C (MAV)   |        |          |                 |         | •               | •      |
| Liftgate – Power (JRC)   |        | •        | •               | •       | •               |        |
| – Hands-free power (JK2)   |        |          |                 |         |                 | •      |
| – Door puddle lamp (LBP)   |        |          | •               | •       | •               | •      |
| Lighting – Automatic headlamps (LMG)   | •      | •        | •               | •       | •               | •      |
| – LED reflector headlamps (LPX)  | •      | •        | •               | •       | •               | •      |
| – LED low- / high-beam projector (LM6)   |        |          |                 |         |                 | •      |
| – LED daytime running lamps (DRLs), low-beam (LP2)   | •      | •        | •               | •       | •               | •      |
| – LED DRLs, park / turn (LPJ)  |        |          |                 |         |                 | •      |
| – Front LED fog lamps (LNV)  |        |          |                 | •       | •               |        |
| – Front cornering LED fog lamps (LNB)  |        |          |                 |         |                 | •      |
| – Front lighting animation (LNZ)   |        |          |                 |         |                 | •      |
| – Auto High-Beam Headlamp Control System (LMS)   |        |          |                 | •       | •               | •      |
| Mirrors – Base - Power-adjusting, heated, manual-folding in Gloss Black with turn signals (GUB)  | •      | •        | •               |         |                 |        |
| – Mid - Power-adjusting, heated, manual-folding in Gloss Black with turn signals and memory (GUC)  |        |          |                 | •       |                 |        |
| – Mid - Power-adjusting, heated, manual-folding in Gloss Black with turn signals, memory and auto-dimming on driver’s side (GUC)   |        |          |                 |         | •               |        |
| – High - Power-adjusting, heated, automatic power-folding in Gloss Black with turn signals, memory, auto-dimming on driver’s side, auto-adjust-in-Reverse and approach lamps (GUE) |        |          |                 |         |                 | •      |
| Roof – Body-colour (MXU)   | •      | •        | •               | •       | •               | •      |
| – Black-painted (MXS)  |        |          |                 |         |                 | •      |
| Roof Rails – Moulded-in-colour / Gloss Black (MWE)   | •      | •        | •               | •       |                 |        |
| – Gloss Black (MWZ)  |        |          |                 |         | •               | •      |
| Sunroof – Single-pane; power with express-open / -close and comfort-stop features (GWA)  |        | 0        | 0               |         |                 |        |
| – Dual-pane panoramic - Includes full power sunroof with power sunshade; ventilated / tilt glass in front and fixed glass in rear (included with Limited Altitude Package) (GWJ)   |        |          |                 | O/P     | •               | •      |

• = Standard. 0 = Optional. P = Available with Package noted. F = Fleet only.

|  | Laredo | Laredo X | Laredo Altitude | Limited | Limited Reserve | Summit |
|--|--------|----------|-----------------|---------|-----------------|--------|
| <b>STANDARD FEATURES AND OPTIONS</b>   |        |          |                 |         |                 |        |
| <b>CPOS PACKAGE</b>  | 2TL    | 2TP      | 2T5             | 2T6     | 2T1             | 2T3    |
| <b>EXTERIOR FEATURES (CONTINUED)</b>   |        |          |                 |         |                 |        |
| Tires – 265/60R18 BSW All-Season (A/S) LRR (TFB)   | •      | •        | •               | •       |                 |        |
| – 265/50R20 BSW A/S LRR (included with WHF and WHG wheels) (TLP)   |        |          | •               |         |                 |        |
| – P265/50R20 BSW A/S LRR (TKJ)   |        |          |                 |         | •               |        |
| – P275/45R21XL A/S (TXC)   |        |          |                 |         |                 | •      |
| – Compact spare (TBK)  | •      | •        | •               | •       | •               | •      |
| – Full-size spare (included with Trailer Tow Package) (TBP)  |        |          | P               | P       | P               | •      |
| Wheels – 18-inch polished aluminum with High-Gloss Black pockets (WLH)   |        |          |                 | •       |                 |        |
| – 20-inch High-Gloss Black Noise-painted aluminum (WHK)  |        |          |                 |         | •               |        |
| – 20-inch machined-face aluminum with High-Gloss Technical Grey pockets (included with Limited Altitude Package) (WHG) |        |          |                 | P       |                 |        |
| – 20-inch Gloss Black-painted aluminum (WHF)   |        |          | •               |         |                 |        |
| – 21-inch machined-face aluminum with High-Gloss Black-Noise pockets (WJE)   |        |          |                 |         |                 | •      |
| – 21-inch fully painted High-Gloss Black Noise aluminum (included with Obsidian Package) (WJC)                         |        |          |                 |         |                 | P      |
| Wiper System – Rain-sensitive windshield (included with Luxury Tech Group II) (JHC)                                    |        | •        | •               | P       | •               | •      |
| – Windshield wiper de-icer (included with Premium Pack and Advanced Protech Group IV) (NHL)                            |        |          |                 |         | P               | P      |
| <b>INTERIOR FEATURES</b>   |        |          |                 |         |                 |        |
| Accents – AN-Teak / Satin Chrome (XTG)   |        |          | •               | •       | •               |        |
| – Walnut Wood / Liquid Chrome (XTJ)  |        |          |                 |         |                 | •      |
| Air Conditioning – Dual-Zone automatic temperature control (HAF)   | •      | •        | •               | •       | •               |        |
| – Four-Zone automatic temperature control (HAL)  |        |          |                 |         |                 | •      |
| Cargo Area – Cargo tie-down loops (CKT)  | •      | •        | •               | •       | •               | •      |
| – 12-volt auxiliary power outlet (JJM)   | •      | •        | •               | •       | •               | •      |
| – Overhead area lighting - LED (LCP)   | •      | •        | •               | •       | •               | •      |
| – Reversible carpet / vinyl cargo mat (CKK)  |        |          |                 |         |                 | 0      |
| Console – Full-length front floor console with two illuminated cup holders and two-tier armrest storage (CUF / CWP)    | •      | •        | •               | •       | •               | •      |
| – Wireless charging pad (included with Luxury Tech Group II) (RFX)   |        | •        | •               | P       | •               | •      |
| Display – 10.25-inch Thin Film Transistor (TFT) colour display (JAU)   | •      | •        | •               | •       | •               | •      |
| – 10.25-inch front-passenger interactive touchscreen display (RJA)   |        |          |                 |         |                 | •      |
| – Head-Up Display - Includes wrapped instrument panel (included with Advanced Protech Group IV and Premium Pack) (LBK) |        |          |                 |         | P               | P      |
| – Map-in-cluster display (JBA)   |        |          |                 |         |                 | •      |
| Floor Mats – Front and rear (CLE)  | •      | •        | •               | •       | •               |        |
| – Premium Berber (CCG)   |        |          |                 |         |                 | •      |
| Headliner – Black (CHK)  |        |          | •               |         |                 |        |
| – Deluxe suede (CHE)   |        |          |                 |         |                 | •      |

# 2026 JEEP® GRAND CHEROKEE L

## STANDARD FEATURES AND OPTIONS

|  | Laredo | Laredo X | Laredo Altitude | Limited | Limited Reserve | Summit |
|--|--------|----------|-----------------|---------|-----------------|--------|
|  | 2TL    | 2TP      | 2T5             | 2T6     | 2T1             | 2T3    |
| <b>CPOS PACKAGE</b>  |        |          |                 |         |                 |        |
| <b>INTERIOR FEATURES (CONTINUED)</b>   |        |          |                 |         |                 |        |
| Lighting – Glove box lamp (LBC)  | •      | •        | •               | •       | •               | •      |
| – Front reading / map lamps (LBG)  | •      | •        | •               | •       | •               | •      |
| – Rear reading / courtesy lamps (LBH)  | •      | •        | •               | •       | •               | •      |
| – LED front footwell lighting (LBB)  | •      | •        | •               | •       | •               | •      |
| – Footwell courtesy lamp - Rear (LBW)  |        |          |                 |         |                 | •      |
| – Door courtesy lamps (LCB)  |        |          |                 |         |                 | •      |
| – Ambient LED interior lighting (LCJ)  |        |          |                 | •       | •               |        |
| – Multi-colour ambient LED interior lighting (LBZ)   |        |          |                 |         |                 | •      |
| – Front- and rear-door LED map pockets (LBU)   | •      | •        | •               | •       | •               | •      |
| – Illuminated sill plates (LP1)  |        |          |                 |         |                 | •      |
| Memory System – Driver’s-seat (LEQ)  |        |          |                 | •       | •               | •      |
| – Passenger-seat (LE5)   |        |          |                 |         |                 | •      |
| – Steering column (included with Luxury Tech Group II) (LEW)   |        |          |                 | P       | •               | •      |
| – Exterior mirrors (LEM)   |        |          |                 | •       | •               | •      |
| Mirrors – Rearview, day / night (GNA)  | •      | •        | •               | •       |                 |        |
| – Rearview, digital auto-dimming display (packaged with Luxury Tech Group II) (GRG)  |        |          |                 | P       | •               | •      |
| – Sun visors with illuminated vanity (GNC)   | •      | •        | •               | •       | •               | •      |
| Seat Fabrics – Capri leatherette with perforated suede (available in Global Black) (*DZ)   |        |          | •               |         |                 |        |
| – Origin and Essence cloth with Light Tungsten accent stitching  | •      | •        |                 |         |                 |        |
| – Capri leatherette (available in Global Black or Global Black / Wicker Beige) (*B6)   |        |          |                 | •       |                 |        |
| – Capri leatherette with Axis II perforations (available in Global Black or Global Black / Wicker Beige; standard with Luxury Tech Group II) (*D6) |        |          |                 | P       |                 |        |
| – Nappa leather with Axis II perforations (available in Global Black) (*FL)  |        |          |                 |         | •               |        |
| – Palermo leather with quilted Palermo leather bolsters (available in Global Black or Tupelo / Black) (*EC)  |        |          |                 |         |                 | •      |
| Seating (Front) – Driver’s, eight-way power-adjust (JVG)   | •      | •        | •               | •       | •               |        |
| – Driver’s, 12-way power-adjust (JVJ)  |        |          |                 |         |                 | •      |
| – Front-passenger, four-way manual-adjust (JWA)  | •      | •        | •               |         |                 |        |
| – Front-passenger, eight-way power-adjust (JWG)  |        |          |                 | •       | •               |        |
| – Front-passenger, 12-way power-adjust (JWJ)   |        |          |                 |         |                 | •      |
| – Four-way-adjustable headrests (CDP)  | •      | •        | •               | •       | •               | •      |
| – Heated front-row (JPM)   | •      | •        | •               | •       | •               | •      |
| – Ventilated front-row (CAJ)   |        |          |                 |         | •               | •      |
| – Massage - Power seatback, driver’s (CE9)   |        |          |                 |         |                 | •      |
| – Massage - Power seatback, front-passenger (CE5)  |        |          |                 |         |                 | •      |
| – Memory - Driver’s-seat (LEQ)   |        |          |                 | •       | •               | •      |
| – Memory - Front-passenger-seat (LE5)  |        |          |                 |         |                 | •      |

• = Standard. 0 = Optional. P = Available with Package noted. F = Fleet only.

## STANDARD FEATURES AND OPTIONS

|  | Laredo | Laredo X | Laredo Altitude | Limited | Limited Reserve | Summit |
|--|--------|----------|-----------------|---------|-----------------|--------|
|  | 2TL    | 2TP      | 2T5             | 2T6     | 2T1             | 2T3    |
| <b>CPOS PACKAGE</b>  |        |          |                 |         |                 |        |
| <b>INTERIOR FEATURES (CONTINUED)</b>   |        |          |                 |         |                 |        |
| Seating (Second-Row) – 60/40 split-folding rear (CFN)  |        |          | •               | •       | •               | •      |
| – Heated second-row (JPZ)  |        |          |                 | •       | •               | •      |
| – Ventilated second-row (CAH)  |        |          |                 |         |                 | •      |
| Steering Wheel – Techno-leather (SCJ)  | •      | •        | •               | •       | •               |        |
| – Leather-wrapped (SCC)  |        |          |                 |         |                 | •      |
| – Heated (NHS)   | •      | •        | •               | •       | •               | •      |
| – Mounted audio controls (RDZ)   | •      | •        | •               | •       | •               | •      |
| – Mounted shift control (XBQ)  | •      | •        | •               | •       | •               | •      |
| Windows – Power front, one-touch up / down (JP3)   | •      | •        | •               | •       | •               |        |
| – Power front / rear, one-touch up / down (JSB)  |        |          |                 |         |                 | •      |
| – Power global down with key fob (XTX)   |        |          |                 |         |                 | •      |
| – Shades - Second-row, manual (GF1)  |        |          |                 |         |                 | •      |
| <b>UCONNECT® MULTIMEDIA</b>  |        |          |                 |         |                 |        |
| Media Hub – Includes two full-function USB ports and auxiliary jack (RSF)  | •      | •        | •               | •       | •               | •      |
| – Second-row dual USB ports (charge only) (RS2)  | •      | •        | •               | •       | •               | •      |
| Power Outlet – 12-volt, auxiliary (JKP)  | •      | •        | •               | •       | •               | •      |
| – 12-volt, rear cargo area (JJM)   | •      | •        | •               | •       | •               | •      |
| – 115-volt, auxiliary (JKV)  |        | •        | •               | •       | •               | •      |
| Speakers – Six premium (RCJ)   |        |          | •               |         |                 |        |
| – Alpine® Premium Audio System with nine speakers, subwoofer and 506-watt amplifier (RC3)  |        |          |                 |         | •               | •      |
| – Premium McIntosh® High-Performance Audio System with 19 speakers, 10-inch subwoofer and 17-channel, 950-watt amplifier (RCA)   |        |          |                 |         |                 | •      |
| – Active Noise Control System (JLW)  |        |          | •               | •       | •               | •      |
| – Active Sound Enhancement (JLX)   |        |          |                 |         | •               | •      |
| SiriusXM® with 360L <sup>(10)</sup> (RTU)  |        | •        | •               | •       | •               | •      |
| Connected Travel and Traffic Services <sup>(6)</sup> (RTV)   |        |          | •               | •       | •               | •      |
| Wireless Apple CarPlay Integration <sup>(6)</sup> and Android Auto™ Capability <sup>(6)</sup> (RFP / RF5)  |        |          | •               | •       | •               | •      |
| Uconnect 5 with 8.4-inch Display   | •      | •        |                 |         |                 |        |
| Uconnect 5 NAV with 12.3-inch Display – Includes 12.3-inch touchscreen display, GPS Navigation, <sup>(15)</sup> GPS antenna input, HD radio, Integrated Voice Command, integrated centre stack, SiriusXM with 360L, <sup>(10)</sup> wireless Apple CarPlay integration <sup>(6)</sup> and Android Auto capability; <sup>(6)</sup> Jeep Connect <sup>(7)</sup> with trial, 4G LTE Wi-Fi Hotspot <sup>(12)</sup> (three-month / 1GB trial subscription, whichever comes first), and Connected Travel and Traffic Services <sup>(6)</sup> (UBX) |        |          | •               | •       | •               | •      |

# 2026 JEEP GRAND CHEROKEE L

## STANDARD FEATURES AND OPTIONS

|   | Laredo | Laredo X | Laredo Altitude | Limited | Limited Reserve | Summit |
|---|--------|----------|-----------------|---------|-----------------|--------|
| CPOS PACKAGE  | 2TL    | 2TP      | 2T5             | 2T6     | 2T1             | 2T3    |
| <b>SAFETY &amp; SECURITY</b>  |        |          |                 |         |                 |        |
| Air Bags <sup>(19)</sup> – Advanced multistage, driver’s and front-passenger (CG3)  | •      | •        | •               | •       | •               | •      |
| – Supplemental side-curtain for front and rear (CJ2)  | •      | •        | •               | •       | •               | •      |
| – Supplemental front-seat-mounted side (CJ1)  | •      | •        | •               | •       | •               | •      |
| – Driver’s- and passenger-side inflatable knee bolster (CGY / CHF)  | •      | •        | •               | •       | •               | •      |
| Brake Systems – Antilock four-wheel disc (BRY / BR1)  | •      | •        | •               | •       | •               | •      |
| – Antilock four-wheel Ferritic Nitrocarburizing (FNC) disc (BR2)  |        |          |                 |         |                 | •      |
| – Advanced Brake Assist <sup>(2)</sup> (BGG)  |        |          | •               | •       | •               | •      |
| – Rain Brake Support (BHC)  | •      | •        | •               | •       | •               | •      |
| – Ready Alert Braking (BHD)   | •      | •        | •               | •       | •               | •      |
| – Electric Park Brake (XC4)   | •      | •        | •               | •       | •               | •      |
| – Full-Speed Forward Collision Warning with Active Braking <sup>(2)</sup> (LSU)   | •      | •        | •               | •       | •               | •      |
| – Pedestrian / Cyclist Emergency Braking <sup>(2)</sup> (LST)   | •      | •        | •               | •       | •               | •      |
| Camera Systems – ParkView <sup>®</sup> Rear Back-Up Camera <sup>(2)</sup> (XAC)   | •      | •        | •               | •       |                 |        |
| – 360° Surround-View Camera System <sup>(1)</sup> - Includes Integrated Off-Road Camera <sup>(2)</sup> (packaged with Luxury Tech Group II) (XAK / XNY) |        |          |                 |         | P               | •      |
| – Integrated Off-Road Camera <sup>(2)</sup> (packaged with 360° Surround-View Camera System <sup>(1)</sup> ) (XNY)                                      |        |          |                 |         | P               | •      |
| – Rear back-up camera <sup>(2)</sup> washer (packaged with Luxury Tech Group II) (JHE)  |        |          |                 |         | P               | •      |
| Driving Assist Systems – Active Driving Assist <sup>(2)</sup> (SJJ)   |        |          | •               | •       | •               | •      |
| – Hands-Free Active Driving Assist System <sup>(2)</sup> (requires Advanced Protech Group IV and Trailer Tow Package) (SJH)                             |        |          |                 |         |                 | 0      |
| – Active Lane Management System <sup>(2)</sup> (XNW)  | •      | •        | •               | •       | •               | •      |
| – Adaptive Cruise Control (ACC) with Stop and Go <sup>(2)</sup> (NHZ)   | •      | •        | •               | •       | •               | •      |
| – Blind-Spot Monitoring (BSM) <sup>(2)</sup> and Rear Cross-Path Detection System <sup>(2)</sup> (XAN)  | •      | •        | •               | •       | •               | •      |
| – Electronic Stability Control (ESC) <sup>(3)</sup> (BNB)   | •      | •        | •               | •       | •               | •      |
| – Drowsy-Driver Detection <sup>(2)</sup> (XNM)  |        |          |                 |         |                 | •      |
| – Hill Start Assist (BNG)   | •      | •        | •               | •       | •               | •      |
| – Hill Descent Control (BNH)  |        |          |                 |         |                 | •      |
| – Intersection Collision Assist System <sup>(4)</sup> (XPS)   |        |          | •               | •       | •               | •      |
| – Traffic Sign Recognition System <sup>(5)</sup> (SJB)  |        |          | •               | •       | •               | •      |
| – Night-Vision Pedestrian / Animal Detection <sup>(4)</sup> (packaged with Advanced Protech Group IV and Premium Pack) (XNT)                            |        |          |                 |         | P               | P      |

## STANDARD FEATURES AND OPTIONS

|   | Laredo | Laredo X | Laredo Altitude | Limited | Limited Reserve | Summit |
|---|--------|----------|-----------------|---------|-----------------|--------|
| CPOS PACKAGE  | 2TL    | 2TP      | 2T5             | 2T6     | 2T1             | 2T3    |
| <b>SAFETY &amp; SECURITY (CONTINUED)</b>  |        |          |                 |         |                 |        |
| Park Assist Systems – Park-Sense <sup>®</sup> Rear Park Assist with Stop <sup>(2)</sup> (XH3)   | •      | •        | •               | •       |                 |        |
| – Park-Sense Front / Rear Park Assist with Stop <sup>(2)</sup> (packaged with Luxury Tech Group II) (XH4)   |        |          |                 |         | P               | •      |
| – Parallel and Perpendicular Park and Unpark Assist with Stop System <sup>(2)</sup> - Includes Side-Distance Warning (XPL / XAJ)  |        |          |                 |         |                 | •      |
| Remote Start System (XBM)   |        | •        | •               | •       | •               | •      |
| Rear-Seat Reminder Alert (JFB)  | •      | •        | •               | •       | •               | •      |
| Passive Entry – Front doors, liftgate (GXD)   | •      | •        | •               | •       |                 |        |
| – Front and rear doors, liftgate (packaged with Luxury Tech Group II) (GX5)   |        |          |                 |         | P               | •      |
| Security Alarm <sup>(20)</sup> (LSA)  | •      | •        | •               | •       | •               | •      |
| Tire Systems – Tire Pressure Monitoring Display (XGM)   | •      | •        | •               | •       | •               | •      |
| – Selectable Tire-Fill Alert (LA5)  |        | •        | •               | •       | •               | •      |
| Trailer Hitch Zoom (included with Trailer Tow Package) (XNQ)  | P      | P        | P               | P       | P               | •      |
| Trailer Sway Damping <sup>(2)</sup> (BNT)   | •      | •        | •               | •       | •               | •      |
| Universal Garage Door Opener <sup>(22)</sup> (XGD)  |        |          |                 |         | •               | •      |
| <b>PACKAGES / EQUIPMENT GROUPS</b>  |        |          |                 |         |                 |        |
| Advanced Protech Group IV – Includes Head-Up Display, Night-Vision Pedestrian / Animal Detection <sup>(4)</sup> and windshield wiper de-icer (AAN)  |        |          |                 |         |                 | 0      |
| Limited Altitude Package – Includes 20-inch Gloss Black-painted aluminum wheels, Dark Neutral Metallic exterior accents, dual-pane panoramic sunroof and Limited Badge Delete (ACA)   |        |          |                 |         | 0               |        |
| Luxury Tech Group II – Includes Capri leatherette seats with Axis II perforated inserts, auto-dimming exterior driver’s mirror, passive entry for front / rear doors and liftgate, digital auto-dimming rearview display mirror, wireless charging pad, rain-sensitive windshield wipers, power tilt / telescoping steering column, 360° Surround-View Camera System, <sup>(1)</sup> rear back-up camera <sup>(2)</sup> washer, Integrated Off-Road Camera <sup>(2)</sup> and Park-Sense Front / Rear Park Assist with Stop <sup>(2)</sup> (requires dual-pane panoramic sunroof) (AJW) |        |          |                 |         | 0               |        |
| Mopar <sup>®</sup> Finishing Package – Includes Mopar Paint Protection Film and Mopar Front and Rear Splash Guards (ACX)  |        |          | 0               | 0       | 0               | 0      |
| Obsidian Package – Includes Dark Neutral Metallic exterior accents, painted door cladding and 21-inch fully painted High-Gloss Black Noise-painted aluminum wheels (AMP)  |        |          |                 |         |                 | 0      |
| Premium Pack – Includes Head-Up Display, windshield wiper de-icer and Night-Vision Pedestrian / Animal Detection <sup>(4)</sup> (ADT)   |        |          |                 |         |                 | 0      |
| Trailer Tow Package – Includes Class IV hitch receiver, seven- and four-pin wiring harness, rear load-levelling suspension, full-size spare tire and trailer hitch zoom (ABR)   | 0      | 0        | 0               | 0       | 0               | •      |

• = Standard. 0 = Optional. P = Available with Package noted. F = Fleet only.

# 2026 JEEP® GRAND WAGONEER



## SELECT FEATURES

- 3.0L Hurricane Standard-Output (SO) Twin-Turbo engine with 8-speed Automatic transmission
- 10.25-inch Thin Film Transistor (TFT) cluster display
- 60/40 third-row bench
- Active one-speed transfer case
- Ambient LED base lighting
- Antispin rear limited-slip differential
- Auto-dimming (electro chromatic) rearview mirror
- Capri leather-trimmed seating
- Cargo Net
- Class IV hitch with seven- and four-pin wiring harness
- Driver's seat and radio memory settings
- Eight-way power front seats with four-way power lumbar
- Four-way manual headrests
- Front console wireless phone charger
- Heated steering wheel
- Heated/ventilated front seats
- Heavy-duty engine cooling
- Power tilt/telescoping steering column with memory
- Power-release tip/fold second-row bucket seats

- Premium Alpine® Sound System with nine speakers
- Rear load-levelling system
- Selectable tire-fill assist
- Selec-Terrain®
- Seven-passenger seating with Easy-Entry Captain's Chairs
- Third-row manual fold/recline seat (SWB)/power recline (LWB)
- Third-row remote headrest dump
- Three-zone climate control
- Uconnect® 5 NAV with 12-inch display

## SAFETY & SECURITY

- Active Front/Rear Park Assist/Rear with Stop<sup>(2)</sup>
- Active Lane Management System<sup>(2)</sup>
- Adaptive Cruise Control (ACC) with Stop<sup>(2)</sup>
- Blind-Spot Monitoring (BSM)<sup>(2)</sup> and Rear Cross-Path Detection System<sup>(2)</sup>
- Drowsy-Driver Detection<sup>(2)</sup>
- Full-Speed Forward Collision Warning Plus<sup>(2)</sup>
- Intersection Collision Assist System<sup>(4)</sup>
- Level 2 Active Driver Assist (lane centring)
- Pedestrian/Cyclist Detection with Automatic Emergency Braking<sup>(2)</sup>
- Traffic Sign Recognition System<sup>(5)</sup>

## AVAILABLE FLEET FEATURES

- 12-inch TFT cluster
- Cargo cover
- Luxury front and rear floor mats
- Head-Up Display
- Interior rear-facing camera<sup>(27)</sup>
- MX950 McIntosh® with 19 speakers
- Power side steps
- Premium instrument panel (PUR-wrapped instrument panel top pad/mid)
- Reversible carpet/vinyl cargo mat
- Tri-pane sunroof

| ENGINE                                    | HORSEPOWER | TORQUE |
|---|------------|--------|
| 3.0L I-6 Hurricane SO Twin-Turbo with ESS | 420        | 468    |

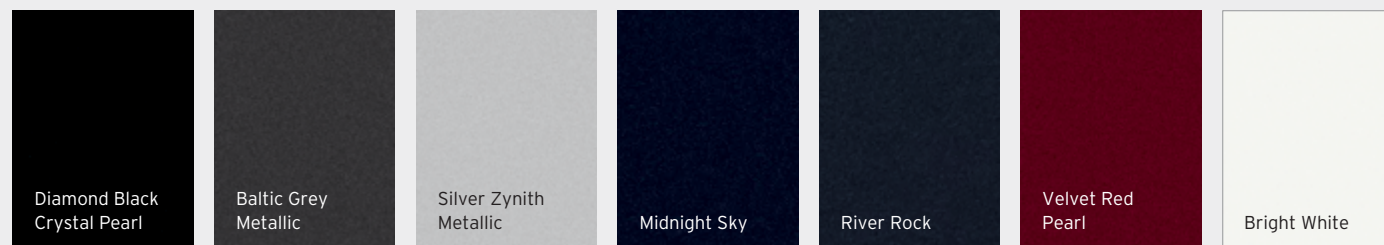
| TOWING,* kg (lb)  |                             |
|---|-----------------------------|
| Maximum Towing – 3.0L I-6 Hurricane SO Twin-Turbo with ESS (4WD, SWB/LWB) | 4535 (10,000) / 4467 (9860) |

\*When properly equipped.

| FUEL ECONOMY: <sup>(27)</sup> L/100 km (mpg)      |                       |
|---|-----------------------|
| Fuel Economy (manufacturer's-estimated)           | City/Hwy              |
| – 3.0L I-6 Hurricane SO Twin-Turbo with ESS (4WD) | 14.2 (20) / 10.4 (27) |

# 2026 JEEP® GRAND WAGONEER

## EXTERIOR PAINT COLOURS\*



\*Selections may not be available on all trim levels/models and may be limited/restricted based on availability.

| EXTERIOR DIMENSIONS (SWB/LWB), mm (in)                      |                          |
|---|--------------------------|
|   | 3.0L ENGINE SO (SWB/LWB) |
| Wheelbase   | 3124 (123)/3302 (130)    |
| Overall Length  | 5488 (216)/5794 (228)    |
| Overall Width (width at mirrors)                            | 2387 (94)                |
| Overall Height (at roof rail)                               | 2027 (79.8)/1965 (77.4)  |
| Front Track   | 1740 (68.5)              |
| Rear Track  | 1734 (68.3)              |
| Ground Clearance (with 20-inch tires) – Standard suspension | 213 (8.4)                |
| – Air suspension (Pos#2)                                    | 257 (10.1)               |
| Approach Angle (deg) – Standard suspension                  | 21.5                     |
| – Air suspension (Pos#2)                                    | 25                       |
| Breakover Angle (deg) – Standard suspension                 | 18.7                     |
| – Air suspension (Pos#2)                                    | 22                       |
| Departure Angle (deg) – Standard suspension                 | 21.2                     |
| – Air suspension (Pos#2)                                    | 23.9                     |
| Curb Weight <sup>†</sup> , kg (lb) – 4WD                    | 3401 (6175)/2922 (6444)  |
| Fuel Tank Capacity, L (US gal)                              | 100 (26.5)/115.4 (30.5)  |

SWB = Short Wheelbase. LWB = Long Wheelbase.

| INTERIOR DIMENSIONS (SWB/LWB), mm (in)         |   |
|--|---|
|  | 3.0L ENGINE SO (SWB/LWB)                    |
| Front Row                                      |   |
| – Headroom                                     | 1049 (41.3)                                 |
| – Legroom                                      | 1040 (40.9)                                 |
| – Shoulder room                                | 1680 (66.1)                                 |
| – Hip room                                     | 1612 (63.5)                                 |
| Second row                                     |   |
| – Headroom                                     | 1016 (40)                                   |
| – Legroom                                      | 1084 (42.7)                                 |
| – Shoulder room                                | 1656 (65.2)                                 |
| – Hip room                                     | 1600 (63)                                   |
| Third Row                                      |   |
| – Headroom                                     | 990 (39)                                    |
| – Legroom                                      | 930 (36.6)                                  |
| – Shoulder room                                | 1635 (64.4)                                 |
| – Hip room                                     | 1311 (51.6)                                 |
| Cargo Volume, L (cu ft) – Behind front-row     | 3304 (116.7)                                |
| – Behind second-row                            | 2004 (70.8)                                 |
| – Behind third-row                             | 790 (27.9)                                  |
| SAE Total Interior Passenger Volume, L (cu ft) | 5165 (182.4)                                |
| Total Passenger plus Cargo Volume, L (cu ft)   | 5955 (210.3)/6374 (225)                     |
| Seating Capacity (max occupants)               | 2/3/3<br>(with second-row bench)            |
| – Available                                    | 2/2/3<br>(with second-row captain's chairs) |

<sup>†</sup>Curb weights are estimates and include standard equipment and full quantities of fuel, lubricant and coolant.



# 2026 DODGE DURANGO



## SELECT FEATURES

- 7-inch performance cluster and gauges
- Air conditioning with Tri-Zone automatic temperature control
- Audio controls – Steering wheel-mounted
- Automatic headlamps
- Auxiliary power outlet – 12-volt
- Battery – 650-amp on all but GT HEMI®; GT HEMI has 700-amp maintenance-free with battery-saver feature
- Brakes – Antilock with Electronic Brake-Force Distribution – Four-wheel disc
- Console – Full-length floor and overhead with two lamps, sunglasses storage and available Universal Garage Door Opener<sup>(22)</sup> controls
- Dodge Air Filtration System
- Enhanced Accident Response System
- Floor mats – Luxury, front and rear
- Front dual USB ports
- Front and rear interior LED lamps
- Glass – Deep-tint sunscreen on rear doors, quarter-panel and liftgate
- Hill Start Assist
- Locks – Power
- Uconnect® 5 with 10.1-inch display

## SAFETY & SECURITY

- Adaptive Cruise Control (ACC) with Stop<sup>(2)</sup>
- Air bags<sup>(19)</sup> – Advanced multistage driver’s and front-passenger, advanced side-curtain and supplemental front-seat side
- Blind-Spot Monitoring (BSM)<sup>(2)</sup> and Rear Cross-Path Detection System<sup>(2)</sup>
- Child Seat Anchor System – Lower child-seat anchors and upper tether anchors help ease the installation of compatible aftermarket child seats
- Electronic Stability Control (ESC)<sup>(3)</sup> – With Electronic Roll Mitigation, All-Speed Traction Control, Brake Assist and four-wheel disc Antilock Brake System
- Full-Speed Forward Collision Warning Plus<sup>(2)</sup>
- Lane Departure Warning Plus<sup>(2)</sup> (Available)

| ENGINE             | HORSEPOWER | TORQUE |
|--------------------|------------|--------|
| 3.6L Pentastar™ V6 | 295        | 260    |
| 5.7L HEMI V8       | 360        | 390    |

| EXTERIOR DIMENSIONS, mm (in)                   |                           |
|--|---------------------------|
| Wheelbase                                      | 3042 (119.8)              |
| Overall Length                                 | 5101 (200.8)              |
| Overall Width (at mirrors)                     | 2172 (85.5)               |
| Height (at antenna)                            | 1831 (72.1)               |
| Ground Clearance                               | 207 (8.1)                 |
| Approach Angle (deg)                           | 18.5                      |
| Departure Angle (deg)                          | 21.5                      |
| Breakover Angle (deg)                          | 16.3                      |
| Front Track                                    | 1623 (63.9)               |
| Rear Track                                     | 1627 (64.1)               |
| Base Curb Weights, kg (lb) – 3.6L Pentastar V6 | 2155 (4750) / 2215 (4884) |

| TOWING* kg (lb)                    |  |
|------------------------------------|--|
| Tow Class (max)                    | IV   |
| Maximum Towing – 3.6L Pentastar V6 | 2812 (6200)  |
| – 5.7L HEMI V8                     | 3266 (7200)<br>3946 (8700) with<br>Tow N’ Go Package |

\*When properly equipped.

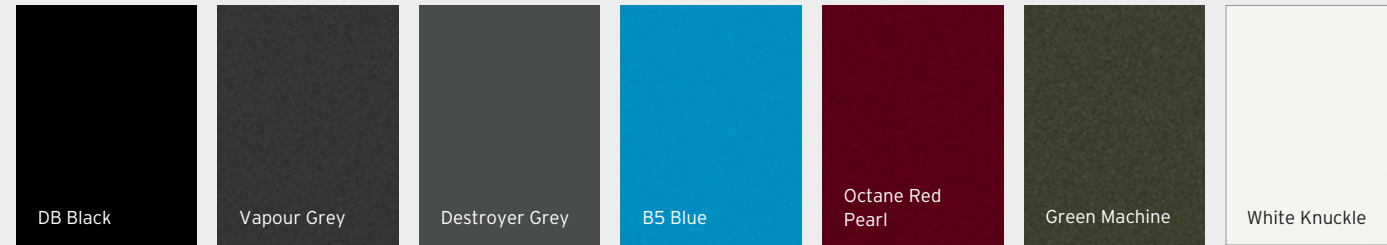
| FUEL ECONOMY <sup>(17)</sup> L/100 km (mpg) |                      |
|---|----------------------|
| Fuel Economy (manufacturer’s-estimated)     | City/Hwy             |
| – 3.6L Pentastar V6                         | 13.5 (21) / 9.9 (29) |
| – 5.7L HEMI V8                              | 17 (17) / 11 (26)    |

| INTERIOR DIMENSIONS,** mm (in)             |               |
|--|---------------|
| First Row                                  |               |
| – Headroom                                 | 1013 (39.9)   |
| – Legroom                                  | 1025 (40.3)   |
| – Shoulder room                            | 1486 (58.5)   |
| – Hip room                                 | 1449 (57)     |
| Second Row                                 |               |
| – Headroom                                 | 1011 (39.8)   |
| – Legroom                                  | 981 (38.6)    |
| – Shoulder room                            | 1465 (57.7)   |
| – Hip room                                 | 1410 (55.5)   |
| Third Row                                  |               |
| – Headroom                                 | 960 (37.8)    |
| – Legroom                                  | 850 (33.5)    |
| – Shoulder room                            | 1281 (50.4)   |
| – Hip room                                 | 1077 (42.4)   |
| Cargo Volume, L (cu ft) – Behind third row | 487 (17.2)    |
| – Behind second row                        | 1226.1 (43.3) |
| – Behind first row with rear seats folded  | 2409.7 (85.1) |
| Seating Capacity (max occupants)           | up to 7       |
| Fuel Tank Capacity, L (US gal)             | 93.1 (24.6)   |

\*\*Based on 2025MY vehicle information.

# 2026 DODGE DURANGO

## EXTERIOR PAINT COLOURS\*



\*Selections may not be available on all trim levels/models and may be limited/restricted based on availability.

### STANDARD FEATURES AND OPTIONS

#### CPOS PACKAGE

GT  
GT HEMI®

#### ENGINES / TRANSMISSIONS

|   |   |   |
|---|---|---|
| 3.6L Pentastar™ V6 Variable Valve Timing (VVT) (ERC) with 8-speed Automatic (DFT)       | • |   |
| 5.7L HEMI® V8 with Multi-Displacement System and VVT (EZH) with 8-speed Automatic (DFD) |   | • |

#### MECHANICAL FEATURES / CAPABILITY

|  |   |   |
|--|---|---|
| Brakes – Antilock four-wheel disc heavy-duty (BR6)   | • | • |
| – Brembo® with Black brake calipers (BR5/XS9)  |   | P |
| Exhaust System – Dual rear with Bright tips (NEX)  | • | • |
| – High-performance exhaust (NEF)   |   | P |
| Fuel Door – Power-locking  | • | • |
| Fuel Tank – 93.1-litre (24.6-US gallon) (NF4)  | • | • |
| Steering – Electric Power (SBL)  | • | • |
| – Performance-tuned steering (SBX)   |   | P |
| Suspensions – Eco Suspension III (SD2)   | • |   |
| – Normal-duty (SDA)  | • |   |
| – Rear load-levelling (SES)  | • |   |
| – High-performance suspension (SDX)  |   | P |
| Transfer Case/All-Wheel Drive (AWD) System – Single-speed, full-time AWD; includes MP310 transfer case (DHY) | • | • |
| Quadra-Trac® Active On-Demand 4x4 System (DHB)   |   | P |

#### EXTERIOR FEATURES

|   |   |   |
|---|---|---|
| Fascias – Body-colour lower (MLB)                       | • | • |
| – Body-colour rear (ML9)                                | • | • |
| – Body-colour upper (MBP)                               | • | • |
| Grille – Black surround, moulded-in-colour insert (MAJ) | • | • |

• = Standard. 0 = Optional. P = Available with Package noted. F = Fleet only.

### STANDARD FEATURES AND OPTIONS

#### CPOS PACKAGE

GT  
GT HEMI®

#### EXTERIOR FEATURES (CONTINUED)

|   |   |   |
|---|---|---|
| Liftgate – Power, with key fob, overhead console and rear cargo-area controls (JRC)   | • | • |
| Liftgate Spoiler – Body-colour; includes Centre High-Mounted Stop Lamp (CHMSL)  | • | • |
| Lighting – Auto High-Beam Headlamp Control (packaged with 2TH) (LMS)  | P | • |
| – Automatic headlamps (on/off) actuate when ambient light is at low levels; includes headlamps-on-with-wipers (LMG)   | • | • |
| – LED auxiliary low beam and turn signal (packaged with 2TH) (LPU)  | P | • |
| – LED daytime running lamps (DRLs) (LMZ)  | • | • |
| – LED low-/high-beam headlamps (LM6)  | • | • |
| Mirrors – Body-colour, power, manual foldaway with heating element (NHJ/GTS)  | • | • |
| – Body-colour, power-folding multifunction with heating element, auto-dimming driver's-side mirror, supplemental turn signals and memory (packaged with 2TH) (GUN/LEM/GNZ/NHJ/LEB/GTS)              |   | P |
| – Gloss Black, power-folding multifunction with heating element, auto-dimming driver's-side mirror, supplemental turn signals and memory (included with Blacktop Package) (GUN/LEM/GNZ/NHJ/LEB/LE7) | P | P |
| Remote Start System – Control integrated into key fob; radio frequency system with 91-metre (300-ft) range (XBM)  | • | • |
| Roof Rails – Black side, with integrated, storable crossrails (included with Blacktop Package and 2TG, 2TH, 2TT and 2TU) (MWE/MXQ)  | P | P |
| Sunroof – Power with express-open/close and comfort-stop features (included with 2TG, 2TH, 2TT and 2TU) (GWA)   | P | P |
| Tires – P265/50R20 BSW All-Season (A/S) LRR (TKJ)   | • | • |
| – P265/50R20 Performance A/S (available with 2TG, 2TH, 2TT and 2TU if Blacktop Package is available) (TKY)  | P | P |
| – 295/45ZR20 BSW A/S (available on GT HEMI with Tow N' Go Package)  |   | P |
| Wheel Lip Mouldings – Body-colour (MML)   | • | • |
| Wheels – 20-inch Fine Silver (WHJ)  | • |   |
| – 20-inch Satin Carbon split 5-spoke aluminum (WSK)   |   | • |
| – 20-inch Black Noise aluminum (WH4)  | • |   |
| – 20-inch Black Noise split 5-spoke aluminum (WST)  |   | P |
| – 20-inch Satin Carbon-painted aluminum (WP6)   |   | P |
| – 20-inch forged Y-spoke Satin Black aluminum (WSL)   |   | P |

# 2026 DODGE DURANGO

| STANDARD FEATURES AND OPTIONS   | GT  | GT HEMI® |
|---|-----|----------|
|   | 2TD | 2TS      |
| <b>CPOS PACKAGE</b>   |     |          |
| <b>EXTERIOR FEATURES (CONTINUED)</b>  |     |          |
| Wiper System – Front, speed-sensitive, variable/intermittent with 3.78-litre (1-US gallon) fluid capacity (JHA)   | •   |          |
| – Rain-sensitive windshield (packaged with 2TH) (JHC)   | P   | •        |
| – Rear, with fixed intermittent and continuous speeds, with washer (JHB)  | •   | •        |
| <b>INTERIOR FEATURES</b>  |     |          |
| 7-inch Thin Film Transistor (TFT) Reconfigurable Digital Gauge Cluster – Includes custom-programmable features (JAJ)  | •   | •        |
| Air Conditioning – Rear air conditioning with headliner vents and rear-seat controls (HBB)  | •   | •        |
| – Three-Zone automatic temperature control - Includes infrared sensors and rear-seat outlets (HAH)  | •   | •        |
| Dodge Air Filtration System (JMA)   | •   | •        |
| Cargo Area – Bright scuff plates (packaged with 2TH and 2TU) (CTB)  | P   | P        |
| – Carpeted; includes storage tray and cargo tie-down loops in floor, driver’s-side storage bin and 12-volt auxiliary power outlet (CKN/CKT/JJM)   | •   | •        |
| – Covered cargo storage (CLG)   | •   | •        |
| Console – Full-length front floor console with two illuminated cup holders, two-tier armrest storage with interior 12-volt power outlet and LED-illuminated USB connection (if equipped), console lid tissue holder, and storage tray with anodized shifter bezel; rear of console features air conditioning vent controls, rear-seat heat controls (if equipped) and video jacks (if equipped) (CUF) | •   | •        |
| – Leather-wrapped armrest, centre console (packaged with leather-faced bucket seats) (CMH)  | P   | P        |
| – Overhead front console with two LED map lamps, two dome lamps, sunglasses storage bin, Universal Garage Door Opener <sup>(22)</sup> control switches (if equipped) and power sunroof/sunshade controls (if equipped) (CUN)  | •   | •        |
| – Second-row mini floor console with cup holders and storage; also includes a floor mat for the third row (packaged with second-row Fold-and-Tumble captain’s chairs) (CUM)   | P   | P        |
| Floor Mats – Luxury front and rear (CLX)  | •   | •        |
| – Third-row, bench seat mat (CWD)   | •   | •        |
| – Third-row, mini console mat (packaged with second-row mini console) (CCF)   | P   | P        |
| Lighting – Glove box lamp, front LED map lamps, second-row aimable LED map lamps, courtesy door lamps, overhead console/rear-passenger overhead reading/courtesy lamps, cargo compartment lamp, Sapphire Blue interior switch lighting, and Sapphire Blue ambient LED lighting for front-door inside handles and map pockets (LBC/LBR)  | •   | •        |
| Memory System – Radio station presets, last station settings, driver’s-seat position and exterior mirrors (packaged with 2TG, 2TH, 2TT and 2TU); actuated from driver’s door panel or each unique key fob (LEW)   | P   | P        |
| Mirrors – Rearview, auto-dimming (GNK)  | •   | •        |
| Seats – Cloth bucket in Black (*C5)   | •   |          |
| – First-row, heated (packaged with 2TA) (JPM)   | •   | •        |
| – First-row, passenger forward fold-flat (not available with leather-faced seats on GT) (CDW)   | •   | •        |
| – First-row, power eight-way driver’s with memory (JPR)   | •   | •        |
| – First-row, power eight-way driver’s and front-passenger; driver’s includes memory feature (packaged with leather-faced seats) (JT2)   | P   | P        |
| – First-row, power four-way driver’s lumbar-adjust (JPU)  | •   | •        |
| – First-row, power four-way driver’s and front-passenger lumbar-adjust (packaged with 2TG, 2TH, 2TT and 2TU) (JRN)  | P   | P        |
| – First-row, ventilated (included with leather-faced bucket seats) (CAJ)  | P   | P        |

| STANDARD FEATURES AND OPTIONS   | GT  | GT HEMI® |
|---|-----|----------|
|   | 2TD | 2TS      |
| <b>CPOS PACKAGE</b>   |     |          |
| <b>INTERIOR FEATURES (CONTINUED)</b>  |     |          |
| Seats (continued) – Nappa leather-faced with Nappa Axis II perforated inserts and Silver accent stitching; available in Black and Black/Ebony Red (packaged with 2TG, 2TH, 2TT and 2TU) (*ML)                           | P   | •        |
| – Second-row, 60/40 split-folding Fold-and-Tumble three-passenger bench (CFF)   | •   | •        |
| – Second-row, Fold-and-Tumble captain’s chairs; includes second-row, seat-mounted inboard armrests (CFU/CSL)  | O   | O        |
| – Second-row, heated (packaged with 2TG, 2TH, 2TT and 2TU) (JPZ)  | P   | P        |
| – Third-row, 50/50 split-folding; includes head restraints <sup>(10)</sup> that can be folded down electronically from a switch on the instrument-panel centre stack (CFP)  | O   | O        |
| Steering Wheel – Heated (packaged with 2TA) (NHS)   | •   | •        |
| – Power tilt/telescoping steering column (packaged with 2TG, 2TH, 2TT and 2TU) (SUB)  | P   | P        |
| – Tilt/telescoping steering column (SUD)  | •   | •        |
| <b>UCONNECT® MULTIMEDIA</b>   |     |          |
| Media Hub – Two USB ports and auxiliary jack (RSF)  | •   | •        |
| Power Outlets – 115-volt auxiliary (packaged with 2TG, 2TH, 2TT and 2TU) (JKV)  | P   | P        |
| – Two 12-volt, located on the instrument panel and in the rear cargo compartment (JKP/JJM)  | •   | •        |
| Radios – Uconnect 5 NAV with 10.1-inch display (packaged with 2TG, 2TH and 2TR) (UEN)   | •   | •        |
| SiriusXM® – Includes six-month trial subscription <sup>(10)</sup> (RSD)   | •   | •        |
| SiriusXM with 360L <sup>(10)</sup> (packaged with Uconnect 5 NAV with 10.1-inch display) (RTU)  | P   | •        |
| Speakers – Six (RCG)  | •   | •        |
| – Alpine® premium audio system with nine speakers, subwoofer and 506-watt amplifier (packaged with 2TH) (RC3)   | P   | •        |
| – harman/kardon® 19 amplified speakers with subwoofer (RCA)   | P   | P        |
| USB Port – Dual remote ports, charging only (packaged with 2TG, 2TH, 2TT and 2TU) (RS4)   | P   | P        |
| <b>SAFETY &amp; SECURITY</b>  |     |          |
| Adaptive Cruise Control (ACC) with Stop <sup>(2)</sup> (NH3)  | P   | P        |
| Advanced Brake Assist <sup>(2)</sup> (included with 2TU on GT HEMI and 2TH on GT) (BGG)   | P   | P        |
| Air Bags <sup>(19)</sup> – Advanced multistage, driver’s and front-passenger (CG3)  | •   | •        |
| – Driver’s inflatable knee bolster (CGY)  | •   | •        |
| – Supplemental front-seat side (CJ1)  | •   | •        |
| – Supplemental side (CGS)   | •   | •        |
| – Supplemental side-curtain (all rows) (CJ5)  | •   | •        |
| Blind-Spot Monitoring (BSM) <sup>(2)</sup> and Rear Cross-Path Detection System <sup>(2)</sup> (XAN)  | •   | •        |
| Electronic Stability Control (ESC) <sup>(3)</sup> – Includes Vehicle Stability Management System, Electronic Roll Mitigation, All-Speed Traction Control, Brake Assist and four-channel Antilock Brake System (BNB/BNR) | •   | •        |
| Full-Speed Forward Collision Warning Plus <sup>(2)</sup> (packaged with 2TG, 2TH, 2TJ, 2TK, 2TR, 2TT and 2TU) (LSU)   | P   | P        |
| Hill Start Assist – Prevents vehicle from rolling back for two seconds when starting vehicle on an incline (BNG)  | •   | •        |

# 2026 DODGE DURANGO

| STANDARD FEATURES AND OPTIONS  | GT  | GT HEMI® |
|--|-----|----------|
| <b>CPOS PACKAGE</b>  | 2TD | 2TS      |
| <b>SAFETY &amp; SECURITY (CONTINUED)</b>   |     |          |
| Keyless Enter 'n Go™ – Push-button ignition system with proximity entry: driver can leave the key fob in pocket or purse; the doors are unlocked by touching the exterior door handle, and the vehicle will start with the push of a button on the instrument panel when the brake pedal is depressed (GX4)  | •   | •        |
| Lane Departure Warning Plus <sup>(2)</sup> (included with 2TU on GT HEMI and 2TH on GT) (LAS)  | P   | P        |
| Park-Sense® Front/Rear Park Assist System <sup>(2)</sup> – Sensors in front/rear bumpers detect obstacles (packaged with 2TH) (XH4)  | P   | P        |
| ParkView® Rear Back-Up Camera <sup>(2)</sup> – Rear-mounted camera with display in vehicle, activated when vehicle is shifted into Reverse (XAC)   | •   | •        |
| Rain Brake Support (BHC)   | •   | •        |
| Ready Alert Braking (BHD)  | •   | •        |
| Security Alarm <sup>(20)</sup> (packaged with 2TH) (LSA)   | P   | •        |
| Sentry Key® Antitheft Engine Immobilizer (GXX)   | •   | •        |
| Trailer Sway Control (TSC) (BNT)   | •   | •        |
| Universal Garage Door Opener <sup>(22)</sup> (packaged with 2TH) (XGD)   | •   | •        |
| <b>PACKAGES/EQUIPMENT GROUPS</b>   |     |          |
| Blacktop Package – Includes Black roof rails, Gloss Black exterior mirrors, Gloss Black badging, Satin Black Dodge taillamp badge, Performance hood, 265/50R20 Performance All-Season (A/S) tires, 20-inch Black Noise aluminum wheels and 20-inch Lights Out aluminum wheels (ADX)  | O   | O        |
| Blacktop Redline Package – Includes Blacktop leather SRT® performance heated/ventilated seats, eight-way power driver's seat with memory and manual passenger seat, Gloss Black exterior mirrors, Satin Black Dodge taillamp badge, Gloss Black badges, performance lower splitter, "HEMI" badge, GT decal with Red tracer, Black roof rails, integrated roof rail bars, SRT rear spoiler, Black Dodge grille badge, Eclipse Black exhaust tip, 265/50R20 Performance tires, 20-inch Black Noise aluminum wheels, 20-inch Black Noise split 5-spoke wheels, premium door panels and Crypto Sweep Etch interior accents (XSJ) | O   | O        |

| STANDARD FEATURES AND OPTIONS  | GT  | GT HEMI® |
|--|-----|----------|
| <b>CPOS PACKAGE</b>  | 2TD | 2TS      |
| <b>PACKAGES/EQUIPMENT GROUPS (CONTINUED)</b>   |     |          |
| GT Plus Package – Includes power sunroof, 10.1-inch flush-mounted radio with premium navigation, <sup>(15)</sup> Alpine® premium audio system with nine speakers and subwoofer, LED auxiliary low-beam lighting, LED amber turn signals, Nappa leather-faced seats, 12-way power driver's and front-passenger seats, power tilt/telescoping steering column, heated first- and second-row seats, ventilated first-row seats, memory settings, Full-Speed Forward Collision Warning Plus, <sup>(2)</sup> Adaptive Cruise Control (ACC) with Stop, <sup>(2)</sup> Apple CarPlay integration <sup>(6)</sup> and Android Auto™ capability, <sup>(6)</sup> and Trailer-Tow Group IV (2BH) | O   | O        |
| Mopar® All-Weather Package – Includes Mopar Cargo Net, Mopar Front- and Rear-Door Entry Guards, and Mopar Slush Mats (AAW)   | O   | O        |
| GT HEMI Plus Package – Includes harman/kardon® premium 19-speaker audio system with 825-watt amplifier and subwoofer, Advanced Brake Assist, <sup>(2)</sup> Bright cargo area scuff pads, Forged Carbon Fibre interior accents, Lane Departure Warning Plus, <sup>(2)</sup> premium instrument panel and suede headliner   |     | O        |
| GT HEMI Tow N' Go Package – Includes Bilstein® Active Damping High-Performance suspension, electronic limited-slip rear axle, 20-inch Satin Carbon-painted wheels or 20-inch forged Y-spoke Lights Out wheels (if Blacktop/Blacktop Redline Package is selected), Pirelli® Scorpion Zero run-flat tires, Black Brembo® brake calipers, widebody fender flares, performance exhaust, Class IV trailer hitch, integrated trailer brake controller, Active Noise Cancellation and automatic headlamp levelling (AAN)  |     | O        |
| Trailer-Tow Group IV – Includes trailer brake control, heavy-duty engine cooling, rear load-levelling suspension, Class IV hitch receiver, seven- and four-pin wiring harness, 180-amp alternator, and Blind-Spot Monitoring (BSM) <sup>(2)</sup> and Rear Cross-Path Detection System <sup>(2)</sup> with trailer detection <sup>(2)</sup>  | O   | O        |

• = Standard. O = Optional. P = Available with Package noted. F = Fleet only.

|  | <b>DODGE CHARGER</b>   | <b>CHRYSLER GRAND CARAVAN</b>  | <b>CHRYSLER PACIFICA</b>  |
|--|--|--|---|
| <b>Models</b>                            | R/T / Scat Pack  | SXT  | Select / Limited / Pinnacle™  |
| <b>Engine / HP / Torque, lb-ft</b>       | 3.0L I-6 Hurricane Standard-Output (SO) Twin-Turbo / 420 / 468<br>3.0L I-6 Hurricane High-Output (HO) Twin-Turbo / 559 / 531 | 3.6L Pentastar™ V6 Variable Valve Timing (VVT) with Engine Stop/Start (ESS) technology / 287 / 262 | 3.6L Pentastar V6 VVT with ESS / 287 / 262  |
| <b>Transmission</b>                      | 8-speed Automatic transmission   | 9-speed Automatic transmission   | 9-speed Automatic transmission  |
| <b>Drivetrains</b>                       | All-wheel drive (AWD)  | Front-wheel drive (FWD)  | FWD / AWD   |
| <b>Seating Capacity (max occupants)</b>  | 5  | 7  | 7 / 8   |
| <b>GVWR, kg (lb)</b>                     | –  | 2724 (6005)  | 2724 (6005)   |
| <b>Towing Capacity* kg (lb)</b>          | –  | 1633 (3600)  | 1633 (3600)   |
| <b>Wheelbase</b>                         | 3074 (121)   | 3089 (121.6)   | 3089 (121.6)  |
| <b>Overall Height</b>                    | 1504 (59.2)  | 1777 (69.9)  | 1777 (69.9) (FWD)<br>1796 (70.7) (AWD)  |
| <b>Track (front / rear)</b>              | 1737 (68.4) / 1747 (68.7)  | 1735 (68.3) / 1736 (68.3)  | 1735 (68.3) / 1736 (68.3) (FWD)<br>1748 (68.8) / 1747 (68.8) (AWD)  |
| <b>Overall Width</b>                     | 2140 (84.3)  | 2022 (79.6) (without mirrors)<br>2297 (90.4) (with mirrors)  | 2022 (79.6) (without mirrors)<br>2297 (90.4) (with mirrors)   |
| <b>Overall Length</b>                    | 5247 (206.6)   | 5176 (203.8)   | 5189 (204.3)  |
| <b>Headroom (front / 2nd / 3rd)</b>      | 992 (39.1) / 938 (36.9)  | 1020 (40.1) / 1006 (39.6) / 984 (38.7) (without sunroof)   | 1020 (40.1) / 1006 (39.6) / 984 (38.7) (without sunroof)<br>975 (38.4) / 966 (38) / 984 (38.7) (with sunroof) |
| <b>Legroom (front / 2nd / 3rd)</b>       | 1081 (42.6) / 945 (37.2)   | 1045 (41.1) / 992 (39) / 929 (36.5)  | 1045 (41.1) / 992 (39) / 929 (36.5)   |
| <b>Hip Room (front / 2nd / 3rd)</b>      | 1429 (56.3) / 1424 (56.1)  | 1500 (59) / 1647 (64.8) / 1258 (49.5)  | 1500 (59) / 1647 (64.8) / 1258 (49.5)   |
| <b>Shoulder Room (front / 2nd / 3rd)</b> | 1512 (59.5) / 1464 (57.6)  | 1622 (63.8) / 1602 (63) / 1555 (61.2)  | 1622 (63.8) / 1602 (63) / 1555 (61.2)   |
| <b>Cargo Volume, L (cu ft)</b>           | Passenger Volume: 2919 (103.1)<br>Cargo Volume Seatbacks Up: 644 (22.8)<br>Cargo Volume Seatbacks Down: 1059 (37.4)          | 3979 (140.5) / 2478 (87.5) / 915 (32.3)  | 3979 (140.5) / 2478 (87.5) / 915 (32.3)   |
| <b>Fuel Tank Capacity, L (US gal)</b>    | 66.2 (17.5)  | 71.9 (19)  | 71.9 (19)   |

All dimensions and specifications are based on 2025MY vehicle information. Information may vary by model/trim, maximum shown. Please see your sales consultant for details.  
All dimensions are in mm (in) unless noted otherwise.  
\*When properly equipped.

## 2026 CHRYSLER GRAND CARAVAN



### SELECT FEATURES

- 3.6L Pentastar™ V6 Variable Valve Timing (VVT) engine with Engine Stop/Start (ESS) technology
  - 287 hp and 262 lb-ft of torque
  - Up to 1633-kg (3600-lb) towing capacity
- Second-row Stow 'n Go® seating system with in-floor storage (Standard)
- Third-row Stow 'n Go seating system

### SAFETY & SECURITY

- Blind-Spot Monitoring (BSM)<sup>(2)</sup> and Rear Cross-Path Detection System<sup>(2)</sup>
- Dual power-sliding doors and power liftgate
- Eight air bags<sup>(19)</sup>
- Electronic Stability Control (ESC)<sup>(3)</sup>
- Forward Collision Warning<sup>(2)</sup> with Automatic Emergency Braking<sup>(2)</sup>
- Four-wheel antilock disc brakes
- Hands-free communication<sup>(13)</sup> with wireless technology streaming audio
- Park-Sense® Rear Park Assist with Stop<sup>(2)</sup> (Available)
- ParkView® Rear Back-Up Camera<sup>(2)</sup>

| ENGINE                         | HORSEPOWER | TORQUE |
|--------------------------------|------------|--------|
| 3.6L Pentastar V6 VVT with ESS | 287        | 262    |

| EXTERIOR DIMENSIONS, mm (in)       |              |
|------------------------------------|--------------|
| Wheelbase                          | 3089 (121.6) |
| Overall Height                     | 1777 (69.9)  |
| Front Track                        | 1735 (68.3)  |
| Rear Track                         | 1736 (68.3)  |
| Overall Width – With mirrors       | 2297 (90.4)  |
| – Without mirrors                  | 2022 (79.6)  |
| Overall Length                     | 5176 (203.8) |
| Ground Clearance (minimum running) | 131 (5.1)    |

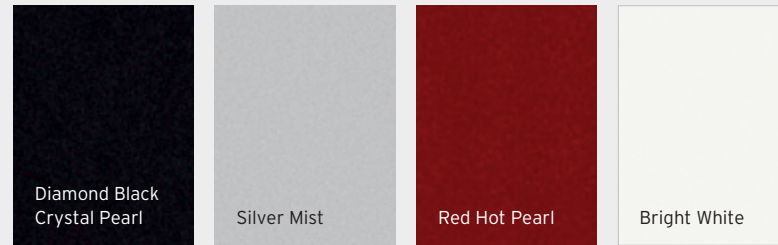
| VOLUMES & CAPACITIES            |              |
|---------------------------------|--------------|
| Maximum Cargo Volume, L (cu ft) | 3979 (140.5) |
| Volume Index, L (cu ft)         | 5587 (197.3) |
| Seating Capacity                | 7/8          |
| Fuel Tank Capacity, L (US gal)  | 71.9 (19)    |

| FUEL ECONOMY <sup>(17)</sup> L/100 km (mpg) |                    |
|---|--------------------|
| Fuel Economy                                | City/Hwy           |
| – 3.6L Pentastar V6 VVT with ESS            | 12.4 (23)/8.4 (34) |

| INTERIOR DIMENSIONS, mm (in) |             |
|------------------------------|-------------|
| First Row                    |             |
| – Headroom                   | 1020 (40.1) |
| – Legroom                    | 1045 (41.1) |
| – Hip room                   | 1500 (59)   |
| – Shoulder room              | 1622 (63.8) |
| Second Row                   |             |
| – Headroom                   | 1006 (39.6) |
| – Legroom                    | 992 (39)    |
| – Hip room                   | 1647 (64.8) |
| – Shoulder room              | 1602 (63)   |
| Third Row                    |             |
| – Headroom                   | 984 (38.7)  |
| – Legroom                    | 929 (36.5)  |
| – Hip room                   | 1258 (49.5) |
| – Shoulder room              | 1555 (61.2) |

# 2026 CHRYSLER GRAND CARAVAN

## EXTERIOR PAINT COLOURS\*



\*Selections may not be available on all trim levels/models and may be limited/restricted based on availability.

| STANDARD FEATURES AND OPTIONS  | SXT |
|--|-----|
| <b>CPOS PACKAGE</b>  | 2DE |
| <b>ENGINE / TRANSMISSION</b>   |     |
| 3.6L Pentastar™ V6 Variable Valve Timing (VVT) with Engine Stop/Start (ESS) technology and 9-speed Automatic (ERC/DFH) | •   |
| <b>MECHANICAL FEATURES / CAPABILITY</b>  |     |
| Alternator – 180-amp (BAD)   | •   |
| Battery – 650-amp, maintenance-free (BCZ)  | •   |
| – Auxiliary (BC1)  | •   |
| Brakes – Four-wheel antilock with discs (BRG)  | •   |
| Defroster – Rear (GFA)   | •   |
| Engine Block Heater (NHK)  | 0   |
| Front-Wheel Drive (FWD)  | •   |
| Fuel Tank – 71.9-litre (19-US gallon) (NF1)  | •   |
| Suspension – Touring (SDC)   | •   |
| Tip Start (XBN)  | •   |
| <b>EXTERIOR FEATURES</b>   |     |
| Bright Daylight Opening (DLO) Moulding Surround (MMP)  | •   |
| Door Handles – Body-colour (MNK)   | •   |
| Doors – Power-sliding (JRK)  | •   |
| Front Licence Plate Bracket (MDA)  | •   |
| Glass – Sunscreen (GAE)  | •   |
| Grille – Black with Bright surround (MLF)  | •   |
| Headlamps – Automatic (LMG)  | •   |
| – Daytime running, high-beam (LMK)   | •   |
| – Halogen (LMA)  | •   |

| STANDARD FEATURES AND OPTIONS                                  | LXS |
|--|-----|
| <b>CPOS PACKAGE</b>  | 2DE |
| <b>EXTERIOR FEATURES (CONTINUED)</b>                           |     |
| Liftgate – Power (JRC)   | •   |
| Mirrors – Foldaway, power, heated Body-colour / Black (GTS)    | •   |
| Sill Appliqué – Body-colour (MPK)                              | •   |
| Tires – 235/65R17 BSW All-Season (A/S) (TMK)                   | •   |
| – Inflatable spare tire kit (XGQ)                              | •   |
| Wheels – 17-inch aluminum (WFN)                                | •   |
| Windshield Wipers – Rain-sensitive windshield wipers (JHC)     | •   |
| – Rear wiper / washer (JHB)                                    | •   |
| <b>INTERIOR FEATURES</b>                                       |     |
| Air Conditioning – Three-Zone manual temperature control (HAK) | •   |
| Door Locks – Power (JPB)                                       | •   |
| Floor Mats – Front (CLA)                                       | •   |
| – Rear (CLB)   | •   |
| Lighting – Cargo compartment lamp (LDB)                        | •   |
| – Front, courtesy lamp (LCA)                                   | •   |
| – Front and rear LED lamps (LBR)                               | •   |
| – Overhead, ambient surround (LCJ)                             | •   |
| Mirrors – Illuminated visor vanity (GN9)                       | •   |
| – Rearview day / night (GNA)                                   | •   |
| Power Outlets – Auxiliary, 12-volt in instrument panel (JJJ)   | •   |
| Remote Start System (XBM)                                      | •   |
| Speed Control (NHM)  | •   |
| Steering Column – Tilt / telescoping (SUD)                     | •   |

• = Standard. 0 = Optional. P = Available with Package noted. F = Fleet only.

# 2026 CHRYSLER GRAND CARAVAN

| STANDARD FEATURES AND OPTIONS  | SXT |
|--|-----|
| CPOS PACKAGE   | 2DE |
| <b>INTERIOR FEATURES (CONTINUED)</b>   |     |
| Steering Wheel – Heated (NHS)  | •   |
| – Mounted audio controls (RDZ)   | •   |
| – Techno-leather-wrapped (SCJ)   | •   |
| Storage – Floor console (CUC)  | •   |
| – Floor tray (CVU)   | •   |
| – Front seatback map pockets (CSM)   | •   |
| – Glove box, locking (JKA)   | •   |
| – Lower instrument-panel cubby bin (RF9)   | •   |
| Trip Computer – Electronic Vehicle Information Centre (EVIC) with display in instrument cluster, controls mounted on steering wheel (LAZ)  | •   |
| Windows – Front, power with driver's one-touch up/down, front-passenger one-touch down (JP3)   | •   |
| – Power second-row (JPG)   | •   |
| <b>SEATING &amp; TRIM</b>  |     |
| Seats – Caprice leatherette-trimmed bucket (*SJ)   | •   |
| – Driver's four-way power lumbar support (included with power driver's seat) (JPU)   | •   |
| – Eight-way power driver's (JVG)   | •   |
| – Heated front (JPM)   | •   |
| Stow 'n Go® – Second-row Stow 'n Go bucket seats that fold in the floor and include second-row in-floor storage bins (CYC)   | •   |
| – Third-row Stow 'n Go 60/40 split-folding bench that folds in the floor (CFX)   | •   |
| <b>UCONNECT® MULTIMEDIA</b>  |     |
| SiriusXM® (six-month trial subscription <sup>(10)</sup> ) (RSD)  | •   |
| Sound Systems – Six-speaker (RCG)  | •   |
| Uconnect 5 with 10.1-inch Display – Includes 10.1-inch touchscreen, HD AM/FM radio, auxiliary/USB ports, wireless technology hands-free communication <sup>(13)</sup> system, voice text reply, <sup>(26)</sup> Apple CarPlay integration <sup>(6)</sup> and Android Auto™ capability, <sup>(6)</sup> SiriusXM with 360L <sup>(10)</sup> and Chrysler Connect <sup>(7)</sup> | •   |
| Wireless Technology – Hands-free communication <sup>(13)</sup> system (RTE)  | •   |

| STANDARD FEATURES AND OPTIONS  | SXT |
|--|-----|
| CPOS PACKAGE   | 2DE |
| <b>SAFETY &amp; SECURITY</b>   |     |
| Air Bags <sup>(19)</sup> – Advanced multistage driver's and front-passenger; include low-risk deployment (CG3)       | •   |
| – Driver's- and front-passenger-side inflatable knee blocker (CGY/CHF)   | •   |
| – Front-seat-mounted side (CJ1)  | •   |
| – Side-curtain, for outboard passengers in all three rows (CJ5)  | •   |
| Blind-Spot Monitoring (BSM) <sup>(2)</sup> and Rear Cross-Path Detection System <sup>(2)</sup> (XAN)                 | P   |
| Child Seat Anchor System (CGU)   | •   |
| Electronic Park Brake (XC4)  | •   |
| Electronic Stability Control (ESC) <sup>(3)</sup> (BNB)  | •   |
| Forward Collision Warning <sup>(2)</sup> with Automatic Emergency Braking <sup>(2)</sup> (LSU)                       | P   |
| Hill Start Assist (BNG)  | •   |
| Mopar® Roadside Emergency Kit – Includes Travel and Safety Kit, Toolkit, Reflecting Triangle and First Aid Kit (ACK) | O   |
| Park-Sense® Rear Park Assist with Stop <sup>(2)</sup> (XH3)  | P   |
| ParkView® Rear Back-Up Camera <sup>(2)</sup> (XAC)   | •   |
| Pedestrian/Cyclist Emergency Braking <sup>(2)</sup> (LST)  | P   |
| Remote Keyless Entry (GXM)   | •   |
| Remote Proximity – All doors (GXD)   | P   |
| Security Alarm <sup>(20)</sup> (LSA)   | •   |
| Sentry Key® Theft Deterrent System (GXX)   | •   |
| Tire Pressure Monitoring System (XGM)  | •   |
| <b>PACKAGES/EQUIPMENT GROUPS</b>   |     |
| Mopar Front and Rear Splash Guards (MKN)   | O   |
| Inflatable Spare Tire Kits (XGQ) – 17-inch inflatable spare tire (TBQ)   | O   |

# 2026 CHRYSLER PACIFICA



## SELECT FEATURES

- 7-inch digital cluster
- Active Noise Cancellation
- Electronic Stability Control (ESC)<sup>(3)</sup>
- Fuel tank – 71.9-litre (19-US gallon)
- Locking glove box
- Passive/keyless entry, all doors
- Power driver's seat with Auto Advance 'n Return
- Power outlet – 12-volt
- Power-sliding doors and liftgate
- Rear back-up camera washer
- Rear window defroster
- Remote Start System/security alarm<sup>(20)</sup>
- Storage floor tray
- Uconnect® 5 with 10.1-inch HD touchscreen radio

## SAFETY & SECURITY

- 360° Surround-View Camera<sup>(1)</sup> (Available)
- Adaptive Cruise Control (ACC) with Stop and Go<sup>(2)</sup>
- Air bags<sup>(19)</sup> – Advanced multistage driver's and front-passenger; include low-risk deployment
  - Supplemental driver's and front-passenger front-seat-mounted side
  - Driver's and front-passenger inflatable knee blocker
  - Supplemental side-curtain for outboard passengers in all three rows
- Auto High-Beam Headlamp Control
- Full-Speed Forward Collision Warning Plus<sup>(2)</sup>
- Lane Departure Warning Plus with Lane Keep Assist<sup>(2)</sup>
- LED exterior lighting
- Parallel and Perpendicular Park Assist with Stop<sup>(2)</sup> (Available)
- Park-Sense® Front Park Assist System with Stop<sup>(2)</sup> (Available)
- Pedestrian/Cyclist Emergency Braking<sup>(2)</sup>
- Rain-sensitive windshield wipers
- Sentry Key® Antitheft Engine Immobilizer

| ENGINE   | HORSEPOWER | TORQUE |
|--|------------|--------|
| 3.6L Pentastar™ V6 Variable Valve Timing (VVT) | 287        | 262    |

| EXTERIOR DIMENSIONS, mm (in)              |                             |
|---|-----------------------------|
| Wheelbase                                 | 3089 (121.6)                |
| Overall Length                            | 5189 (204.3)                |
| Overall Width                             | 2022 (79.6)                 |
| Height (FWD / AWD)                        | 1777 (69.9)/1796 (70.7)     |
| Turning Diameter (max; m (ft); FWD / AWD) | 12.1 (39.7)/12.3 (40.2)     |
| Front Track (FWD / AWD)                   | 1735 (68.3)/1748 (68.8)     |
| Rear Track (FWD / AWD)                    | 1735 (68.3)/1748 (68.8)     |
| Base Curb Weight (FWD / AWD)              | 2050.6 (4521)/2214.8 (4883) |

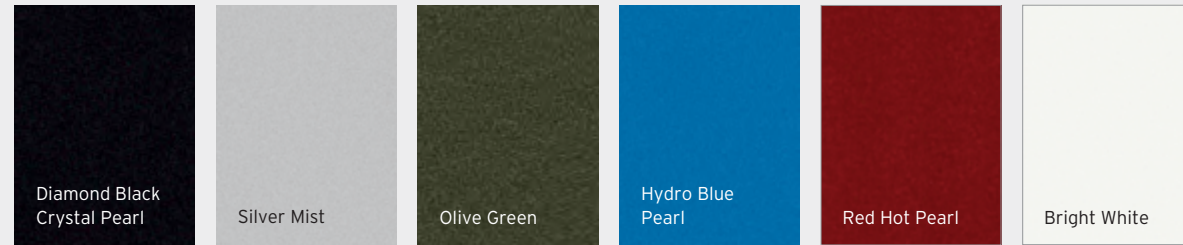
| CARGO AND FUEL  |                |
|---|----------------|
| Maximum Interior Cargo Room, L (cu ft) – Behind first row | 3978.5 (140.5) |
| – Behind second row                                       | 2477.7 (87.5)  |
| – Behind third row  | 914.63 (32.3)  |
| Fuel Tank Capacity, L (US gal)                            | 71.9 (19)      |

| FUEL ECONOMY, <sup>(17)</sup> L / 100 km (mpg) |   |
|--|---|
| Fuel Economy (manufacturer's-estimated)        | City / Hwy                              |
| – 3.6L Pentastar V6 VVT FWD / AWD              | 12.4 (23)/8.4 (30) / 14.1 (23)/8.4 (34) |

| INTERIOR DIMENSIONS, mm (in) |             |
|------------------------------|-------------|
| First Row                    |             |
| – Headroom (without sunroof) | 1020 (40.1) |
| – Legroom                    | 1045 (41.1) |
| – Shoulder room              | 1622 (63.8) |
| – Hip room                   | 1500 (59)   |
| Second Row                   |             |
| – Headroom (without sunroof) | 1006 (39.6) |
| – Legroom                    | 992 (39)    |
| – Shoulder room              | 1602 (63)   |
| – Hip room                   | 1647 (64.8) |
| Third Row                    |             |
| – Headroom                   | 984 (38.7)  |
| – Legroom                    | 929 (36.5)  |
| – Shoulder room              | 1555 (61.2) |
| – Hip room                   | 1258 (49.5) |

# 2026 CHRYSLER PACIFICA

## EXTERIOR PAINT COLOURS\*



\*Selections may not be available on all trim levels/models and may be limited/restricted based on availability.

### STANDARD FEATURES AND OPTIONS

|  | Select | Limited | Pinnacle™ |
|--|--------|---------|-----------|
| CPOS   | 2DL    | 2DP     | 2DS       |
| <b>ENGINE / TRANSMISSION</b>   |        |         |           |
| 3.6L Pentastar™ V6 Variable Valve Timing (VVT) with Engine Stop/Start (ESS) Technology and 9-speed Automatic (ERC/DFH) | •      | •       | •         |
| <b>MECHANICAL FEATURES</b>   |        |         |           |
| Alternator – 180-amp (BAD)   | •      |         |           |
| – 220-amp (included with Uconnect® Theater Family Group) (BAJ)   | P      | •       | •         |
| Battery – 650-amp, Absorbent Glass Mat (AGM) (BCZ)   | •      | •       | •         |
| – Auxiliary battery (packaged with ESS dual battery system) (BC1)  | P      | P       | P         |
| Brakes – Four-wheel antilock with discs (front-wheel drive (FWD)) (BRG)  | •      | •       | •         |
| – Four-wheel antilock with heavy-duty discs (all-wheel drive (AWD) only) (BR3)   | P      | P       | P         |
| Defroster – Rear (GFA)   | •      | •       | •         |
| Drive Systems – FWD  | •      | •       | •         |
| – AWD  | O      | O       | O         |
| Engine Block Heater (NHK)  | O      | O       | O         |
| Fuel Tank – 71.9-litre (19-US gallon) (NF1)  | •      | •       | •         |
| Suspension – AWD (SDE)   | P      | P       | P         |
| – Touring (SDC)  | •      | •       | •         |
| Tip Start (XBN)  | •      | •       | •         |
| <b>EXTERIOR FEATURES</b>   |        |         |           |
| Daylight Opening (DLO) Mouldings– Black (MMR)  |        |         | •         |
| – Bright (MMP)   | •      | •       |           |
| – Platinum Chrome (MMF)  |        |         | •         |
| Door Handles – Body-colour (MNK)   | •      | •       | •         |

### STANDARD FEATURES AND OPTIONS

|  | Select | Limited | Pinnacle™ |
|--|--------|---------|-----------|
| CPOS   | 2DL    | 2DP     | 2DS       |
| <b>EXTERIOR FEATURES (CONTINUED)</b>   |        |         |           |
| Doors – Hands-free power-sliding doors (included with Uconnect Theater Family Group and Uconnect Theater and Sound Group) (XZ3)  | P      | P       | •         |
| – Power-sliding (JRK)  | •      | •       | •         |
| Fog Lamps – Chrome accent bezels (LTB)   | •      | •       | •         |
| – LED (LNV)  | •      | •       | •         |
| Glass – Acoustic windshield (GAK)  | •      | •       | •         |
| – Laminated front-door glass (GAP)   |        | •       | •         |
| – Sunscreen (GAE)  | •      | •       | •         |
| Grille – Black with Gloss Black surround (ML1)   |        |         | •         |
| – Black upper with Bright surround (MFF)   | •      | •       | •         |
| Headlamps – Auto High-Beam Headlamp Control (LMS)  | •      | •       | •         |
| – Automatic (LMG)  | •      | •       | •         |
| – Daytime running (LM1)  | •      | •       | •         |
| – LED low- / high-beam (LM6)   | •      | •       | •         |
| Liftgate – Hands-free power (included with Uconnect Theater Family Group) (XZ2)  | P      | •       | •         |
| – Power (JRC)  | •      | •       | •         |
| Mirrors – Foldaway, power, heated, Gloss Black with supplemental turn indicator (GUR)  | •      |         |           |
| – Power-folding, power-adjust, heated with memory feature, courtesy lamps, supplemental turn indicator, auto-adjust-in-Reverse and auto-fold-in-Park with Gloss Black exterior (GPL)                   |        | •       |           |
| – Power-folding, power-adjust, heated with memory feature, courtesy lamps, supplemental turn indicator, auto-adjust-in-Reverse and auto-fold-in-Park with Platinum Chrome / Gloss Black exterior (GTK) |        |         | •         |
| Moulding – Platinum Chrome (MJB)   |        |         | •         |
| Roof Rack – Stow N Place®, Black (MW1)   |        | •       |           |
| – Stow N Place with Platinum Chrome side rails (MNF)   |        |         | •         |
| Sill – Bright front-door scuff pads (CLT)  |        |         | •         |

• = Standard. O = Optional. P = Available with Package noted. F = Fleet only.

# 2026 CHRYSLER PACIFICA

## STANDARD FEATURES AND OPTIONS

| CPOS   | Select<br>2DL | Limited<br>2DP | Pinnacle™<br>2DS |
|--|---------------|----------------|------------------|
| <b>EXTERIOR FEATURES (CONTINUED)</b>   |               |                |                  |
| Sill Appliqué – Body-colour (MPK)  | •             | •              | •                |
| Sunroof – Dual-pane panoramic – Power front, fixed rear (includes power open/close shade) (GWJ)      |               | •              | •                |
| Tires – 235/65R17 BSW All-Season (A/S) (standard on front-wheel drive (FWD) Select models) (TMK)     | •             |                |                  |
| – 245/50R20 BSW A/S self-sealing (TP3)   |               | •              | •                |
| – 245/60R18 BSW A/S self-sealing (Select all-wheel drive (AWD) only) (TJK)                           | •             | •              |                  |
| – Puncture sealant and portable air compressor (standard on FWD Select) (XAH)                        | •             | •              |                  |
| Wheels – 17-inch fully painted Tech Silver cast aluminum (standard on FWD Select) (WFN)              | •             |                |                  |
| – 18-inch painted aluminum (standard on AWD Select) (WBS)  | •             | •              |                  |
| – 20-inch Foreshadow-finish aluminum (available with S Appearance Group on Select and Limited) (WPF) | O             | O              |                  |
| – 20-inch polished with Baltic Grey pockets aluminum (WH5)   |               |                | •                |
| Windshield Wipers – Front, rain-sensitive (JHC)  | •             | •              | •                |
| – Rear wiper/washer (JHB)  | •             | •              | •                |
| – Rear back-up camera washer (JHE)   | •             | •              | •                |

## INTERIOR FEATURES

|   |   |   |   |
|---|---|---|---|
| Air Conditioning – Three-Zone automatic temperature control (HAH)   | • | • | • |
| Chrysler Air Filtration System  | • | • | • |
| Door Locks – Power (JPB)  | • | • | • |
| Grocery Bag Hooks – On third-row seatbacks (XGH)  | • | • | • |
| Headliner – Deluxe (CHE)  | • | • | • |
| – Suede (CHG)   |   |   | • |
| Lighting – Cargo compartment lamp (LDB)   | • | • | • |
| – Footwell courtesy lamp (LBB)  |   | • | • |
| – Front, courtesy lamp (LCA)  | • | • | • |
| – Front and rear LED lamps (LBR)  | • | • | • |
| – Illuminated map pocket and puddle lamp (LCN)  |   | • | • |
| – Overhead, ambient surround (LCJ)  | • | • | • |
| – Rear ambient lighting (LCU)   |   | • | • |
| – Rear reading/courtesy lamps (LBH)   | • | • | • |
| Mirrors – Auto-dimming rearview (GNK)   | • | • | • |
| – Illuminated visor vanity (GN9)  | • | • | • |
| Power Outlets – Auxiliary, 12-volt (JJJ/JKP)  | • | • | • |
| – Auxiliary, 115-volt (included with Uconnect® Theater Family Group and Uconnect Theater and Sound Group) (JKV) | P | P | • |
| Remote Start System (XBM)   | • | • | • |
| Shades – Second- and third-row retractable (GF1)  |   | • | • |
| – Second-row (GF3)  | • |   |   |
| Steering Column – Tilt/telescoping (SUD)  | • | • | • |

## STANDARD FEATURES AND OPTIONS

| CPOS   | Select<br>2DL | Limited<br>2DP | Pinnacle™<br>2DS |
|--|---------------|----------------|------------------|
| <b>INTERIOR FEATURES (CONTINUED)</b>   |               |                |                  |
| Steering Wheel – Heated (NHS)  | •             | •              | •                |
| – Mounted audio controls (RDZ)   | •             | •              | •                |
| – Techno-leather-wrapped (SCJ)   | •             | •              | •                |
| Storage – Floor tray (CVU)   | •             | •              | •                |
| – Glove box, locking (JKA)   | •             | •              | •                |
| – Integrated Premium Console (includes illuminated cup holders) (CM5)  |               | •              |                  |
| – Integrated Ultra Console (includes illuminated cup holders) (CVM)  |               |                | •                |
| – Lower instrument panel drawer (RF9)  | •             |                |                  |
| – Super Console with covered storage (CM7)   | •             |                |                  |
| Stow 'n Vac Integrated Vacuum Cleaner (included with Uconnect Theater Family Group) (CJW)  | P             | P              | •                |
| Trip Computer – Electronic Vehicle Information Centre (EVIC) 7-inch configurable digital display in instrument cluster; controls mounted on steering wheel (LAZ) | •             | •              | •                |
| Universal Garage Door Opener <sup>(22)</sup> (XGD)   | •             | •              | •                |
| Windows – Front, power with driver's one-touch up/down, front-passenger one-touch down (JP3)   |               |                |                  |
| – Power front and rear one-touch up/down (JSB)   | •             | •              | •                |
| – Power second-row (JPG)   | •             | •              | •                |
| Wireless Charging Pad (RFX)  |               | •              | •                |

## SEATING AND TRIM

|   |   |   |   |
|---|---|---|---|
| Seats – Auto Advance 'n Return, driver's-side (CJK)   | • | • | • |
| – Auto Advance 'n Return, passenger-side (included with Uconnect Theater Family Group) (CJZ)                  | P | • | • |
| – Caprice leatherette-trimmed bucket (*SJ)  | • |   |   |
| – Driver's four-way power lumbar-adjust (included with power driver's seat) (JPU)                             | • | • | • |
| – Easy slide second-row Captain's Chairs (Pinnacle) (CY3)   |   |   | • |
| – Eight-passenger seating (included with Uconnect Theater Family Group; FWD) (CYF)                            | P |   |   |
| – Black Nappa leather-faced/Light Diesel stitching with Light Diesel piping (*AL)                             |   |   | • |
| – Caprice leatherette bucket with S logo (*GJ)  | P |   |   |
| – Eight-way power driver's (JVG)  | • | • | • |
| – Eight-way power front-passenger (included with Uconnect Theater Family Group) (JWG)                         |   | • | • |
| – Heated front (JPM)  | • | • | • |
| – Heated second-row (included with Uconnect Theater Family Group) (JPZ)                                       | P | • | • |
| – Premium Nappa leather-faced quilted bucket (*DL)  |   |   | • |
| – Premium Nappa leather-faced with S logo (*RL)   |   | O |   |
| – Second- and third-row Stow 'n Go® that fold in the floor and include second-row in-floor storage bins (CYC) | • | • |   |
| – Third-row power-folding Stow 'n Go 60/40 split-bench that folds in the floor (JRJ)                          |   |   | • |
| – Third-row Stow 'n Go 60/40 split-bench that folds in the floor (CFX)  | • | • | • |
| – Ventilated front (CAJ)  |   | • | • |

# 2026 CHRYSLER PACIFICA

| STANDARD FEATURES AND OPTIONS  | Select | Limited | Pinnacle™ |
|--|--------|---------|-----------|
| CPOS   | 2DL    | 2DP     | 2DS       |
| <b>UCONNECT® MULTIMEDIA</b>  |        |         |           |
| Integrated Voice Command <sup>(13)</sup> (included with Uconnect 5 NAV with 10.1-inch display) (XRB)   |        | •       | •         |
| SiriusXM® (six-month trial subscription <sup>(10)</sup> ) (RSD)  | •      |         |           |
| Sound Systems – Alpine® 13-speaker (includes 506-watt amplifier; included with Uconnect Theater Family Group) (RC3)  | P      | •       |           |
| – harman/kardon® 19-speaker with 10-inch subwoofer (includes 760-watt amplifier; included with Uconnect Theater Family Group) (RCA)  |        | •       | •         |
| – Six-speaker (includes Active Noise Cancellation) (RCG)   | •      |         |           |
| Uconnect 5 with 10.1-inch Display – Includes 10.1-inch touchscreen, AM/FM, USB host flip, hands-free <sup>(13)</sup> phone and audio, Apple CarPlay integration <sup>(6)</sup> and Android Auto™ capability; <sup>(6)</sup> and available SiriusXM with 360L <sup>(10)</sup> (UEG)   | •      |         |           |
| Uconnect 5 NAV with 10.1-inch Display – Includes 10.1-inch touchscreen, AM/FM, USB host flip, Integrated Voice Command, <sup>(13)</sup> Apple CarPlay integration <sup>(6)</sup> and Android Auto capability; <sup>(6)</sup> HD radio, GPS Navigation <sup>(15)</sup> and available SiriusXM with 360L <sup>(10)</sup> (included with Uconnect Theater Family Group) (UEN) |        | •       | •         |
| <b>SAFETY &amp; SECURITY</b>   |        |         |           |
| 360° Surround-View Camera <sup>(1)</sup> (included with Safety Sphere) (XAK)   | P      | P       | •         |
| Adaptive Cruise Control (ACC) with Stop and Go <sup>(2)</sup> (NHZ)  | •      | •       | •         |
| Air Bags <sup>(19)</sup> – Advanced multistage driver's and front-passenger (CG3)  | •      | •       | •         |
| – Driver's- and front-passenger-side inflatable knee blocker (CGY/CHF)   | •      | •       | •         |
| – Supplemental front-seat-mounted side (CJ1)   | •      | •       | •         |
| – Supplemental side-curtain, for outboard passengers in all three rows (CJ5)   | •      | •       | •         |
| Blind-Spot Monitoring (BSM) <sup>(2)</sup> and Rear Cross-Path Detection System <sup>(2)</sup> (XAN)   | •      | •       | •         |
| Child Seat Anchor System (LATCH) (CGU)   | •      | •       | •         |
| Electronic Park Brake (XC4)  | •      | •       | •         |
| Electronic Stability Control (ESC) <sup>(3)</sup> (BNB)  | •      | •       | •         |
| FamCAM™ <sup>(25)</sup> – Interior rear-facing camera (included with Uconnect Theater Family Group) (XPR)  | P      | P       | •         |
| Full-Speed Forward Collision Warning Plus <sup>(2)</sup> (LSU)   | •      | •       | •         |
| Lane Departure Warning Plus with Lane Keep Assist <sup>(2)</sup> (LAS)   | •      | •       | •         |
| Park-Sense® Front/Rear Park Assist System with Stop <sup>(2)</sup> (included with Safety Sphere) (XH4)   | P      | P       | •         |
| Park-Sense Rear Park Assist System with Stop <sup>(2)</sup> (XH3)  | •      | •       | •         |
| ParkView® Rear Back-Up Camera <sup>(2)</sup> (XAC)   | •      | •       |           |
| Pedestrian/Cyclist Emergency Braking <sup>(2)</sup> (LST)  | •      | •       | •         |
| Remote Keyless Entry (GXM)   | •      | •       | •         |
| Remote Proximity – All doors (GXD)   | •      | •       | •         |
| Security Alarm <sup>(20)</sup> (LSA)   | •      | •       | •         |
| Tire Pressure Monitoring System (XGM)  | •      | •       | •         |
| Trailer Sway Damping (packaged with Trailer-Tow Group with 1633-kg (3600-lb) Rating) (BNT)   |        | P       | •         |

| STANDARD FEATURES AND OPTIONS  | Select | Limited | Pinnacle™ |
|--|--------|---------|-----------|
| CPOS   | 2DL    | 2DP     | 2DS       |
| <b>PACKAGES/EQUIPMENT GROUPS</b>   |        |         |           |
| Family Convenience Group – Includes in-vehicle intercom (AAE)  |        |         | •         |
| Mopar® Interior Protection Package – Includes Stow 'n Go® All-Weather Floor Mats, Rear Cargo Bin Stow 'n Go Storage, Cargo Area Liner, All-Weather Floor Mats, All-Weather Cargo Floor Mats and Bright Door Sills (restrictions apply) (AD4 / AFY / ASV)   | 0      | 0       | 0         |
| Mopar Roadside Emergency Kit – Includes Toolkit, Reflecting Triangle and First Aid Kit (not available with eight-passenger seating) (ACK)  | 0      | 0       | 0         |
| Safety Sphere – Includes Park-Sense Front/Rear Park Assist System with Stop <sup>(2)</sup> and 360° Surround-View Camera <sup>(1)</sup> (restrictions apply) (AAU)   | 0      | 0       | •         |
| S Appearance Group – Includes Piano Black and Silver Anodized interior accents, S badge, Anodized Ink and Black badging, Black Stow N Place® Roof Rack, Black DLO mouldings, premium front fascia, upper/lower grilles with Black surround, premium rear fascia, 20-inch Foreshadow-finish aluminum wheels (Select and Limited), Caprice leatherette bucket seats with S logo (Select), Nappa leather-faced bucket seats with S logo (Limited) and P245/50R20 BSW tires (Select and Limited)   | P      | P       |           |
| Trailer-Tow Group with 1633-kg (3600-lb) Rating – Includes trailer-tow seven-/four-pin wiring harness, 2-inch hitch receiver, Trailer Sway Damping and heavy-duty radiator (AHT)   |        | 0       | 0         |
| Uconnect Theater Family Group – Includes video USB port, Blu-ray™/DVD player with video USB port, hands-free power sliding doors, Stow 'n Vac integrated vacuum cleaner, 19 harman/kardon speakers with subwoofer, HDMI port, three-channel video remote control, second- and third-row window shades, front seatback dual 10-inch touchscreens, 115-volt auxiliary power outlet, Active Noise Cancellation, 760-watt amplifier, interior rear-facing FamCAM <sup>(25)</sup> camera and Amazon Fire TV <sup>®(9)</sup> built-in (AEZ / AT3)  |        |         | 0         |
| Uconnect Theater Family Group II – Includes Apple CarPlay integration <sup>(6)</sup> and Android Auto capability; <sup>(6)</sup> video USB port, USB mobile projection, integrated centre stack radio (for details, visit DriveUconnect.ca), power two-way passenger lumbar-adjust, hands-free <sup>(13)</sup> phone communication, Connectivity - US/Canada, GPS navigation, <sup>(15)</sup> 4G LTE Wi-Fi Hotspot, <sup>(12)</sup> GPS antenna input, 506-watt amplifier, HDMI port, front-passenger-seat Auto Advance 'n Return, three-channel video remote control, SiriusXM with 360L <sup>(10)</sup> on-demand content, front seatback dual 10-inch touchscreens, Active Noise Cancellation, third-row USB charging port, power eight-way adjustable front seats, Amazon Fire TV <sup>(9)</sup> built-in, 10.1-inch touchscreen display, 13 Alpine speakers, disassociated touchscreen display, HD radio, 220-amp alternator, 115-volt auxiliary power outlet and Uconnect 5 NAV with 10.1-inch display (AEY) |        |         | 0         |

# 2026 DODGE CHARGER



## SELECT FEATURES

- 3.0L Twin Turbo SIXPACK High-Output (HO) engine
- 3.0L Twin-Turbo Standard-Output (SO) engine
- 8-speed Automatic transmission
- 10.25-inch digital cluster
- 12.3-inch Uconnect® 5 touchscreen radio
- 60/40 split-folding rear seat
- Alpine® nine-speaker audio system plus subwoofer with 506-watt amplifier
- Apple CarPlay integration<sup>(6)</sup> and Android Auto™ capability<sup>(6)</sup>
- Automatic all-wheel drive (AWD)
- Black headliner and A-pillar
- Body-colour flush-mounted door handles
- Bright tip dual exhaust
- Different front and rear fascias
- Dodge Connect<sup>(7)</sup>
- Dodge signature LED taillamps
- Dual-zone automatic temperature control
- Eight-way power driver's seat
- Enabled with Amazon Alexa<sup>(14)</sup>
- Exterior power, heated mirrors with Gloss Black caps
- Gloss Black roof
- Heated, cloth/leatherette performance seats
- Heated, flat bottom/flat top steering wheel with paddle shifters
- Interior sound enhancement
- Keyless Enter 'n Go™ with push-button start
- L1/L2 charging cable

- LED courtesy lighting (doors and puddle lamps)
- LED reflector-type headlamps
- Limited-slip differential
- Lit front and rear "Fratzog" emblems
- Manual tilt/telescoping steering column
- Overhead console with LED map lights and sun glass holder
- Paddle shifters
- Passive entry front doors
- Performance hood with heat extractor (ICE)
- Performance Pages 2.0
- Pistol grip shifter
- Rear hatch cargo shade
- Sport/Snow/Eco/Valet Drive Modes
- Techno-leather steering wheel, instrument panel and door uppers
- Three-month SiriusXM® trial<sup>(10)</sup>
- Tire inflator kit
- Two-way power lumbar-adjust
- Uconnect® 5 with navigation<sup>(15)</sup>

## SAFETY & SECURITY

- Active Driving Assist System<sup>(2)</sup> (Available)
- Active Lane Management System<sup>(2)</sup>
- Adaptive Cruise Control (ACC) with Stop and Go<sup>(2)</sup>
- Blind-Spot Monitoring (BSM)<sup>(2)</sup> and Rear Cross-Path Detection System<sup>(2)</sup>
- Drowsy-Driver Detection<sup>(2)</sup>
- Full-Speed Forward Collision Warning Plus<sup>(2)</sup> and Automatic Emergency Braking<sup>(2)</sup> with Vulnerable Road User Detection<sup>(2)</sup>
- Traffic Sign Recognition System<sup>(5)</sup>

## AVAILABLE FLEET FEATURES

- 360° Surround-View Camera System<sup>(1)</sup>
- Front tire-to-curb camera
- Front-/Rear-/Side-Distance Warning
- Park-Sense® Camera Activation<sup>(2)</sup>
- Turn Signal-Activated Blind-Spot View<sup>(2)</sup>

## AVAILABLE FLEET PACKAGES

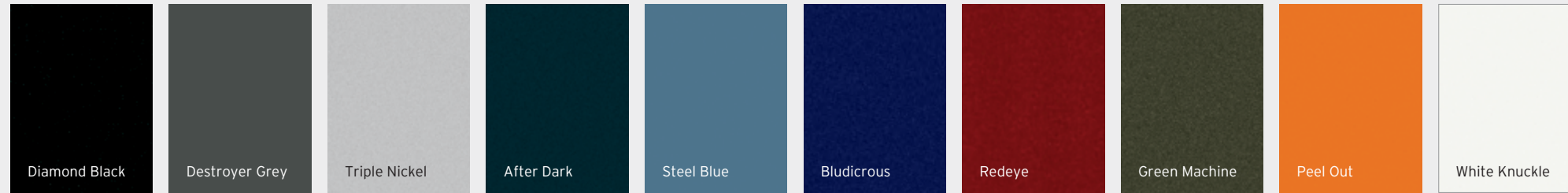
- Carbon & Suede Package
- Track Package
- Two-Piston Floating Base Brake Package

| ENGINES  | HORSEPOWER | TORQUE |
|--|------------|--------|
| 3.0L Twin-Turbo SIXPACK HO 8-speed AWD (Charger Scat Pack) | 550        | 531    |
| 3.0L Twin-Turbo SO (Charger R/T / R/T Plus)                | 420        | 468    |

| FUEL ECONOMY <sup>(17)</sup> L/100 km (mpg)                  |                     |
|--|---------------------|
| Fuel Economy   | City/Hwy            |
| - 3.0L Twin-Turbo SIXPACK HO 8-speed AWD (Charger Scat Pack) | 14.5 (19)/12.5 (28) |
| - 3.0L Twin-Turbo SO (Charger R/T / R/T Plus)                | 14.1 (20)/9 (31)    |

# 2026 DODGE CHARGER

## EXTERIOR PAINT COLOURS\*



\*Selections may not be available on all trim levels/models and may be limited/restricted based on availability.

| EXTERIOR DIMENSIONS, mm (in)    |              |
|---------------------------------|--------------|
| Overall Length                  | 5248 (206.6) |
| Overall Width (without mirrors) | 2027 (79.8)  |
| Height                          | 1504 (59.2)  |
| Turning Diameter (max; m (ft))  | 12 (40)      |
| Front Track                     | 1737 (68.4)  |
| Rear Track                      | 1745 (68.7)  |
| Base Curb Weight, kg (lb)       | 2648 (5838)  |
| Wheelbase                       | 3073 (121)   |
| Front Overhang                  | 759 (29.9)   |
| Rear Overhang                   | 1189 (46.8)  |

| INTERIOR DIMENSIONS, mm (in)           |              |
|--|--------------|
| First Row                              |              |
| - Headroom                             | 993 (39.1)   |
| - Legroom                              | 1082 (42.6)  |
| - Shoulder room                        | 1511 (59.5)  |
| - Hip room                             | 1430 (56.3)  |
| Second Row                             |              |
| - Headroom                             | 937 (36.9)   |
| - Legroom                              | 945 (37.2)   |
| - Shoulder room                        | 1463 (57.6)  |
| - Hip room                             | 1425 (56.1)  |
| Total Interior Volume, L (cu ft)       | 2919 (103.1) |
| Cargo Volume Seatbacks Up, L (cu ft)   | 643 (22.7)   |
| Cargo Volume Seatbacks Down, L (cu ft) | 1059 (37.4)  |
| Seating Capacity (max occupants)       | 5            |



RAM PROMASTER® EV

|  |   |
|--|---|
| Trims  | -   |
| Manufacturer's-Estimated, Le/100 km (MPGe <sup>(17)</sup> ; city/hwy/combined) | -   |
| Manufacturer's-Estimated Total Range <sup>(18)</sup> km                        | -   |
| Fuel Tank Capacity, L (US gal)   | -   |
| Available Engines/Battery  | 400-volt, 110-kWh                                   |
| Drivetrains  | Front-wheel drive (FWD), Electric Drive Motor (EDM) |
| Cargo Volume, L (cu ft)  | 524 (18.5)  |
| Curb Weight, kg (lb)   | 2801 (6176) – 2852 (6288)                           |
| Towing Capacity, kg (lb)   | -   |
| Ground Clearance   | -   |



|   | JEEP® WAGONEER S   | FIAT® 500e  |
|---|--|---|
| Trims   | Limited / Summit   | POP / Icona   |
| Manufacturer's-Estimated, Le/100 km (MPGe <sup>(17)</sup> ; city/hwy) | 2.3 (123) / 2.8 (101)  | 2 (118) / 2.4 (112)                                 |
| Manufacturer's-Estimated Total Range <sup>(18)</sup> km (mi)          | 473 (294)  | 227 (141)   |
| Battery   | 400-volt, 100.5-kWh  | 400-volt, 42-kWh                                    |
| Drivetrains   | Four-wheel drive (4WD), dual motors  | Front-wheel drive (FWD), Electric Drive Motor (EDM) |
| Cargo Volume, L (cu ft)   | 866 (30.6) (behind second-row seats) /<br>1728 (61) (behind first-row seats) /<br>3684 (130.1) (total passenger plus cargo volume) | 184 (6.5) (rear seats up)                           |
| Curb Weight, kg (lb)  | 2570 (5667)  | 1405 (3098)   |
| Towing Capacity,* kg (lb)   | 1587 (3500)  | -   |
| Ground Clearance  | 162 (6.4)  | 114 (4.5)   |



# 2026 RAM PROMASTER® EV



## SELECT FEATURES

- Air conditioning – Manual
- Auxiliary power outlet – Front, 115-volt (Available)
- Battery – 95-amp
- Battery pack – 400-volt, 110-kWh
- Cargo lamp – Rear, LED
- Electric power steering
- Fascia – Black exterior
- Fog lamps – LED
- Front-wheel drive (FWD)
- LED headlamps
- Push-button start
- Roll-up rear door
- Roof clearance lamps – Front and rear
- Seats – Four-way manual-adjust driver's bucket
- Speed limiter – Retailer-activated
- Steering column – Telescoping
- Steering wheel – Heated, leather-wrapped
- Wheels – 16-inch steel
- Windows – Front, power with one-touch down feature
- Windshield – Heated

## SAFETY & SECURITY

- 360° Surround-View Camera System<sup>(1)</sup>
- Adaptive Cruise Control (ACC) with Stop and Go<sup>(2)</sup>
- Air bags<sup>(19)</sup> – Driver's
  - Supplemental front-seat side
  - Supplemental side-curtain front
- Blind-Spot Monitoring (BSM)<sup>(2)</sup> and Rear Cross-Path Detection System<sup>(2)</sup>
- Drowsy-Driver Detection System<sup>(2)</sup>
- Electronic Park Brake
- Electronic Stability Control (ESC)<sup>(3)</sup> – Includes All-Speed Traction Control, Brake-Lock Differential, Crosswind Assist, Electronic Roll Mitigation, Hill Start Assist and Trailer Sway Damping
- Full-Speed Forward Collision Warning Plus<sup>(2)</sup> with Pedestrian/Cyclist Emergency Braking<sup>(2)</sup>
- Radio mute on Reverse

## AVAILABLE FLEET FEATURES

- Factory-activation/rear-speaker wiring
- Orange seat belts
- Rear back-up alarm
- White Noise back-up alarm

| MOTORS   | HORSEPOWER/<br>DRIVING RANGE <sup>(18)</sup>      | TORQUE |
|--|---|--------|
| 400-volt, 200-kW<br>G1200 Electric Drive Motor (EDM) | 268 hp / up to<br>an estimated<br>289 km (180 mi) | 302    |

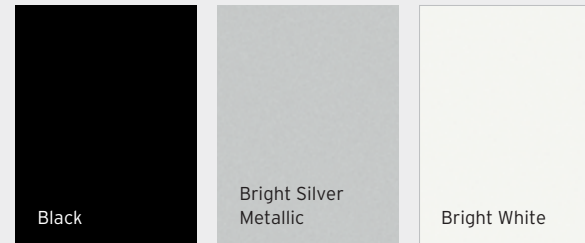
| EXTERIOR DIMENSIONS, mm (in)                          |                           |
|---|---------------------------|
| <b>Cargo Van</b>                                      |                           |
| Wheelbases  | 4039 (159/159 ext.)       |
| Overall Length  | 6000 (236.2)/6364 (250.6) |
| Overall Width (body without mirrors/mirrors extended) | 2064 (81.3)               |
| Height  | 2603 (102.5)/2845 (112)   |
| Turning Diameter, m (ft)                              | 14.3 (46.8)               |

| INTERIOR DIMENSIONS, mm (in)      |                                   |
|-----------------------------------|-----------------------------------|
| <b>Cargo Van</b>                  |                                   |
| Load Floor Length                 | 3733 (147)/4114 (162)             |
| Cargo Volume, L (cu ft)           | 13,277.77 (468.9)/14,838.03 (524) |
| Cargo Height (max)                | 1971 (77.6)/2148 (86.4)           |
| Cargo Width (between wheel wells) | 1422 (56)                         |
| Seating Capacity (max occupants)  | 6                                 |

| CAPABILITY, kg (lb)                        |             |
|--|-------------|
| Payload (Cargo Van)                        | 1262 (2782) |
| Gross Vehicle Weight Rating (GVWR)         | 4241 (9350) |
| Gross Axle Weight Rating (GAWR)<br>– Front | 2099 (4629) |
| – Rear                                     | 2400 (5291) |

# 2026 RAM PROMASTER® EV

## EXTERIOR PAINT COLOURS\*



\*Selections may not be available on all trim levels/models and may be limited/restricted based on availability.

### STANDARD FEATURES AND OPTIONS

|  | Cargo Van   | Cargo Van   | Delivery Van |
|--|-------------|-------------|--------------|
| <b>CPOS</b>  | 2TA/<br>2TB | 2TG/<br>2TH | 2TA          |
| <b>POWERTRAIN</b>  |             |             |              |
| 400-volt G1200 Electric Drive Motor (EDM) with One-Speed Gearbox (ELA / DCF) | 24A/<br>24B | 24G/<br>24H | 24A          |
| <b>MECHANICAL FEATURES</b>   |             |             |              |
| Battery – 95-amp (BCY)   | •           |             | •            |
| – 100-amp  |             | •           |              |
| Crosswind Assist (BNU)   | •           | •           | •            |
| Electric Power Steering (SBL)  | •           | •           | •            |
| Electronic Park Brake (XC4)  | •           | •           | •            |
| Electronic Stability Control (ESC) <sup>(3)</sup> (BNB)                      | •           | •           | •            |
| Push-Button Start (GX4)  | •           | •           | •            |
| Roof Height – High   | •           | •           |              |
| – Super-high   | •           | •           | •            |
| Speed Limiter – 104-km/h (65-mph) maximum speed (JJ4)                        | 0           | 0           |              |
| – 112-km/h (70-mph) maximum speed (JJ5)                                      | 0           | 0           | P            |
| – 123-km/h (77-mph) maximum speed (JJ9)                                      | 0           | 0           |              |
| Suspension – Heavy-duty (SDB)  | •           | •           | •            |
| – Premium heavy-duty (SDD)   | 0           | 0           |              |
| <b>EXTERIOR FEATURES</b>   |             |             |              |
| Black Front Fascia (MLF)   | •           | •           | •            |
| Black Rear Bumper (MBN)  | •           | •           | •            |
| Front Fog Lamps – LED with cornering function (LNV)                          | •           | •           | •            |

### STANDARD FEATURES AND OPTIONS

|  | Cargo Van   | Cargo Van   | Delivery Van |
|--|-------------|-------------|--------------|
| <b>CPOS</b>  | 2TA/<br>2TB | 2TG/<br>2TH | 2TA          |
| <b>EXTERIOR FEATURES (CONTINUED)</b>                               |             |             |              |
| Front Licence Plate Bracket (MDA)                                  | 0           | 0           | 0            |
| LED Daytime Running Lamps (DRLs) (LMZ)                             | •           | •           | •            |
| LED Reflector Headlamps (LPX)                                      | •           | •           | •            |
| Mirrors – Manual, foldaway (GTP)                                   | •           |             |              |
| – Power-folding, heated mirrors (GTR)                              |             | •           |              |
| – Wide, power-adjust, heated with supplemental signals (GTB)       | •           | •           | •            |
| Passenger Sliding Door – With window (GKS)                         |             |             | 0            |
| – Without window (GKA)   | •           | •           |              |
| Rain-Sensitive Windshield Wipers (JHC)                             |             | •           | •            |
| RAM Grille in Black with Chrome RAM Badge (ME6 / MFF)              | •           | •           | •            |
| – RAM grille badge in Black (ME3)                                  | F           | F           |              |
| – RAM grille in Chrome (MFE)                                       |             |             | P            |
| Rear Door Badging – ProMaster (MUX)                                | •           | •           |              |
| Rear Hinged Doors with Fixed Glass (GLB)                           | 0           | 0           |              |
| Right-Side Front Pocket Door (GJA)                                 | •           | •           | •            |
| Roll-Up Rear Door (no rear hinged doors) (GMF)                     |             |             | •            |
| – Rear hinged door with fixed glass (GLB)                          | 0           | 0           |              |
| – Rear hinged door with no glass (GLA)                             | •           | •           |              |
| Roof Clearance Lamps – Front and rear (LNC / LNG)                  | •           | •           | •            |
| Side Door Badging – ProMaster (MUU)                                | •           | •           | •            |
| Spare Tire Delete – Includes tire sealant and air compressor (TBF) | •           |             | •            |
| – Spare Tire Delete Fleet Option (TB8)                             |             |             | F            |

• = Standard. 0 = Optional. P = Available with Package noted. F = Fleet only.

# 2026 RAM PROMASTER® EV

| STANDARD FEATURES AND OPTIONS  | Cargo Van   | Cargo Van   | Delivery Van |
|--|-------------|-------------|--------------|
| CPOS   | 2TA/<br>2TB | 2TG/<br>2TH | 2TA          |
| <b>EXTERIOR FEATURES (CONTINUED)</b>   |             |             |              |
| Tires – LT255/75R16E BSW All-Season (A/S) (TWA)  | •           | •           | •            |
| – 225/75R16C BSW A/S (TU5)   |             | O           |              |
| – Spare - Full-size (TBB)  |             | •           | O            |
| Wheels – 16-inch steel (WCS)   | •           | •           | •            |
| – 16-inch Silver-painted aluminum (WJR)  | •           | •           | •            |
| – 16-inch Black aluminum (WNY)   |             | O           |              |
| – 16-inch Black steel (WDL)  | F           | F           |              |
| – 16-inch White steel (159-inch extended only) (WDW)   | F           | F           |              |
| <b>INTERIOR FEATURES</b>   |             |             |              |
| Additional Key Fobs – Two (GXK)  | F           | F           |              |
| Air Conditioning – Manually controlled, with heat (HAA)  | •           | •           | •            |
| A-Pillar Grab Handles (CSP)  | •           | •           | •            |
| Auxiliary Power Outlet – 12-volt, front (JJJ)  | •           | •           | •            |
| – 115-volt (JKV)   |             | •           | O            |
| Battery Charge Indication Module – Dashboard-mounted   | •           | •           | •            |
| Cargo Area Lighting  | •           | •           | •            |
| – Interior lighting – LED ambient  |             | •           |              |
| – LED rear cargo lamp (LDB)  |             | •           | •            |
| Cargo Partition with Sliding Window (XJ1)  | O           | O           |              |
| Cluster – 7-inch Thin Film Transistor (TFT) colour Driver Information Display (DID) (JAL)  | •           | •           | •            |
| Door Check Nylon Strap (XPA)   |             |             | •            |
| Door-Only Key (GXZ)  |             |             | •            |
| Radio Speakers – Four (RCD)  | •           | •           | •            |
| Seat Belts – Orange (CGQ)  | F           | F           | F            |
| Seating Surfaces – Cloth Black/Grey buckets (*A7)  | •           | •           |              |
| – Cloth Grey, heated (*C7)   |             |             | •            |
| – Vinyl buckets (*B7)  | O           | O           |              |
| Seats – Four-way manual-adjust driver's bucket (JVA)   | •           | •           | •            |
| – Four-way manual-adjust passenger (not available 2TA) (CDY)   | P           | •           |              |
| – Passenger Seat Delete - Includes deactivation of the passenger air bag <sup>(19)</sup> and deletion of the passenger seat belt mount (CD9/CC9) |             | P/F         | •            |
| Side Wall Paneling – Lower (CMG)   | O           | O           |              |
| Steering Column – Telescoping (SUC)  | •           | •           | •            |

| STANDARD FEATURES AND OPTIONS  | Cargo Van   | Cargo Van   | Delivery Van |
|--|-------------|-------------|--------------|
| CPOS   | 2TA/<br>2TB | 2TG/<br>2TH | 2TA          |
| <b>INTERIOR FEATURES (CONTINUED)</b>   |             |             |              |
| Steering Wheel – Heated (NHS)  |             |             | P            |
| – Leather-wrapped (SCC)  |             |             | •            |
| – Standard (SCA)   | •           | •           |              |
| Tire Pressure Monitoring System (XGM)  | •           | •           | •            |
| Windows – Power with one-touch down feature (JPY)  | •           | •           | •            |
| Wireless Charging Pad (RFX)  |             | P           | P            |
| Wood Floor – Rear (not available with Spray-On Floor Liner or Crew Van Package) (CME)  | O           | O           |              |
| <b>UCONNECT® MULTIMEDIA</b>  |             |             |              |
| Uconnect 5 NAV with 10.1-inch Display – Includes GPS Navigation, <sup>(15)</sup> HD radio, Apple CarPlay integration <sup>(6)</sup> and Android Auto™ capability, <sup>(6)</sup> Integrated Voice Command, <sup>(13)</sup> integrated centre stack and SiriusXM® with 360L <sup>(10)</sup> (UEN) | •           | •           | •            |
| <b>SAFETY &amp; SECURITY</b>   |             |             |              |
| 360° Surround-View Camera System <sup>(1)</sup> (XAK)  |             |             | P            |
| Adaptive Cruise Control (ACC) with Stop and Go <sup>(2)</sup> (NHZ)  |             | •           | P            |
| Air Bags <sup>(19)</sup> – Driver's and front-passenger (includes deactivate passenger air bag <sup>(19)</sup> ) (CGF)) (CGW)  | •           | •           | •            |
| – Supplemental front-seat side (CJ1)   | •           | •           | •            |
| – Supplemental side-curtain front (CJ4)  | •           | •           | •            |
| Back-Up Alarm – White noise (XEX)  | F           | F           | P            |
| Blind-Spot Monitoring (BSM) <sup>(2)</sup> and Rear Cross-Path Detection System <sup>(2)</sup> (XAN)   |             |             | P P          |
| Drowsy-Driver Detection System <sup>(2)</sup> (XNM)  | •           | •           | •            |
| Full-Speed Forward Collision Warning Plus <sup>(2)</sup> with Pedestrian/Cyclist Emergency Braking <sup>(2)</sup> (LSU)  | •           | •           | •            |
| Intelligent Speed Assist (ISA) <sup>(2)</sup> (NH4)  |             |             | P P          |
| Lane Departure Warning with Lane Keep Assist <sup>(2)</sup> (LAS)  |             |             | P P          |
| Multi-Collision Braking (BNA)  | •           | •           | •            |
| Park-Sense® Front/Rear Park Assist System <sup>(2)</sup> (XAG)   |             |             | P            |
| Park-Sense Front/Rear Park Assist System with Stop <sup>(2)</sup> (XH4)  |             |             | P            |
| Park-Sense Rear Park Assist System with Stop <sup>(2)</sup> (XH3)  | O           | P           |              |
| Radio Mute on Reverse (XDT)  |             |             | P            |
| Rearview Auto-Dimming Digital Display Mirror (GRG)   |             | P           | •            |
| Remote Keyless Entry (GXM)   | •           | •           | •            |
| Remote Proximity Keyless Entry (GXD)   |             | P           | P            |
| Traffic Sign Recognition System <sup>(5)</sup> (SJB)   | •           | •           | •            |

• = Standard. O = Optional. P = Available with Package noted. F = Fleet only.

# 2026 RAM PROMASTER® EV

| STANDARD FEATURES AND OPTIONS   | Cargo Van   | Cargo Van   | Delivery Van |
|---|-------------|-------------|--------------|
| <b>CPOS</b>   | 2TA/<br>2TB | 2TG/<br>2TH | 2TA          |
| <b>PACKAGES/EQUIPMENT GROUPS</b>  |             |             |              |
| Advanced Safety Group – Includes Active Driving Assist System, <sup>(2)</sup> 360° Surround-View Camera System, <sup>(1)</sup> Adaptive Cruise Control (ACC) with Stop and Go, <sup>(2)</sup> Blind-Spot Monitoring (BSM) <sup>(2)</sup> and Rear Cross-Path Detection System, <sup>(2)</sup> and leather-wrapped steering wheel (SLT and SLT+ only) (ALP)  |             | 0           |              |
| Black Appearance Package – Includes Black exterior badging, Black RAM grille badge and 16-inch Black-painted aluminum wheels (available on SLT+ only) (AMQ)   |             | 0           |              |
| Cold Weather Group – Includes heated driver's and front-passenger seats with six-way manual-adjust and two-way lumbar-adjust, heated windshield, rain-sensitive windshield wipers, heated steering wheel, ACC with Stop and Go, <sup>(2)</sup> and leather-wrapped steering wheel (not available on all models) (AD7)   | 0           | 0           |              |
| Convenience Group – Includes power-folding and heated mirrors with supplemental turn signals, rear cargo LED lamp, and ACC with Stop and Go <sup>(2)</sup> (AJK)  | 0           |             |              |
| Crew Van Package – Includes Mopar® Crew Van Kit, driver's-side second-row fixed window, passenger sliding door with window and second-row bench seat (provides seating for up to five including driver; up to six passengers with front-passenger double seat; restrictions apply; not available on all models; late availability) (AAF)  | 0           | 0           |              |
| Delivery Van Package – Includes heated windshield, passive entry, 112-km/h (70-mph) maximum speed limiter, automatic door lock/unlock, Lane Departure Warning with Lane Keep Assist, <sup>(2)</sup> ACC with Stop and Go, <sup>(2)</sup> heated steering wheel, Intelligent Speed Assist (ISA), <sup>(2)</sup> wireless charging pad, 360° Surround-View Camera System, <sup>(1)</sup> BSM <sup>(2)</sup> and Rear Cross-Path Detection System, <sup>(2)</sup> radio mute when in Reverse, White Noise back-up alarm, Park-Sense® Front/Rear Park Assist System <sup>(2)</sup> and last-mile delivery upfit kit (ADF) |             |             | F            |

| STANDARD FEATURES AND OPTIONS  | Cargo Van   | Cargo Van   | Delivery Van |
|--|-------------|-------------|--------------|
| <b>CPOS</b>  | 2TA/<br>2TB | 2TG/<br>2TH | 2TA          |
| <b>PACKAGES/EQUIPMENT GROUPS (CONTINUED)</b>   |             |             |              |
| Leather Interior Group – Includes Black/Grey leather-faced driver's and front-passenger bucket and swivel seats and leather-wrapped steering wheel (available on SLT and SLT+) (AJD)   |             | 0           |              |
| Power Group – Includes 100-amp battery, 12-volt rear auxiliary outlet and 115-volt auxiliary power outlet (available on Tradesman®) (ATT)  | 0           |             |              |
| Premium Convenience Group – Includes remote proximity keyless entry, wireless charging pad and rain-sensitive windshield wipers (ADK)  | 0           | 0           |              |
| Safety Group – Includes rearview auto-dimming digital display mirror, ISA, <sup>(2)</sup> Lane Departure Warning Plus, <sup>(2)</sup> and ACC with Stop and Go <sup>(2)</sup> (Tradesman and SLT only) (AJI)   | 0           | 0           |              |
| Safety/Convenience Group – Includes heated windshield, remote proximity keyless entry, 112-km/h (70-mph) speed limiter, heated steering wheel, ACC with Stop and Go, <sup>(2)</sup> wireless charging pad, BSM <sup>(2)</sup> and Rear Cross-Path Detection System, <sup>(2)</sup> upfit kit, White Noise back-up alarm, and Park-Sense Front/Rear Park Assist System with Stop <sup>(2)</sup> (late availability) (AAU) |             |             | 0            |
| Storage Group – Includes underseat storage tray, shelf above trim on all models and adds cargo net on 159-inch extended load floor (ALV)   | 0           | 0           |              |
| Swivel Seat Group – Includes driver's and front-passenger swivel seats with six-way manual-adjust, two-way lumbar-adjust and armrest (available on SLT and SLT+) (AFD)   |             | 0           |              |
| Upfitter's Prep Package – Includes two auxiliary switches and upfitter electronic module (Vehicle System Interface Module (VSIM)) (AZ3)  | 0           | 0           |              |



• = Standard. 0 = Optional. P = Available with Package noted. F = Fleet only.

# 2026 JEEP® WAGONEER S



## SELECT FEATURES

- New Exterior Colours Sting Grey and Copper Shino Metallic
- 4x4 drive system
- 12-way power-adjust driver's and front-passenger seats, including four-way power lumbar-adjust
- 12.3-inch full-colour digital Driver Information Display (DID)
- 19-speaker High-Performance McIntosh® Audio System
- 20-inch aluminum wheels
- 60/40 split-folding rear seats with three rear-seat head restraints<sup>(21)</sup> and middle rear seat with pull-down armrest and cup holder
- Ambient LED lighting with light colour control
- Automatic LED projector/reflector headlamps with Auto High-Beam Headlamp Control
- Battery Electric Vehicle (BEV)
- Centre console comfort controls with multicolour screen
- Dual All-Electric Drive Motors (EDMs), powered by 100-kWh, 400-volt battery pack
- Dual-pane panoramic sunroof
- Dual-Zone automatic temperature control, including humidity sensor and cabin filter
- Exterior accents in Silver Silk or Dark Titanium
- Frunk (front truck storage space)
- Gloss Black-painted roof
- Hands-free power liftgate (Available)
- Head-Up Display (Available)
- Heated/ventilated/massaging front seats (Available)
- Heated/ventilated rear seats (Available)

- Heated washer nozzles
- Leatherette seats
- LED front fog lamps
- LED taillamps and daytime running lamps (DRLs) (Park/ Turn)
- Memory system on driver's exterior mirror, radio and driver's seat
- Premium-wrapped, heated steering wheel with mounted audio controls
- Remote climate control activation
- Selec-Terrain® Traction Management System
- Selection of Free2Move charging packages
- Seven-slot illuminated grille
- Trailer-Tow Group – Including Blind-Spot Monitoring (BSM)<sup>(2)</sup> with Trailer Detection<sup>(2)</sup> (Available)
- Uconnect® 5 NAV with 12.3-inch touchscreen display, including GPS Navigation,<sup>(15)</sup> HD radio, wireless Apple CarPlay integration<sup>(6)</sup> and Android Auto™ capability,<sup>(6)</sup> Integrated Voice Command<sup>(13)</sup> with Bluetooth®, SiriusXM® with 360L,<sup>(10)</sup> 4G LTE Wi-Fi Hotspot<sup>(12)</sup> and Jeep Connect<sup>(7)</sup>
- Upper and lower rear spoilers in Gloss Black
- USB connections – Front, dual, full-function Type-C – Rear, dual, charge-only Type-C
- Wireless charging pad

## SAFETY & SECURITY

- 360° Surround-View Camera System<sup>(1)</sup>
- Acoustic Vehicle Alert System (AVAS)
- Active Driving Assist System<sup>(2)</sup> (Available)
- Active Lane Management System<sup>(2)</sup>

- Adaptive Cruise Control (ACC) with Stop and Go<sup>(2)</sup>
- Advanced Brake Assist<sup>(2)</sup>
- All-speed traction control
- Antilock four-wheel disc brakes
- BSM<sup>(2)</sup> and Rear Cross-Path Detection System<sup>(2)</sup>
- Drowsy-Driver Detection<sup>(2)</sup>
- Electronic Roll Mitigation
- Electronic Stability Control (ESC)<sup>(3)</sup>
- Four-door passive entry, front-door locks
- Four-wheel traction control
- Front and rear back-up camera<sup>(2)</sup> washer
- Full-Speed Forward Collision Warning Plus<sup>(2)</sup>
- High-speed overtake warning
- Hill Start Assist
- Hold 'N Go
- Intersection Collision Assist System<sup>(4)</sup>
- Lock-on-sync tire pressure sensor
- Nine air bags<sup>(19)</sup> – Advanced multistage front-seat – Side-curtain front/rear – Side-mounted front and rear outboard seats – Driver-inflatable knee bolster
- Park-Sense® Automated Parking System<sup>(2)</sup>
- Park-Sense Front/Rear Park Assist System with Stop<sup>(2)</sup>
- Pedestrian/Cyclist Emergency Braking<sup>(2)</sup>
- Rain brake support
- Ready alert braking

- Rain-sensitive windshield wipers
- Rear-door child protection locks
- Rough-Road Cruise Control
- Security alarm<sup>(20)</sup>
- Selectable tire-fill alert
- Side-Distance Warning
- Smartphone-as-a-key capable
- Tire Pressure Monitoring System
- Traffic Sign Information<sup>(5)</sup>
- Trailer Sway Damping
- Windshield wiper de-icer

| MOTORS                       | HORSEPOWER | TORQUE |
|------------------------------|------------|--------|
| 400-kW Dual Motors (Limited) | 500        | 524    |
| 500-kW Dual Motors (Premium) | 600        | 617    |

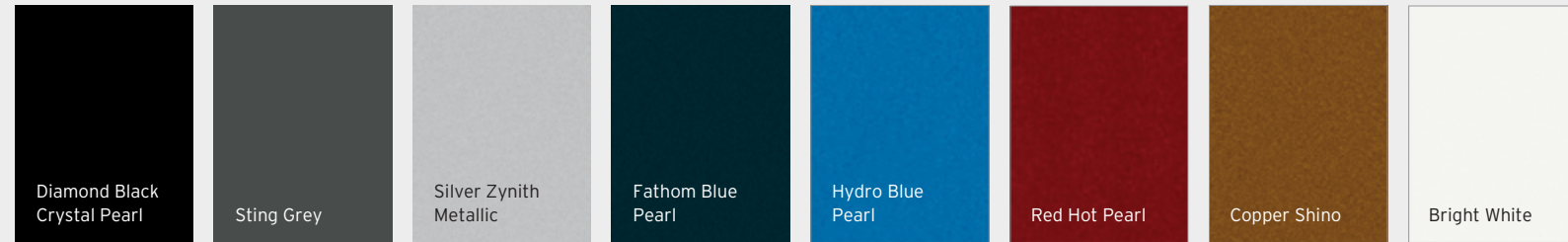
| FUEL ECONOMY; <sup>(17)</sup> L/100 km (MPGe)           |                                   |
|---|-----------------------------------|
| Fuel Economy  | City/Hwy/Combined                 |
| – Dual Electric Drive Motor (EDM)                       | 2.3 (123) / 2.8 (101) / 2.5 (113) |
| Battery   | 400-Volt / 100.5-kWh              |
| Driving Range, km (mi; manufacturer's-estimated; up to) | 473 (294)                         |

| TOWING* kg (lb) |             |
|-----------------|-------------|
| Maximum Towing  | 1587 (3500) |

\*When properly equipped.

# 2026 JEEP® WAGONEER S

## EXTERIOR PAINT COLOURS\*



\*Selections may not be available on all trim levels/models and may be limited/restricted based on availability.

| EXTERIOR DIMENSIONS, mm (in)    |              |
|---------------------------------|--------------|
| Wheelbase                       | 2870 (113)   |
| Overall Length                  | 4886 (192.4) |
| Overall Width (at mirrors)      | 2123 (83.6)  |
| Overall Height (at roof rail)   | 1645 (64.8)  |
| Front Track                     | 1636 (64.4)  |
| Rear Track                      | 1636 (64.4)  |
| Ground Clearance                | 162 (6.4)    |
| Approach Angle (deg)            | 19.2         |
| Breakover Angle (deg)           | 14           |
| Departure Angle (deg)           | 23.4         |
| Curb Weight, kg (lb; estimated) | 2570 (5667)  |

| INTERIOR DIMENSIONS, mm (in)                   |               |
|--|---------------|
| Front Row                                      |               |
| – Headroom                                     | 965 (38)      |
| – Legroom                                      | 1050 (41.3)   |
| – Shoulder room                                | 1458 (57.4)   |
| – Hip room                                     | 1406 (55.4)   |
| Second Row                                     |               |
| – Headroom                                     | 950 (37.4)    |
| – Legroom                                      | 965 (38)      |
| – Shoulder room                                | 1463 (57.6)   |
| – Hip room                                     | 1382 (54.4)   |
| Cargo Volume, L (cu ft) – Behind front-row     | 1727.3 (61)   |
| – Behind second-row                            | 866.4 (30.6)  |
| SAE Total Interior Passenger Volume, L (cu ft) | 2817.5 (99.5) |
| Total Passenger plus Cargo Volume, L (cu ft)   | 3684 (130.1)  |



# 2026 JEEP® WAGONEER S

| STANDARD FEATURES AND OPTIONS  | Limited | Summit |
|--|---------|--------|
| CPOS   | 2TS     | 2TZ    |
| <b>POWERTRAIN</b>  |         |        |
| 400-kW Dual Electric Drive Motors with 400-volt, 100.5-kWh Battery Pack (NZJ/BPF)  | •       |        |
| <b>MECHANICAL FEATURES/CAPABILITY</b>  |         |        |
| Drive System – 4x4 (5I4)   | •       | •      |
| Battery – 300-amp maintenance-free (BC9)   | •       | •      |
| Battery Charge Port/Indicator (4NU/XAT)  | •       | •      |
| Battery Electric Vehicle (BEV) Cooling (NMH)   | •       | •      |
| Front Offset/Rear Offset One-Speed Gearbox (DCC)   | •       | •      |
| Push-Button Start (GX4)  | •       | •      |
| Suspension – Heavy-duty (SDB)  | •       | •      |
| Traction Systems – All-Speed Traction Control (BNP)  | •       | •      |
| – Four-Wheel Traction Control (BNR)  | •       | •      |
| – Selec-Terrain® Traction Management System - Toggle switch for traction control settings: Sport, Auto, Eco, Snow and Sand (BNV) | •       | •      |
| Underbody Aerodynamic Treatment (XXN)  | •       | •      |
| <b>EXTERIOR FEATURES</b>   |         |        |
| Accents – Bright (MCG)   | •       |        |
| – Dark Neutral Grey (included with Obsidian Package) (CST)   | P       | •      |
| – Front upper and rear fascia in Body-colour (MBA/ML9)   | •       | •      |
| – Painted lower front fascia (ML6)   | •       | •      |
| – Rear fascia appliqué - Bright (MCA)  | •       |        |
| – Rear fascia appliqué - Dark Neutral Grey (included with Obsidian Package and Dark Appearance Package) (MCH)                    | P       | •      |
| – Door cladding and wheel flares in Gloss Black (MJW)  | •       | •      |
| – Sill moulding lower - Moulded-in-colour Black (MRF)  | •       | •      |
| – Upper and lower rear spoilers in Gloss Black   | •       | •      |
| Antenna – Shark-fin (RHC)  | •       | •      |
| Daylight Opening (DLO) Mouldings – Bright (MMH)  | •       |        |
| – Upper, Dark Neutral Grey (included with Obsidian Package and Dark Appearance Package) (MMR)                                    | P       | •      |
| Door Handle – Body-colour, flush (MNK)   | •       | •      |
| Frunk – Front trunk storage space (NND)  | •       | •      |
| Glass – Deep-tint sunscreen (GEG)  | •       | •      |
| – Acoustic windshield (GAK)  | •       | •      |
| – Acoustic laminated - Front and rear doors (GAP/GAH)  | •       | •      |
| – Laminated rear (GAZ)   | •       | •      |
| Grille – Gloss Black/billet accents (MAK)  | •       | •      |
| – Upper appliqué - Bright (MNQ)  | •       |        |
| – Upper appliqué - Dark Neutral Grey (included with Obsidian Package and Dark Appearance Package) (MM5)                          | P       | •      |

| STANDARD FEATURES AND OPTIONS   | Limited | Summit |
|---|---------|--------|
| CPOS  | 2TS     | 2TZ    |
| <b>EXTERIOR FEATURES (CONTINUED)</b>  |         |        |
| Grille (continued) – Seven-slot illuminated (LHK)   | •       | •      |
| – Active grille shutters (MDX)  | •       | •      |
| Lighting – LED projector/reflector headlamps (LM6)  | •       | •      |
| – Front LED fog lamps (LNV)   | •       | •      |
| – Automatic headlamps (LMG)   | •       | •      |
| – Auto High-Beam Headlamp Control (LMS)   | •       | •      |
| – LED daytime running lamp (DRL) system (park/turn) (LPJ)   | •       | •      |
| – Headlamp-off time delay (LHD)   | •       | •      |
| – LED taillamps (LAY)   | •       | •      |
| – Proximity approach/departure lamps (LNR)  | •       | •      |
| – Turn signal on outside mirror (LEB)   | •       | •      |
| Mirrors – Automatic power-folding, heated mirrors in Gloss Black with auto-dimming glass on driver's and passenger sides, memory, turn signals, auto-adjust-in-Reverse and courtesy lamps (GTG) | •       | •      |
| Liftgate – Power (JRC)  | •       | •      |
| – Hands-free power (included with Comfort Package and Luxury Group) (XZ2)   | P       | P      |
| Roof – Gloss Black-painted (MXS)  | •       | •      |
| Sunroof – Power, dual-pane panoramic, including power sunshade (GWJ)  | •       | •      |
| Tires – 235/50R20XL All-Season (A/S) LLR (TX3)  | •       | •      |
| – Tire Service Kit (XFP/TBF)  | •       | •      |
| Wheels – 20-inch painted Diamond-Cut aluminum (WR3)   | •       |        |
| – 20-inch Gloss Black-painted aluminum (included with Obsidian Package) (WH7)   | P       |        |
| – 20-inch machined-face aluminum with Black-painted pockets (WR3)   | •       |        |
| – 20-inch machined-face aluminum with Black-painted pockets (WR2)   |         | •      |
| – 20-inch Gloss Black-painted aluminum with Dark Neutral Grey inserts (included with Summit Obsidian Package) (WPF)   |         | P      |
| Windows – Rear, defroster (GFA)   | •       | •      |
| Wiper System – Rain-sensitive windshield wipers (JHC)   | •       | •      |
| – Windshield wiper de-icer (NHL)  | •       | •      |
| – Heated washer nozzles (JHH)   | •       | •      |
| <b>INTERIOR FEATURES</b>  |         |        |
| Accents – Black ceramic with haptic   | •       |        |
| – Cross Metal aluminum instrument panel appliqué  |         | •      |
| Air Conditioning – Dual-Zone automatic temperature control - Includes humidity sensor and cabin filter (HAF/XXT/JMD)  | •       | •      |
| – Remote climate control activation (XBR)   | •       | •      |
| Assist Handles (CSV)  | •       | •      |

• = Standard. 0 = Optional. P = Available with Package noted. F = Fleet only.

# 2026 JEEP® WAGONEER S

| STANDARD FEATURES AND OPTIONS  | Limited | Summit |
|--|---------|--------|
| CPOS   | 2TS     | 2TZ    |
| <b>INTERIOR FEATURES (CONTINUED)</b>   |         |        |
| Cargo Area – Cargo tie-down loops (CKT)  | •       | •      |
| – Overhead cargo area LED lighting (LCP)   | •       | •      |
| – Reversible carpet / vinyl cargo mat (CKK)  | •       | •      |
| – Tonneau cover (included with Comfort Package and Luxury Group) (CSD)   | P       | P      |
| Cluster – 12.3-inch digital, full-colour multiview Driver Information Display (DID) (JAN)  | •       | •      |
| – Map-in-cluster display (JBA)   | •       | •      |
| – Head-up display (included with Comfort Package and Luxury Group) (LBK)   | P       | P      |
| – Low washer fluid warning signal (LAL)  | •       | •      |
| Console – Full-length front floor console with concealable front storage bin and armrest storage bin (CUF)                                   | •       | •      |
| – Centre console lower comfort controls screen (RD1)   |         | •      |
| – Overhead console with two LED map lamps, Universal Garage Door Opener <sup>(22)</sup> control switches and power sunroof/sunshade controls | •       | •      |
| – Wireless charging pad (RFX)  | •       | •      |
| – Air vents on rear of centre console for rear passengers (XGA)  | •       | •      |
| Cup Holders (included with full-length front floor console) (CUF)  | •       | •      |
| – Rear-seat armrest with cup holders (CSN)   | •       | •      |
| Entry Systems – Four-door passive entry, front-door locks (GX7)  | •       | •      |
| – Push-button start (GX4)  | •       | •      |
| Floor Mats – Luxury front and rear (CLL)   | •       | •      |
| Glove Box – With lamp (JKH/LBC)  | •       | •      |
| Headliner – Cloth (CHD)  | •       |        |
| – Suede (CHG)  |         | •      |
| Lighting – Ambient light colour control, including up to 64 colours (LBZ)  | •       | •      |
| – Front reading / map lamps (LBG)  | •       | •      |
| – Rear reading / courtesy lamps (LBH)  | •       | •      |
| – Illuminated entry (LAC)  | •       | •      |
| Memory System – Driver’s-seat (LEQ)  | •       | •      |
| – Front-passenger seat (LE5)   |         | •      |
| – Steering column (included with Comfort Package) (LEW)  | P       | •      |
| – Radio (LEK)  | •       | •      |
| – Exterior mirror (LEM)  | •       | •      |
| Mirrors – Rearview auto-dimming mirror (GNK)   | •       | •      |
| – Digital rearview auto-dimming display mirror (included with Comfort Package and Luxury Group) (GRG)  | P       | P      |
| – Sun visors with illuminated mirrors (GNC)  | •       | •      |
| Power Outlet – 12-volt auxiliary (JJJ)   | •       | •      |
| – 12-volt auxiliary in rear (JJM)  | •       | •      |
| – 115-volt auxiliary (included with Comfort Package and Luxury Group) (JKV)  | P       | P      |

• = Standard. 0 = Optional. P = Available with Package noted. F = Fleet only.

| STANDARD FEATURES AND OPTIONS  | Limited | Summit |
|--|---------|--------|
| CPOS   | 2TS     | 2TZ    |
| <b>INTERIOR FEATURES (CONTINUED)</b>   |         |        |
| Seating – Neo Ultra Lux II in Global Black or Black/ Arctic with Wine accent stitching and Crescent piping (*B2)   | •       |        |
| – Perforated Neo Ultra Lux III with Axis II and Chevron Perforations, Blue Agave / Wine Dual Accent Stitching and Rouge Piping / Global Black (*Y7)      |         | •      |
| – Perforated Neo Ultra Lux III with Axis II Perforations, Blue Agave / Light Slate Grey Dual Accent Stitching and Frost Piping / Black / Radar Red (-XR) |         | 0      |
| Seats, Front-Row – Driver’s - Power-adjust eight-way, including power two-way lumbar-adjust (JVG / JPE)  | •       |        |
| – Driver’s - Power-adjust 12-way, including power four-way lumbar-adjust (JVJ / JPU)   |         | •      |
| – Passenger - Power-adjust eight-way, including power two-way lumbar-adjust (JWG / JRP)  | •       |        |
| – Passenger - Power-adjust 12-way, including power four-way lumbar-adjust (JWJ / JRS)  |         | •      |
| – Power seatback massage - Driver’s and front-passenger (CE9 / CE5)  |         | •      |
| – Ventilated - Driver’s and front-passenger (included with Comfort Package) (CAJ)  | P       | •      |
| – Seat memory - Driver’s (LEQ)   | •       | •      |
| – Seat memory - Front-passenger (LE5)  |         | •      |
| – Heated (JPM)   | •       | •      |
| – Four-way headrests - Driver’s and front-passenger (CDP)  | •       | •      |
| – Front height-adjustable shoulder belts (CGD)   | •       | •      |
| Seats, Second-Row – 60/40 split-folding and rear-seat armrest with cup holders (CFN)   | •       | •      |
| – Ventilated (CAH)   |         | •      |
| – Heated (JPZ)   |         | •      |
| – Heat ducts (XGR)   | •       | •      |
| – Air vents - Located behind centre console (XGA)  | •       | •      |
| – Three rear-seat head restraints <sup>(21)</sup> (CSH)  | •       | •      |
| Speed-Sensitive Power Door Locks (JPH)   | •       | •      |
| Steering – Electric power (SBL)  | •       | •      |
| – Tilt / telescoping column with memory (included with Comfort Package) (SUB / LEW)  | P       | •      |
| Steering Wheel – Premium-wrapped (SCJ)   | •       | •      |
| – Heated (NHS)   | •       | •      |
| – Mounted audio controls (RDZ)   | •       | •      |
| Universal Garage Door Opener <sup>(22)</sup> (XGD)   | •       | •      |
| Windows – Power front, one-touch up-and-down (JSB)   | •       | •      |
| – Power, global down with key fob (included with Comfort Package) (XTX)  | P       | •      |
| <b>UCONNECT® MULTIMEDIA</b>  |         |        |
| Front-Passenger Interactive Display (included with Comfort Package and Luxury Group) (RJA)   | P       | P      |
| 4G LTE Wi-Fi Hotspot <sup>(12)</sup> (RTQ)   | •       | •      |
| Wireless Apple CarPlay Integration <sup>(6)</sup> and Android Auto™ Capability <sup>(6)</sup> (RFP / RF5)  | •       | •      |
| Integrated Hands-Free <sup>(13)</sup> Phone and Audio (XRB)  | •       | •      |
| Media Device Connections – Front-row, dual, full-function Type-C (RSF)   | •       | •      |
| – Second-row, dual, charge-only Type-C (RS2)   | •       | •      |

# 2026 JEEP® WAGONEER S

## STANDARD FEATURES AND OPTIONS

| CPOS | Limited<br>2TS | Summit<br>2TZ |
|------|----------------|---------------|
|------|----------------|---------------|

### UCONNECT® MULTIMEDIA (CONTINUED)

|   |   |   |
|---|---|---|
| Speakers – Premium Alpine® speakers with 9 amplified speakers, including subwoofer (RC3)  | • |   |
| – McIntosh® MX920 Entertainment System with 19-speaker, 920-watt premium audio sound system and 10-inch subwoofer (included with Comfort Package) (RCA)   | P |   |
| – McIntosh MX1200 Entertainment System with 19-speaker, 1200-watt premium audio sound system and 12-inch subwoofer (RCM)  |   | • |
| Uconnect 5 NAV with 12.3-inch Display – Includes 12.3-inch touchscreen display with GPS Navigation <sup>(15)</sup> HD radio, wireless Apple CarPlay integration <sup>(6)</sup> and Android Auto™ capability, <sup>(6)</sup> Integrated Voice Command <sup>(13)</sup> with Bluetooth®, integrated centre stack radio, SiriusXM® with 360L <sup>(10)</sup> 4G LTE Wi-Fi Hotspot <sup>(12)</sup> and Jeep Connect <sup>(7)</sup> (UBX) | • | • |

### SAFETY & SECURITY

|  |   |   |
|--|---|---|
| Air Bags <sup>(19)</sup> (nine total) – Advanced multistage front (CG3)  | • | • |
| – Supplemental full-length front and rear side-curtain (CJ2)   | • | • |
| – Supplemental front-seat-mounted side (CJ1)   | • | • |
| – Supplemental rear-seat-mounted side (CJ7)  | • | • |
| – Driver's inflatable knee bolster (CGY)   | • | • |
| Braking Systems – Antilock four-wheel disc (BR2)   | • | • |
| – Pedestrian/Cyclist Emergency Braking <sup>(2)</sup> (LST)  | • | • |
| – Full-Speed Forward Collision Warning Plus <sup>(2)</sup> - Includes Advanced Brake Assist <sup>(2)</sup> (LSU)       | • | • |
| – Advanced Brake Assist <sup>(2)</sup> (packaged with Full-Speed Forward Collision Warning Plus <sup>(2)</sup> ) (BGG) | • | • |
| – Electric Park Brake (XC4)  | • | • |
| – Rain Brake Support (BHC)   | • | • |
| – Ready Alert Braking (BHD)  | • | • |
| – Hold 'n Go (BHG)   | • | • |
| Cruise Control Systems – Adaptive Cruise Control (ACC) with Stop and Go <sup>(2)</sup> (NHZ)                           | • | • |
| – Rough-Road Cruise Control (BNZ)  | • | • |
| Driver Assist Systems – Active Driving Assist System <sup>(2)</sup> (SJJ)  | • | • |
| – Active Lane Management System <sup>(2)</sup> (XNW)   | • | • |
| – Blind-Spot Monitoring (BSM) <sup>(2)</sup> and Rear Cross-Path Detection System <sup>(2)</sup> (XAN)                 | • | • |
| – BSM <sup>(2)</sup> with Trailer Detection <sup>(2)</sup> (included with Trailer Tow Group) (XPV)                     | P | P |
| – Traffic Sign Information <sup>(5)</sup> (SJF)  | • | • |
| – High-Speed Overtake Warning (SJG)  | • | • |
| – Side-Distance Warning (XAJ)  | • | • |
| – Intersection Collision Assist System <sup>(4)</sup> (XPS)  | • | • |
| – Drowsy-Driver Detection <sup>(2)</sup> (XNM)   | • | • |
| – Acoustic Vehicle Alert System (AVAS) (MN2)   | • | • |
| – Electronic Roll Mitigation (BNS)   | • | • |
| – Electronic Stability Control (ESC) <sup>(3)</sup> (BNB)  | • | • |
| – Hill Start Assist (BNG)  | • | • |

## STANDARD FEATURES AND OPTIONS

| CPOS | Limited<br>2TS | Summit<br>2TZ |
|------|----------------|---------------|
|------|----------------|---------------|

### SAFETY & SECURITY (CONTINUED)

|   |   |   |
|---|---|---|
| Park Assist Systems – Park-Sense® Automated Parking System <sup>(2)</sup> (XPM) | • | • |
| – Park-Sense Front/Rear Park Assist System with Stop <sup>(2)</sup> (XH4)       | • | • |
| Camera Systems – 360° Surround-View Camera System <sup>(1)</sup> (XAK)          | • | • |
| – Front and rear camera <sup>(2)</sup> washer (XDR/JHE)                         | • | • |
| Seat Belt and Door Systems – Front-passenger seat belt alert (LAX)              | • | • |
| – Rear-seat reminder alert (JFB)  | • | • |
| – Child Seat Anchor System – LATCH-ready (CGU)                                  | • | • |
| – Rear-door child protection locks (GXT)  | • | • |
| Security Alarm <sup>(20)</sup> (LSA)  | • | • |
| Tire Systems – Tire Pressure Monitoring System (XGM)                            | • | • |
| – Selectable tire-fill alert (LA5)  | • | • |
| – Lock-on-sync tire pressure sensor (CXG)                                       | • | • |
| Trailer Sway Damping (BNT)  | • | • |

### PACKAGES/EQUIPMENT GROUPS

|   |   |   |
|---|---|---|
| Comfort Package – Includes ventilated front seats, memory steering column, power tilt/telescoping steering column, power windows global down with key fob, digital rearview auto-dimming display mirror, 115-volt auxiliary power outlet, hands-free power liftgate, tonneau cover, Head-Up Display, front-passenger interactive touchscreen display, McIntosh® MX920 Entertainment System with 19-speaker, 920-watt premium audio sound system and 10-inch subwoofer, and illuminated McIntosh badges on front doors (AGF) | 0 |   |
| Dark Appearance Package – Includes Dark Neutral Grey exterior accents, including daylight opening (DLO) upper mouldings, upper grille appliqué and rear fascia appliqué (ALS)   | 0 |   |
| Luxury Group – Includes front-passenger interactive touchscreen display, Head-Up Display, hands-free power liftgate, digital rearview auto-dimming display mirror, 115-volt auxiliary power outlet and tonneau cover (AND)  |   | 0 |
| Obsidian Package – Includes Dark Neutral Grey exterior accents, including lower bodyside, front and rear fascia appliqué, DLO upper mouldings and upper grille appliqué, and 20-inch Gloss Black-painted aluminum wheels (late availability) (AMP)  | 0 |   |
| Propulsion Boost Package – Includes 500-kW dual electric drive power output (late availability) (NZS)   | 0 |   |
| Trailer Tow Group – Includes Class III hitch receiver, seven- and four-pin wiring harness, and BSM <sup>(2)</sup> with Trailer Detection <sup>(2)</sup> (AHC)   | 0 | 0 |

# 2026 FIAT® 500e



## SELECT FEATURES

- 4G LTE Wi-Fi Hotspot<sup>(12)</sup>
- 7-inch full-colour digital Driver Information Display
- 17-inch aluminum multi-spoke wheels
- Alexa Built-In<sup>(14)</sup>
- Battery Electric Vehicle (BEV)
- Battery pack – 352-volt, 42-kWh
- Body-colour dashboard
- Connected Travel and Traffic Services<sup>(8)</sup>
- Dark Chrome exterior accents
- Electric Vehicle (EV) drive mode selector – Normal, Range and Sherpa
- Heated front seats
- High-Definition (HD) radio
- JBL® seven-speaker audio system (Available)
- LED exterior lighting with automatic headlamps
- One-Pedal Drive System and E-coasting
- Power exterior mirrors in Body-colour
- Remote climate control activation
- SiriusXM® with 360L<sup>(10)</sup>
- Uconnect® 5 NAV with 10.25-inch touchscreen display and GPS Navigation<sup>(15)</sup>
- Unique E-latch door system
- USB port – Full-function, front-row Type-A and -C
- Wireless Apple CarPlay integration<sup>(6)</sup> and Android Auto™ capability<sup>(6)</sup>
- Wireless charging pad

## SAFETY & SECURITY

- Air bags<sup>(19)</sup> – Seven, including side-curtain air bags<sup>(19)</sup>
- Auto High-Beam Headlamp Control
- Cruise control
- Driver's-door proximity entry
- Drowsy-Driver Detection<sup>(2)</sup>
- Front- and rear-passenger seat belt alert
- Full-Speed Forward Collision Warning Plus<sup>(2)</sup>
- Intelligent Speed Assist (ISA)<sup>(2)</sup>
- Keyless Enter 'n Go™ System with two-door passive entry and front locks
- Lane Departure Warning with Lane Keep Assist<sup>(2)</sup>
- Park-Sense® Rear Park Assist System<sup>(2)</sup>
- ParkView® Rear Back-Up Camera<sup>(2)</sup>
- Pedestrian/Cyclist Emergency Braking<sup>(2)</sup>
- Rain-sensitive windshield wipers
- Regenerative Braking System
- Tire Pressure Information System
- Traffic Sign Information<sup>(5)</sup>

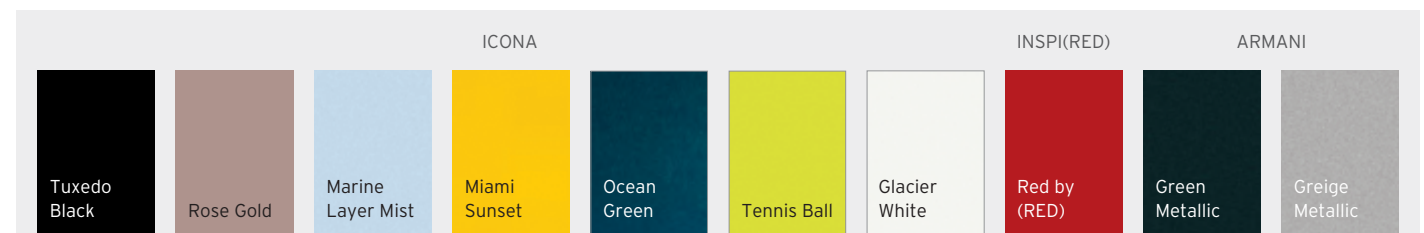
| EXTERIOR DIMENSIONS, mm (in)         |              |
|--------------------------------------|--------------|
| Wheelbase                            | 2322 (91.4)  |
| Overall Length                       | 3631 (142.9) |
| Overall Width – With mirrors         | 1883 (74.1)  |
| Overall Height                       | 1684 (66.3)  |
| Front Track                          | 1470 (57.9)  |
| Rear Track                           | 1465 (57.7)  |
| Ground Clearance                     | 114 (4.4)    |
| Base Curb Weight, kg (lb; estimated) | 1339 (2952)  |

| ELECTRIC DRIVING MODE <sup>(17)</sup> |           |
|---------------------------------------|-----------|
| City, Le/100 km                       | 2         |
| Hwy, Le/100 km                        | 2.4       |
| Combined, Le/100 km                   | 2.1       |
| Driving Range, km (mi)                | 227 (141) |

| INTERIOR DIMENSIONS, mm (in)          |             |
|---------------------------------------|-------------|
| First Row                             |             |
| – Headroom                            | 997 (39.25) |
| – Legroom                             | 1061 (41.8) |
| – Shoulder room                       | 1297 (51)   |
| – Hip room                            | 1265 (49.8) |
| Second Row                            |             |
| – Headroom                            | 898 (35.3)  |
| – Legroom                             | 748 (29.4)  |
| – Shoulder room                       | 1214 (47.7) |
| – Hip room                            | 1147 (45.1) |
| Seating Capacity (max occupants)      | 4           |
| Luggage Compartment Volume, L (cu ft) | 212 (7.51)  |
| Interior Volume Index, L (cu ft)      | 101.2 (3.5) |

| BATTERY           | HORSEPOWER | TORQUE |
|-------------------|------------|--------|
| 400-volt (42-kWh) | 118        | 162    |

## EXTERIOR PAINT COLOURS\*



\*Selections may not be available on all trim levels/models and may be limited/restricted based on availability.

|   | <b>JEEP® GRAND WAGONEER<br/>COMMAND OPERATIONS VEHICLE</b>            | <b>DODGE DURANGO ENFORCER</b>  | <b>RAM 1500 SSV</b>  | <b>RAM 2500/3500 HEAVY DUTY SSV</b>  |
|---|---|--|--|--|
| Manufacturer's-Estimated, L/100 km (mpg <sup>(17)</sup> ; city/hwy) | 14.2 (17)/10.4 (23) (SWB)<br>14.9 (16)/10.7 (22) (LWB)                | 13.5 (17) / 9.9 (24) (3.6L Pentastar™ V6) /<br>17 (14) / 11 (21) (5.7L HEMI® V8) | 12.2 (19)/9.7 (24) (3.6L Pentastar V6 with eTorque) /<br>13.2 (18) / 9.9 (24) (3.0L I-6 Hurricane SO Twin-Turbo) /<br>14.7 (16) / 11.6 (20) (5.7L HEMI V8) | -  |
| Manufacturer's-Estimated Total Range <sup>(18)</sup> km (mi)        | -   | 990 (615) (3.6L Pentastar V6) / 871 (541) (5.7L HEMI V8)                         | Varies depending on engine and fuel tank selection   | -  |
| Fuel Tank Capacity, L (US gal)                                      | 100 (26.5) (SWB) / 115 (30.5) (LWB)                                   | 93.1 (24.6)  | 98.4 (26), 124.9 (33)  | 106 (28) / 117 (31) / 121 (32) / 189 (50)                                      |
| Available Engines   | 3.0L I-6 Hurricane Standard-Output (SO) Twin-Turbo                    | 3.6L Pentastar V6 / 5.7L HEMI V8   | 3.6L Pentastar V6 with eTorque /<br>3.0L I-6 Hurricane SO Twin-Turbo /<br>5.7L HEMI V8   | 6.4L HEMI V8 / 6.7L I-6 Cummins®<br>High-Output (HO) Turbo Diesel              |
| Drivetrains   | 4x4   | All-wheel drive (AWD)  | 4x4  | 4x4  |
| Interior Volume, L (cu ft)  | 5165 (182.4) (SWB) / - (LWB)<br>(SAE Total Interior Passenger Volume) | 3766 (133.9)   | 3735 (131.9)   | 1770 (62.5) / 3528 (124.6) (Regular Cab / Crew Cab)                            |
| Wheelbase   | 3124 (123) (SWB) / 3302 (130) (LWB)                                   | 3042 (119.8)   | 3569 (140.5) / 3672 (144.6) / 3898 (153.5)   | 3560 (140.2) - 4293 (169.3)  |
| Overall Height  | 2027 (79.8) (SWB and LWB) (with roof rails)                           | 1851 (72.9) (with antenna)   | 1966 (77.4) - 1973 (77.7)  | 2015 (79.3) - 2037 (80.2)  |
| Overall Width   | 2388 (94) (SWB and LWB; with mirrors)                                 | 2172 (85.5)  | 2084 (82.1)  | 2016 (79.4) / 2448 (96.4)<br>(Single Rear Wheel (SRW) / Dual Rear Wheel (DRW)) |
| Overall Length  | 5489 (216.1) (SWB) / 5794 (228.1) (LWB)                               | 5101 (200.8)   | 5814 (228.9) / 5916 (232.9) / 6142 (241.8)   | 5892 (232) - 6626 (260.8)  |
| Power (hp @ rpm)  | 420 @ 5,200   | 360 @ 5150 (5.7L HEMI V8)  | 305 @ 6500 (3.6L Pentastar V6) /<br>420 @ 5000 (3.0L I-6 Hurricane SO Twin-Turbo)  | 405 @ 5600 / 430 @ 2800  |
| Torque (lb-ft @ rpm)  | 468 @ 3,500   | 390 @ 4250 (5.7L HEMI V8)  | 269 @ 4800 (3.6L Pentastar V6) /<br>469 @ 3000 (3.0L I-6 Hurricane SO Twin-Turbo)  | 429 @ 4000 / 1075 @ 1800   |
| Alternator Output (amp)   | 230   | 220  | 230 with 3.0L I-6 Hurricane SO Twin-Turbo only   | 220  |
| Maximum GVWR, kg (lb)   | 3402 (7500) (4WD SWB) / 3493 (7700) (4WD LWB)                         | 3220 (7100) (5.7L HEMI V8)   | 3130 (6900) (3.6L Pentastar V6) /<br>3220 (7100) (3.0L I-6 Hurricane SO Twin-Turbo)  | 4536 (10,000) / 6350 (14,000) (2500 / 3500)                                    |
| Cargo Volume, L (cu ft)   | 3304 (116.7) (SWB) / 3705 (130.9) (LWB) (behind first-row seats)      | 84.5 (3)   | 1526.2 (53.8)  | 1628.2 (57.5) / 2118.1 (74.7) (6'4" bed / 8' bed)                              |
| Towing Capacity,* kg (lb)   | 4536 (10,000) (4WD SWB) / 4473 (9860) (4WD LWB)                       | 3266 (7200) (5.7L HEMI V8)   | 3325 (7330) (3.6L Pentastar V6) /<br>5125 (11,300) (3.0L I-6 Hurricane SO Twin-Turbo)  | 9063 (19,980) / 15,717 (34,650) (2500 / 3500)                                  |

All dimensions and specifications are based on 2025MY vehicle information. Information may vary by model/trim, maximum shown. Please see your sales consultant for details.

All dimensions are in mm (in) unless noted otherwise.

\*When properly equipped.

# 2026 GRAND WAGONEER COMMAND OPERATIONS VEHICLE



## SELECT FEATURES

- All-New front and rear fascia redesign
- All-New front and rear LED lighting, including front taillamps design daytime running lamps (DRLs)
- All-New seven-slot illuminated grille
- New Silver Silk and Titanium exterior accents
- 3.0L I-6 Hurricane Standard-Output (SO) Twin-Turbo engine with Engine Stop/Start (ESS) Technology
- 4G LTE Wi-Fi Hotspot<sup>(12)</sup> (three-month trial subscription or 1GB of data)
- 4x4 drive systems
- 10.25-inch full-colour Driver Information Display
- 12-way, power-adjust, heated and ventilated front seats
- 20-inch machined aluminum wheels with Gloss Black pockets
- 115-volt auxiliary power outlet and three 12-volt auxiliary power outlets
- Alexa built-in<sup>(14)</sup>
- Connected Travel and Traffic Services<sup>(8)</sup> (three-month trial subscription)
- Fixed bodyside step
- Full LED exterior lighting, including automatic headlamps, taillamps, daytime running headlamps and fog lamps
- Hands-free power liftgate
- Heavy-Duty Trailer Tow Package, including Blind-Spot Monitoring with Trailer Detection, Trailer Hitch Zoom and Quadra-Drive<sup>®</sup> II 4x4 System (Available)

- Leather-trimmed seating surfaces
- Media Hub with two USB ports with full-function and auxiliary input jack
- Memory settings for driver's seat, steering column, exterior mirrors and radio
- Premium Alpine<sup>®</sup> Sound System with nine speakers
- Second-row Captain's Chairs
- Second-row dual USB charging ports
- Selec-Terrain<sup>®</sup> Traction Management System (4x4 models)
- SiriusXM<sup>®</sup> with 360L<sup>(10)</sup> (six-month trial subscription)
- Standard and long wheelbase vehicle lengths
- Standard seven- or available eight-passenger seating
- Third-row seat with 60/40 manual fold/recline and power-folding headrest
- Tri-zone automatic temperature control
- Uconnect<sup>®</sup> 5 NAV with 10.1-inch touchscreen display, including GPS Navigation<sup>(15)</sup> and Emergency Vehicle Alert System (EVAS)
- Wireless charging pad

## SAFETY & SECURITY

- 360<sup>°</sup> Surround-View Camera System<sup>(1)</sup> (Available)
- Active Driving Assist System<sup>(2)</sup> (Available)
- Active Lane Management System<sup>(2)</sup>
- Adaptive Cruise Control (ACC) with Stop and Go<sup>(2)</sup>
- Air bags<sup>(19)</sup> – Eight, including full-length side-curtain for all rows
- Auto High-Beam Headlamp Control

- Automatic Crash Notification Service
- Blind-Spot Monitoring (BSM)<sup>(2)</sup> and Rear Cross-Path Detection System<sup>(2)</sup>
- Drowsy-Driver Detection<sup>(2)</sup>
- Electric Park Brake
- Electronic Stability Control (ESC)<sup>(3)</sup>
- Full-Speed Forward Collision Warning with Active Braking<sup>(2)</sup>
- Hill Start Assist
- Intersection Collision Assist System<sup>(4)</sup>
- Parallel/Perpendicular Park & Unpark Assist with Stop System<sup>(2)</sup> (Available)
- Park-Sense<sup>®</sup> Front / Rear Park Assist System with Stop<sup>(2)</sup>
- ParkView<sup>®</sup> Rear Back-Up Camera<sup>(2)</sup> with Washer
- Pedestrian / Cyclist Emergency Braking<sup>(2)</sup>
- Push-button start
- Rain Brake Support
- Rain-sensitive windshield wipers (Available)
- Rear-seat reminder alert
- Remote Start System
- Selec-Speed<sup>®</sup> Control (Available)
- Selectable tire-fill alert
- Sentry Key<sup>®</sup> Theft Deterrent System
- Side-distance warning (Available)
- Tire Pressure Monitoring Display
- Traffic Sign Recognition System<sup>(5)</sup>

## ADDITIONAL UPFIT CONTENT AVAILABLE

- Emergency Lighting System
- Siren & Speaker System
- Upfit manual
- Weapons vault
- Window tint - Sun Band
- Wiring harness & power distribution centre

| ENGINE                                    | HORSEPOWER | TORQUE |
|---|------------|--------|
| 3.0L I-6 Hurricane SO Twin-Turbo with ESS | 420        | 468    |

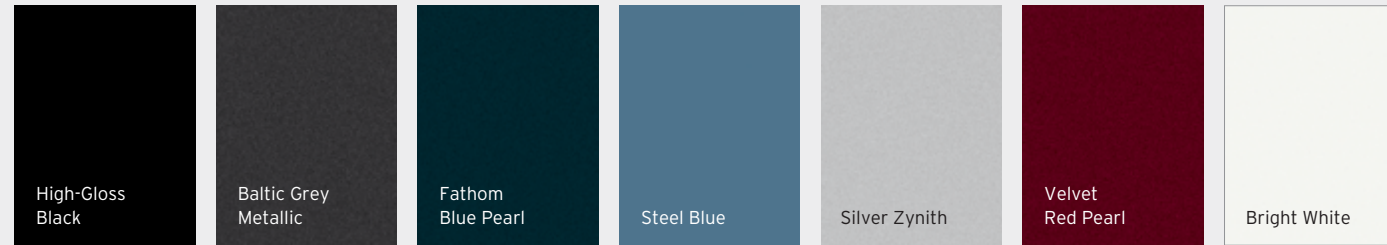
| TOWING* kg (lb)   |               |
|---|---------------|
| Maximum Towing – 3.0L I-6 Hurricane SO Twin-Turbo with ESS (4WD, SWB) | 4536 (10,000) |
| – 3.0L I-6 Hurricane SO Twin-Turbo with ESS (4WD, LWB)                | 4473 (9860)   |

\*When properly equipped.

| FUEL ECONOMY, L/100 km (mpg)                      |   |
|---|---|
| Fuel Economy                                      | City/Hwy  |
| – 3.0L I-6 Hurricane SO Twin-Turbo with ESS - 4WD | 14.2 (20) / 10.4 (27) (SWB) / 14.9 (19) / 10.7 (26) (LWB) |

# 2026 GRAND WAGONEER COMMAND OPERATIONS VEHICLE

## EXTERIOR PAINT COLOURS\*



\*Selections may not be available on all trim levels/models and may be limited/restricted based on availability.

| EXTERIOR DIMENSIONS, mm (in)                                | SWB /LWB                    |
|---|-----------------------------|
| Wheelbase   | 3124 (123) / 3302 (130)     |
| Overall Length  | 5489 (216.1) / 5794 (228.1) |
| Overall Width (at mirrors)                                  | 2388 (94)                   |
| Overall Height (at roof rail)                               | 2027 (79.8)                 |
| Front Track   | 1740 (68.5)                 |
| Rear Track  | 1735 (68.3)                 |
| Ground Clearance (with 20-inch tires) – Standard suspension | 213 (8.4)                   |
| Approach Angle (deg) – Standard suspension                  | 21.4                        |
| Breakover Angle (deg) – Standard suspension                 | 18.7                        |
| Departure Angle (deg) – Standard suspension                 | 21.2                        |
| Curb Weight* kg (lb) – 4WD                                  | 2694 (5940) / 2805 (6185)   |
| Fuel Tank Capacity, L (gal)                                 | 100 (26.5) / 115 (30.5)     |

SWB = Standard Wheelbase. LWB = Long Wheelbase.

| INTERIOR DIMENSIONS, mm (in)                   | SWB /LWB  |
|--|---|
| Front Row                                      |   |
| – Headroom                                     | 1049 (41.3)                                     |
| – Headroom (with sunroof)                      | 998 (39.3)                                      |
| – Legroom                                      | 1039 (40.9)                                     |
| – Shoulder room                                | 1679 (66.1)                                     |
| – Hip room                                     | 1613 (63.5)                                     |
| Second Row                                     |   |
| – Headroom                                     | 1016 (40)                                       |
| – Headroom (with sunroof)                      | 975 (38.4)                                      |
| – Legroom                                      | 1085 (42.7)                                     |
| – Shoulder room                                | 1656 (65.2)                                     |
| – Hip room                                     | 1600 (63)                                       |
| Third Row                                      |   |
| – Headroom                                     | 991 (39)  |
| – Headroom (with sunroof)                      | 978 (38.5)                                      |
| – Legroom                                      | 930 (36.6)                                      |
| – Shoulder room                                | 1636 (64.4)                                     |
| – Hip room                                     | 1311 (51.6)                                     |
| Cargo Volume, L (cu ft) – Behind front-row     | 3304 (116.7) / 3705 (130.9)                     |
| – Behind second-row                            | 1798 (70.8) / 2167 (85.3)                       |
| – Behind third-row                             | 709 (27.9) / 1082 (42.6)                        |
| SAE Total Interior Passenger Volume, L (cu ft) | 5165 (182.4) / TBD                              |
| Total Passenger plus Cargo Volume, L (cu ft)   | 5955 (210.3) / 6371 (225.1)                     |
| Seating Capacity (max occupants)               | 2 / 2 / 3<br>(with second-row Captain's Chairs) |
| – Available                                    | 2 / 3 / 3<br>(with second-row bench)            |

\*Curb weights are estimates and include standard equipment and full quantities of fuel, lubricant and coolant.



# 2026 DODGE DURANGO ENFORCER



## SELECT FEATURES

- 8-speed Automatic transmission with instrument panel-mounted shift lever
- 255/60R18BSW On-/Off-Road tires – V-speed rating
- All-wheel drive (AWD) system – Single-speed (two-speed available on V8)
- Alternator – 220-amp, heavy-duty
- Auxiliary power outlet – 12-volt
- Battery – 650-amp (Standard), 800-amp (Available with 5.7L HEMI® V8)
- Brakes – Antilock four-wheel disc, heavy-duty brake system
- Engine hour meter/engine idle hour meters
- Glass – Deep-tint sunscreen on rear doors, quarter panels and rear liftgate
- Headliner with two Red/White LED dome lamps
- Heavy-Duty Engine Cooling Package
- Mini centre floor console, police
- Push-push fuel-filler door
- Rear load-levelling suspension
- Speed control
- Steel wheels with Chrome centre caps
- Tri-Zone automatic temperature control with air filtration
- Vehicle System Interface Module (VSIM)
- Vinyl floor covering

## SAFETY & SECURITY

- Active head restraints<sup>(21)</sup>
- Air bags<sup>(19)</sup> – Advanced multistage driver's and front-passenger, advanced side-curtain and supplemental front-seat side
- Four-wheel disc Antilock Brake System with Electronic Brake-Force Distribution
- ParkView® Rear Back-Up Camera<sup>(2)</sup> with Park-Sense® Rear Park Assist System<sup>(2)</sup>
- Rain Brake Support
- Ready Alert Braking
- Trailer Sway Control (TSC)

| ENGINES                | HORSEPOWER | TORQUE |
|------------------------|------------|--------|
| 3.6L Pentastar™ V6 AWD | 293        | 260    |
| 5.7L HEMI V8 AWD       | 360        | 390    |

| FUEL ECONOMY <sup>(17)</sup> L/100 km (mpg) |                      |
|---|----------------------|
| Fuel Economy                                | City / Hwy           |
| – 3.6L Pentastar V6 AWD                     | 13.5 (21) / 9.9 (29) |
| – 5.7L HEMI V8 AWD                          | 17 (17) / 11 (26)    |

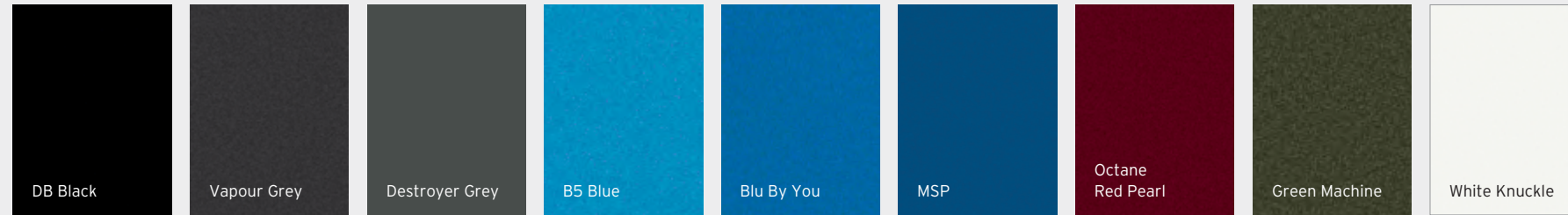
| EXTERIOR DIMENSIONS, mm (in)                       |              |
|--|--------------|
| Wheelbase  | 3042 (119.8) |
| Overall Length                                     | 5101 (200.8) |
| Overall Width                                      | 2172 (85.5)  |
| Overall Height                                     | 1851 (72.9)  |
| Running Ground Clearance                           | 207 (8.1)    |
| Approach Angle                                     | 20           |
| Departure Angle                                    | 21.5         |
| Breakover Angle                                    | 18.1         |
| Front Track  | 1623 (63.9)  |
| Rear Track   | 1627 (64.1)  |
| Base Curb Weights, kg (lb) – 3.6L Pentastar V6 AWD | 2236 (4929)  |
| – 5.7L HEMI V8 AWD                                 | 2365 (5214)  |

| TOWING, kg (lb)                        |             |
|--|-------------|
| Tow Class (max)                        | III         |
| Maximum Towing – 3.6L Pentastar V6 AWD | 2812 (6200) |
| – 5.7L HEMI V8 AWD                     | 3266 (7200) |

| INTERIOR DIMENSIONS, mm (in)                      |             |
|---|-------------|
| First Row   |             |
| – Headroom  | 1013 (39.9) |
| – Legroom   | 1025 (40.3) |
| – Shoulder room                                   | 1486 (58.5) |
| – Hip room  | 1449 (57)   |
| Second Row  |             |
| – Headroom  | 1011 (39.8) |
| – Legroom   | 981 (38.6)  |
| – Shoulder room                                   | 1465 (57.7) |
| – Hip room  | 1410 (55.5) |
| Cargo Volume, L (cu ft) – Behind second-row seats | 1226 (43.3) |
| – Behind front-row seats with rear seats folded   | 2161 (85.1) |
| Seating Capacity (max occupants)                  | 5           |
| Fuel Tank Capacity, L (US gal)                    | 93.1 (24.6) |

# 2026 DODGE DURANGO ENFORCER

## EXTERIOR PAINT COLOURS\*



\*Selections may not be available on all trim levels/models and may be limited/restricted based on availability.

### STANDARD FEATURES AND OPTIONS

**CPOS** 2BZ (3.6L V6)/22Z (5.7L V8) **Enforcer**

#### ENGINES / TRANSMISSION

|   |   |
|---|---|
| 3.6L Pentastar™ V6 with 8-speed Automatic (ERC) | • |
| 5.7L HEMI® V8 with 8-speed Automatic (EZH)      | 0 |

#### MECHANICAL FEATURES

|   |   |
|---|---|
| All-Wheel Drive (AWD) Systems – Single-speed, full-time AWD; includes MP 3010 transfer case (DHY) | • |
| – Two-speed, active on-demand AWD (packaged with 5.7L HEMI V8 and Trailer-Tow Group IV) (DKA)     | 0 |
| Alternator – Heavy-duty 220-amp (BAJ)   | • |
| Battery – 650-amp (packaged with 3.6L Pentastar V6 and Engine Stop/Start (ESS) technology) (BCZ)  | • |
| – 800-amp (packaged with 5.7L HEMI V8) (BCF)  | • |
| Brakes – Police Antilock Brake System four-wheel heavy-duty disc (BR9)                            | • |
| Engine Cooling – Upgraded heavy-duty (NMC)  | • |
| Exhaust System – Dual rear exhaust with Bright tips (packaged with 5.7L HEMI V8) (NEX)            | • |
| – Single rear exhaust on right side   | • |
| Fuel Tank – 93.1-litre (24.6-US gallon) with push-push fuel-filler door (NF4)                     | • |
| Instrument-Panel-Mounted Stalk Shifter (XE2)  | • |
| Suspension – Rear load-levelling (SES)  | • |
| – Police-tuned (SDB)  | • |
| Wiring Prep – Exterior spot lamp (LNQ)  | • |

#### EXTERIOR FEATURES

|  |   |
|--|---|
| 255/60R18BSW On-/Off-Road Tires – V-speed rating (TXQ)         | • |
| Doors – Driver’s- and passenger-side ballistic panel (XDG/XDV) | 0 |
| Fascias – Accent-colour lower, Body-colour upper (MLX/MBP)     | • |
| Grille – Gloss Black with Granite inner (MAK)                  | • |

• = Standard. 0 = Optional. P = Available with Package noted. F = Fleet only.

### STANDARD FEATURES AND OPTIONS

**CPOS** 2BZ (3.6L V6)/22Z (5.7L V8) **Enforcer**

#### EXTERIOR FEATURES (CONTINUED)

|  |   |
|--|---|
| Licence Plate Brow – Chrome, with Dodge logo, licence plate lamps and lock button (MDA)  | • |
| Liftgate Spoiler – Body-colour; includes Centre High-Mounted Stop Lamp (CHMSL)   | • |
| Lighting – Automatic headlamps (on/off) actuate when ambient light is at low levels; includes headlamps-on-with-wipers feature (LMG) | • |
| – Black headlamp bezels (MFA)  | • |
| – LED daytime running headlamps (LMZ)  | • |
| – LED low-/high-beam headlamps (LM6)   | • |
| Mirrors – Power, manual-folding with heating element (GYS)   | • |
| Sill Mouldings – Accent-colour with Bright insert (MRF)  | • |
| Wheel Lip Mouldings – Accent-colour (MRD)  | • |
| Wheels – 18-inch Technical Grey (WP1)  | 0 |
| – 18-inch Black steel with Bright hub caps (WBN)   | • |
| Wiper System – Front, automatic rain-sensitive (JHC)   | • |
| – Rear, with fixed intermittent and continuous speeds, with washer (JHB)   | • |

#### INTERIOR FEATURES

|  |   |
|--|---|
| 7-inch Thin Film Transistor (TFT) Reconfigurable Digital Gauge Cluster – Includes custom-programmable features (JAJ)   | • |
| Air Conditioning – Tri-Zone automatic temperature control; includes infrared sensors and rear-seat outlets (HAH)   | • |
| Cargo Area – Carpeted, with storage tray and cargo tie-down loops in floor, driver’s-side storage bin and 12-volt auxiliary power outlet (CKT/CLG/CKN/JJM/LBC) | • |
| Consoles – Full-length front floor with two illuminated cup holders and two-tier armrest storage (CUF)   | 0 |
| – Overhead front with two LED map lamps and dome lamp with Red and White lighting (CUN)  | • |
| Dodge Air Filtration System (JMA)  | • |
| Floor – Vinyl covering, Black (CKJ)  | • |

# 2026 DODGE DURANGO ENFORCER

| STANDARD FEATURES AND OPTIONS  |  | Enforcer                    |
|--|--|-----------------------------|
| <b>CPOS</b>  |  | 2BZ (3.6L V6)/22Z (5.7L V8) |
| <b>INTERIOR FEATURES (CONTINUED)</b>   |  |                             |
| Lighting – Glove box lamp, front fixed LED map lamps, second-row directional LED map lamps, courtesy door lamps, overhead console, rear-passenger overhead reading/courtesy lamps, cargo compartment lamp, Sapphire Blue interior switch lighting, and Sapphire Blue ambient LED lighting for the front door, inside handles and map pockets |  | •                           |
| Mini Police Console (CZX)  |  | •                           |
| Power Outlets – Two 12-volt, located on the instrument panel and in the rear cargo compartment (JKP/JJM)   |  | •                           |
| Rear Air Conditioning with Headliner Vents and Rear-Seat Controls (HBB)  |  | •                           |
| Rearview Mirror – Day/night (GNK)  |  | •                           |
| Seating – Five-passenger configuration (CYD)   |  | •                           |
| Seats – Bucket with Carolina Mesh/Shift cloth in Black (*C5)   |  | •                           |
| – Cloth bucket with rear vinyl (*A7)   |  | O                           |
| – Power-adjust eight-way driver's and manual-adjust passenger (JPR)  |  | •                           |
| – Power four-way driver's lumbar-adjust (JPU)  |  | •                           |
| – Front-passenger fold-flat (CDW)  |  | •                           |
| Seats, Second-Row – 60/40-split with head restraints <sup>(2)</sup> for the outboard seating positions (CFN)   |  | •                           |
| Steering Wheel – Premium-wrapped, with audio and speed controls (RDZ)  |  | •                           |
| – Tilt/telescoping steering column (SUD)   |  | •                           |
| <b>UCONNECT® MULTIMEDIA</b>  |  |                             |
| Media Hub – Includes two USB ports and an auxiliary jack (RSF)   |  | •                           |
| Speakers – Six (two instrument-panel-mounted 2.5-inch tweeters, two front-door 6- x 9-inch full-range speakers and two rear-door 6.5-inch full-range speakers) (RCG)   |  | •                           |
| Uconnect 5 NAV with 10.1-inch Display – Includes Apple CarPlay integration <sup>(6)</sup> and Android Auto™ capability <sup>(6)</sup> and Integrated Voice Command <sup>(13)</sup> (UEN)   |  | •                           |

| STANDARD FEATURES AND OPTIONS   |  | Enforcer                    |
|---|--|-----------------------------|
| <b>CPOS</b>   |  | 2BZ (3.6L V6)/22Z (5.7L V8) |
| <b>SAFETY &amp; SECURITY</b>  |  |                             |
| Air Bags <sup>(9)</sup> – Advanced multistage and driver's and front-passenger; inflate with a force appropriate to the severity of the frontal or near-frontal impact (CG3)  |  | •                           |
| – Advanced side-curtain; provide additional protection to front and rear outboard occupants in the event of a rollover (CJ5)  |  | •                           |
| – Advanced supplemental front-seat-side; provide additional protection in the event of a side-impact collision (CGS)  |  | •                           |
| – Driver's-side inflatable knee bolster (CGY)   |  | •                           |
| Blind-Spot Monitoring (BSM) <sup>(2)</sup> and Rear Cross-Path Detection System <sup>(2)</sup> (XAN)  |  | •                           |
| Electronic Stability Control (ESC) <sup>(3)</sup> – Includes Vehicle Stability Management System, Electronic Roll Mitigation, All-Speed Traction Control, Brake Assist and four-channel Antilock Brake System (ABS) (BNB)   |  | •                           |
| Hill Start Assist – Prevents vehicle from rolling back for two seconds when starting on an incline (BNG)  |  | •                           |
| Keyless Enter 'n Go™ – Push-button ignition system with proximity entry: driver can leave the key fob in pocket or purse; the doors are unlocked by touching the exterior door handle, and the vehicle will start with the push of a button on the instrument panel when the brake pedal is depressed (GX4) |  | •                           |
| ParkView® Rear Back-Up Camera <sup>(2)</sup> – Includes Park-Sense® Rear Park Assist System <sup>(2)</sup> (XAC/XH3)  |  | •                           |
| Ready Alert Braking – Anticipates situations when the driver may initiate an emergency stop and uses the ESC <sup>(3)</sup> pump to set the brake pads against the rotors, decreasing the time required for full brake application (BHD)  |  | •                           |
| Sentry Key® Antitheft Engine Immobilizer – Electronic transponder in key determines if valid key is being used to start the vehicle (GXX)   |  | •                           |
| Trailer Sway Control (TSC) – Works in tandem with ESC <sup>(3)</sup> to help improve handling in adverse towing conditions caused by crosswinds and traffic (BNT)   |  | •                           |
| <b>PACKAGE/EQUIPMENT GROUP</b>  |  |                             |
| Skid Plate Group – Includes skid plates for the fuel tank, transfer case and front suspension (ADL)   |  | O                           |

# 2026 RAM 1500 SPECIAL SERVICE VEHICLE



### SELECT FEATURES

- 3.6L Pentastar™ V6 engine with eTorque / 8-speed Automatic transmission
- 3.0L I-6 Hurricane Standard-Output (SO) Twin-Turbo engine / 8-speed Automatic transmission (Available)
- 4G LTE Wi-Fi Hotspot<sup>(12)</sup> (three-month or 1GB trial subscription, whichever comes first)
- Bluetooth® hands-free<sup>(13)</sup> phone and audio
- LED reflector headlamps
- Remote Start System
- Uconnect® 5 with 8.4-inch touchscreen display
- SSV Prep Package Content – 115-volt auxiliary power outlet
  - 400-watt inverter
  - Black vinyl flooring
  - Exterior 115-volt AC outlet
  - Front Centre Seat Delete (40/0/40)
  - Fuel tank skid plate
  - Full-size spare tire
  - Mopar® Four Adjustable Cargo Tie-Down Hooks
  - Mopar Deployable Bed Step
  - Mopar Spray-In Bedliner
  - Pickup bed lighting
  - Steering gear skid plate
  - Tow hooks
  - Transfer case skid plate

### SAFETY & SECURITY

- Active Lane Management System<sup>(2)</sup>
- Adaptive Cruise Control (ACC) with Stop and Go<sup>(2)</sup>
- Advanced Brake Assist<sup>(2)</sup>

- Air bags<sup>(19)</sup> – Advanced multistage front
  - Supplemental side-curtain
  - Supplemental front-seat side-mounted
- Auto High-Beam Headlamp Control
- Blind-Spot Monitoring (BSM)<sup>(2)</sup> and Rear Cross-Path and Trailer Detection Systems<sup>(2)</sup>
- Brakes – Power-assisted four-wheel antilock disc
- Electronic Parking Brake
- Electronic Stability Control (ESC)<sup>(3)</sup>
- Full-Speed Forward Collision Warning Plus<sup>(2)</sup>
- Park-Sense® Front / Rear Park Assist System with Stop<sup>(2)</sup>
- ParkView® Rear Back-Up Camera<sup>(2)</sup>
- Pedestrian / Cyclist Emergency Braking<sup>(2)</sup>
- Rear-seat reminder alert
- Remote keyless entry
- Sentry Key® Theft Deterrent System
- Tailgate-ajar warning lamp
- Tire Pressure Fill Alert System
- Tire Pressure Monitoring System

### AVAILABLE UPFIT CONTENT (not included with SSV Prep Package)

- Emergency lighting
- Headlight / taillight flash
- Officer protection / security module
- Police console
- Red / White dome lamp
- Spot lamp wiring / spot lamps
- Upfitter circuits

| ENGINES                          | HORSEPOWER | TORQUE |
|----------------------------------|------------|--------|
| 3.6L Pentastar V6 with eTorque   | 305        | 271    |
| 3.0L I-6 Hurricane SO Twin-Turbo | 420        | 469    |

| EXTERIOR DIMENSIONS, mm (in)                             |                             |
|--|-----------------------------|
|  | Crew Cab 4x4                |
| Wheelbase  | 3672.8 (144.6)              |
| Box Length   | 5'7"                        |
| Overall Length, including Rear Bumper                    | 5902.9 (232.4)              |
| Overall Height – Empty                                   | 1971 (77.6)                 |
| Overall Width  | 2085.3 (82.1)               |
| Track (front / rear)                                     | 1739.9 (68.5) / 1727.2 (68) |
| Tailgate Load Height                                     | 881.4 (34.7)                |
| Max GVWR, kg (lb; 3.6L V6 / 3.0L I-6)                    | 3130 (6900) / 3221 (7100)   |
| Max Payload, <sup>(29)</sup> kg (lb; 3.6L V6 / 3.0L I-6) | 812 (1790) / 835 (1840)     |
| Fuel Tank Capacity, L (US gal)                           | 98 (26)                     |

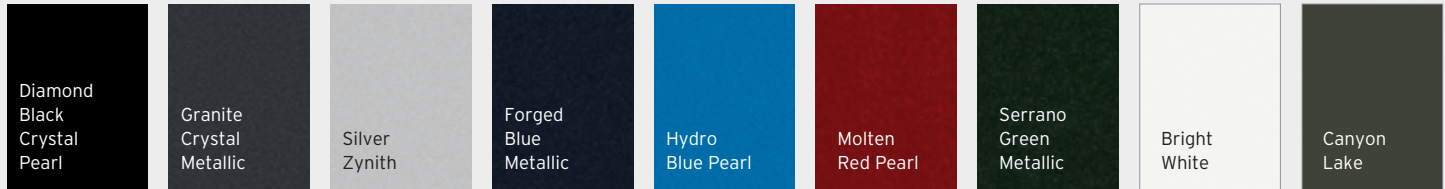
| FUEL ECONOMY, L/100 km (mpg)       |                            |
|------------------------------------|----------------------------|
| Fuel Economy                       | City/Hwy                   |
| – 3.6L Pentastar V6 with eTorque   | 12.1 (23) / 9.7 (29) (4x4) |
| – 3.0L I-6 Hurricane SO Twin-Turbo | 13.2 (21) / 9.9 (29) (4x4) |

| INTERIOR DIMENSIONS, mm (in) |                               |
|------------------------------|-------------------------------|
| All Ram Interiors            | Crew Cab                      |
| Headroom (front / rear)      | 1038.9 (40.9) / 1013.5 (39.9) |
| Hip Room (front / rear)      | 1610.4 (63.4) / 1610.4 (63.4) |
| Shoulder Room (front / rear) | 1676.4 (66) / 1668.8 (65.7)   |
| Legroom (front / rear)       | 1038.9 (40.9) / 1139 (44.8)   |
| Seat Travel (max)            | 220 (8.7)                     |

| TOWING* kg (lb)                                 |               |
|---|---------------|
| Maximum Towing – 3.6L Pentastar V6 with eTorque | 3329 (7340)   |
| – 3.0L I-6 Hurricane SO Twin-Turbo              | 11,220 (5089) |

\*When properly equipped. †Selections may not be available on all trim levels/models and may be limited/restricted based on availability.

### EXTERIOR PAINT COLOURS<sup>†</sup>



# 2026 RAM HEAVY DUTY SPECIAL SERVICE VEHICLE



## SELECT FEATURES

- 6.4L HEMI® V8 engine / 8HP75 8-speed Automatic transmission
- Alternator – 220-amp
- Automatic headlamps
- Battery – 730-amp, maintenance-free
- Class V hitch receiver
- Driver's- and passenger-side assist handles
- Four-wheel antilock disc brakes
- Locking tailgate
- Power recirculating ball steering
- Ram Air Filtration System
- Rear axle – 11.5-inch
- Tilt steering column
- Tinted glass, all windows
- Trailer-tow harness – Four- / seven-pin connector
- Variable / intermittent windshield wipers

## SAFETY & SECURITY

- Air bags<sup>(19)</sup> – Multistage driver's and front-passenger, supplemental side-curtain and side-seat
- Dynamic front crumple zones and side-impact door beams
- Electronic Stability Control (ESC)<sup>(3)</sup> System – Includes Brake Assist, Electronic Roll Mitigation, Hill Start Assist, Rain Brake Support, Ready Alert Braking, Full-Function All-Speed Traction Control and Trailer Sway Control (TSC)
- Enhanced Accident Response System

- ParkView® Rear Back-Up Camera<sup>(2)</sup>
- Sentry Key® Theft Deterrent System
- Tire Pressure Monitoring System (3500 models)
- Tire Pressure Monitoring System with display (2500 only)

## AVAILABLE FLEET FEATURES

- \*V9 cloth bench seat option for Tradesman®
- Front fog lamps for Tradesman
- Low-volume paint options
- Mopar® Black Tubular Side Steps for Tradesman
- Mopar Under-Rail Box Bedliner
- Park-Sense® Front / Rear Park Assist System<sup>(2)</sup> for Tradesman
- Two additional key fobs for Tradesman

| ENGINES   | HORSEPOWER | TORQUE |
|---|------------|--------|
| 6.4L HEMI V8                                    | 405        | 429    |
| 6.7L I-6 Cummins® High-Output (HO) Turbo Diesel | 430        | 1075   |

| TOWING* kg (lb)       |                 |
|-----------------------|-----------------|
| Maximum Towing – 2500 | 9063 (19,980)   |
| – 3500                | 15,717 (34,650) |

| RAM 2500 EXTERIOR DIMENSIONS, mm (in) |              |                |              |
|---------------------------------------|--------------|----------------|--------------|
| All specs are for base models only.   | Regular Cab  |                | Crew Cab     |
|                                       | 8' Box       | 6'4" Box       | 8' Box       |
| Overall Width                         | 2120 (83.5)  | 2120 (83.5)    | 2120 (83.5)  |
| Overall Height (4x4)                  | 2037 (80.2)  | 2037 (80.2)    | 2035 (80.1)  |
| Overall Length                        | 5892 (232)   | 6067 (238.8)   | 6626 (260.8) |
| Track – Front                         | 1745 (68.7)  | 1745 (68.7)    | 1745 (68.7)  |
| Track – Rear                          | 1729 (68.1)  | 1729 (68.1)    | 1729 (68.1)  |
| Wheelbase                             | 3561 (140.2) | 3787.1 (149.1) | 4293 (169)   |

| RAM 3500 EXTERIOR DIMENSIONS, mm (in) |               |              |                |               |              |
|---------------------------------------|---------------|--------------|----------------|---------------|--------------|
| All specs are for base models only.   | Regular Cab   |              | Crew Cab       |               |              |
|                                       | 8' Box        | 8' Box DRW   | 6'4" Box       | 8' Box        | 8' Box DRW   |
| Overall Width                         | 2120 (83.5)   | 2450 (96.5)  | 2120 (83.5)    | 2120 (83.5)   | 2450 (96.5)  |
| Overall Height (4x4)                  | 2042.2 (80.4) | 2019 (79.5)  | 2039 (80.3)    | 2026 (79.8)   | 2015 (79.3)  |
| Overall Length                        | 5892 (232)    | 5892 (232)   | 6065.5 (238.8) | 6626 (260.8)  | 6626 (260.8) |
| Track – Front                         | 1719 (67.7)   | 1719 (67.7)  | 1719 (67.7)    | 1719 (67.7)   | 1719 (67.7)  |
| Track – Rear                          | 1703 (67.1)   | 1927 (75.9)  | 1704.3 (67.1)  | 1704.3 (67.1) | 1927 (75.9)  |
| Wheelbase                             | 3560 (140.2)  | 3560 (140.2) | 3785 (149)     | 4300 (169.3)  | 4300 (169.3) |

| INTERIOR DIMENSIONS, mm (in)     |             |                           |
|----------------------------------|-------------|---------------------------|
| Ram Interiors                    | Regular Cab | Crew Cab                  |
| Headroom (front / rear)          | 1011 (39.8) | 1038 (40.9) / 1010 (39.8) |
| Hip Room (front / rear)          | 1598 (62.9) | 1598 (62.9) / 1593 (62.7) |
| Shoulder Room (front / rear)     | 1675 (65.9) | 1675 (65.9) / 1666 (65.6) |
| Legroom (front / rear)           | 1040 (40.9) | 1040 (40.9) / 1022 (40.2) |
| Seating Capacity (max occupants) | 3           | 6                         |

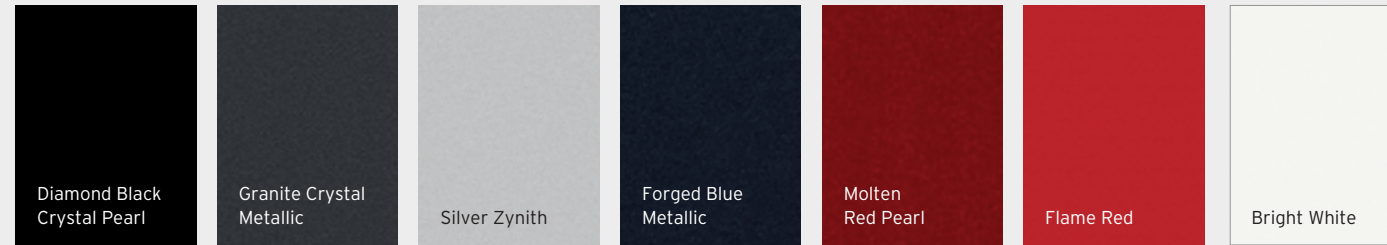
| ALL RAM PICKUP BOXES, mm (in)        | 6'4" BOX                    | 8' BOX                  |
|--------------------------------------|-----------------------------|-------------------------|
| Maximum Length at Floor              | 1938 (76.3)                 | 2496.8 (98.3)           |
| Front of Box to End of Open Tailgate | 2545 (100.2)                | 3053 (120.2)            |
| Depth of Box/Open Tailgate           | 511.1 (20.1) / 511.1 (20.1) | 513 (20.2) / 513 (20.2) |
| Cargo Volume, cu m (cu ft)           | 1628.2 (57.5)               | 2118.1 (74.7)           |
| Width between Wheelhousings          | 1295.4 (51)                 | 1295.4 (51)             |
| Maximum Width, Wall-to-Wall          | 1686.9 (66.4)               | 1686.9 (66.4)           |

| PAYLOAD* kg (lb) |             |
|------------------|-------------|
| Maximum Payload  |             |
| – 2500           | 1669 (3680) |
| – 3500           | 3275 (7220) |

\*When properly equipped.

# 2026 RAM HEAVY DUTY SPECIAL SERVICE VEHICLE

## EXTERIOR PAINT COLOURS\*



\*Selections may not be available on all trim levels/models and may be limited/restricted based on availability.

### STANDARD FEATURES AND OPTIONS

**CPOS** Tradesman®  
2TA

#### CONFIGURATIONS

|   |   |
|---|---|
| Body Model – Regular Cab 8'-box - 140.2-inch wheelbase (-62)                    | • |
| – Crew Cab 6'4"-box - 149.1-inch wheelbase (Single Rear Wheel (SRW) only) (-91) | O |
| – Crew Cab 8'-box - 169.1-inch wheelbase (-92)                                  | O |
| Drive – 4x4 (2500/3500)   | • |

#### ENGINES / TRANSMISSIONS / AXLES

|  |     |
|--|-----|
| 6.4L HEMI® V8 with Variable Valve Timing (VVT) / Multi-Displacement System / 8-speed Automatic (8HP75) (ESB / DFX) | •   |
| – 11.5-inch rear axle / 3.73 ratio (2500 / 3500 SRW; standard with DFX+AR9) (DRQ / DME)                            | •   |
| – 11.5-inch rear axle / 4.10 ratio (2500 / 3500 SRW; available if DFX+AR9; requires DSA) (DRQ / DMF)               | O   |
| – 11.5-inch rear axle / 3.73 ratio (3500 Dual Rear Wheel (DRW); included with DFX+WLA) (DRX / DME)                 | P   |
| – 11.5-inch rear axle / 4.10 ratio (3500 DRW; available if DFX+WLA) (DRX / DMF)                                    | O   |
| 6.7L Cummins® High-Output (HO) Turbo Diesel I-6 / 6-speed Heavy-Duty Automatic (AISIN® AS69RC) (ETM / DF2)         | O   |
| – 12-inch rear axle / 3.73 ratio (3500 SRW only; included with DF2+AR9) (DR7 / DME)                                | P   |
| – 12-inch rear axle / 3.73 ratio (3500 DRW only; included with DF2+WLA) (DRC / DME)                                | P   |
| – 12-inch rear axle / 4.10 ratio (3500 DRW only; available if DF2+WLA) (DRC / DMF)                                 | O/P |

#### MECHANICAL FEATURES

|   |   |
|---|---|
| Alternators – Dual: 2x220-amp = 440-amp (diesel engines only) (XF7) | O |
| – Dual: 160- + 220-amp = 380-amp (gas engine only) (XF5)            | O |
| – Single 220-amp (BAJ)  | • |
| Brakes – Brake Assist (BGE)   | • |
| – Diesel exhaust brake (included with diesel engines) (NEN)         | P |
| – Electronic Roll Mitigation (BNS)                                  | • |
| – Electronic Stability Control (ESC) <sup>(3)</sup> (BNB)           | • |

### STANDARD FEATURES AND OPTIONS

**CPOS** Tradesman®  
2TA

#### MECHANICAL FEATURES (CONTINUED)

|  |     |
|--|-----|
| Brakes (continued) – Hill Start Assist (BNG)   | •   |
| – Mechanical park brake  | •   |
| – Power-assisted four-wheel antilock (BRT)   | •   |
| – Ready Alert Braking (BHD)  | •   |
| – Traction Control (BNM)   | •   |
| – Trailer Sway Control (TSC) (BNT)   | •   |
| Differential – Antispin rear (2500: available; required with 4.10 axle ratio and gas engine; 3500: standard) (DSA) | O/• |
| – Open (2500: standard; not available with 4.10 axle ratio; 3500: not available) (DS8)                             | •   |
| Engine Thermal Management – Active grille shutters (MDX)   | •   |
| – Engine block heater (included with Cold Weather Group on diesel engines) (NHK)                                   | O/P |
| – Engine cooling, heavy-duty (included with diesel engines) (NMC)  | P   |
| – Front grille cover (included with Cold Weather Group) (XD6)  | P   |
| – Supplemental cabin heater (included with diesel engines) (HDB)   | P   |
| Fuel Tank – 106-litre (28-US gallon; included with Regular Cab with diesel engines) (NGC)                          | P   |
| – 117-litre (31-US gallon; standard on Crew Cab with 6'4" box) (NFT)   | •   |
| – 121-litre (32-US gallon; standard on Regular Cab and Crew Cab with 8' box) (NFX)                                 | •   |
| – 189-litre (50-US gallon; available on Crew Cab with 8' box) (NFC)  | O   |
| Shocks – Front, heavy-duty - Frequency Selective Damping valving (SFB)   | •   |
| – Rear, heavy-duty - Frequency Selective Damping valving (SGB)   | •   |
| Skid Plates (4x4) – Transfer case (XEF)  | •   |
| Start Control – Keyless push-button start (GX4)  | •   |
| Steering – Power, recirculating ball (SBE)   | •   |

• = Standard. O = Optional. P = Available with Package noted. F = Fleet only.

# 2026 RAM HEAVY DUTY SPECIAL SERVICE VEHICLE

| STANDARD FEATURES AND OPTIONS   |  | Tradesman® |
|---|--|------------|
| CPOS  |  | 2TA        |
| <b>MECHANICAL FEATURES (CONTINUED)</b>  |  |            |
| Suspension – Auto-Level Rear Air Suspension (SEB)   |  | O          |
| – Rear Hotchkis leaf-spring (3500 only)   |  | •          |
| – Rear link with coil springs (2500 only)   |  | •          |
| – Stabilizer bar, front, standard (SHA)   |  | •          |
| – Three-link front  |  | •          |
| Tow Hooks – Black - 2500 (XEA)  |  | •          |
| – Black - 3500 (XEA)  |  | •          |
| Trailer Tow – Class V hitch receiver (20K 2500/23K 3500) (XFR)  |  | •          |
| – Four-pin trailer harness plug, rear bumper (combination receptacle with seven-pin) (XFU)                            |  | •          |
| – Mopar® Fifth-Wheel Hitch, 20K lb (requires Fifth-Wheel/Gooseneck Prep Group) (XML)                                  |  | O          |
| – Mopar Fifth-Wheel Hitch, 30K lb (3500 only; requires Fifth-Wheel/Gooseneck Prep Group) (XNH)                        |  | O          |
| – Seven-pin trailer harness plug, rear bumper (combination receptacle with four-pin) (XFK)                            |  | •          |
| Transfer Cases (4x4 only) – Electronic shift-on-the-fly (DK3)   |  | O          |
| – Manual shift-on-the-fly (DK1)   |  | •          |
| Upfitter Module – Upfitter Electronic Monitoring Module (Vehicle System Interface Module (VSIM)) (XXS)                |  | •          |
| <b>EXTERIOR FEATURES</b>  |  |            |
| Bed Step, Rear, Deployable – Mopar (included with Bed Utility Group) (MDN)  |  | P          |
| Bedliner – Spray-in (included with Bed Utility Group) (XMF)   |  | O/P        |
| Bumpers – Black-painted, front (MB1)  |  | •          |
| – Black-painted, rear (MBN)   |  | •          |
| – Chrome, front (included with Chrome Appearance Group on Tradesman) (MCT)  |  | P          |
| – Chrome, rear (included with Chrome Appearance Group on Tradesman) (MBF)   |  | P          |
| Centre High-Mounted Stop Lamp (CHMSL) – Lamp (incandescent) with cargo-box illumination (LPE)                         |  | •          |
| – LED with camera (included with Towing Technology Group) (LPD)   |  | O/P        |
| Clearance Lamps, LED – Box- and rear-fender-mounted (included with 3500 Dual Rear Wheel (DRW)) (LND)                  |  | P          |
| – Cab-mounted (available on 2500 and 3500 Single Rear Wheel (SRW); included with 3500 DRW and Snow Chief Group) (LNC) |  | O/P        |
| Fog Lamps – Halogen (LNJ)   |  | F          |
| Grilles – Chrome upper header / lower appliqué (included with Chrome Appearance Group on Tradesman) (MNQ)             |  | P          |
| – Matte Black-painted upper header / lower appliqué (MM5)   |  | •          |
| – Tradesman grille with Chrome nostrils (included with Chrome Appearance Group) (MAF)                                 |  | P          |
| – Tradesman grille with Matte Black-painted nostrils (MFF)  |  | •          |
| Headlamps / Taillamps – Auto High-Beam Headlamp Control (included with Safety Group) (LMS)                            |  | P          |
| – Automatic headlamps (LMG)   |  | •          |
| – Base quad-halogen headlamps (LME)   |  | •          |

| STANDARD FEATURES AND OPTIONS   |  | Tradesman® |
|---|--|------------|
| CPOS  |  | 2TA        |
| <b>EXTERIOR FEATURES (CONTINUED)</b>  |  |            |
| Headlamps / Taillamps (continued) – Incandescent taillamps (LA6)  |  | •          |
| – Low-beam daytime running lamps (DRLs) (LM1)   |  | •          |
| – Premium LED taillamps (Red Opaque centre; included with Blind-Spot Monitoring (BSM) <sup>(2)</sup> ) (LAY)  |  | P          |
| Lighting – Pickup box (included with Bed Utility Group) (LPL)   |  | P          |
| Mirrors, Exterior – Trailer-tow, Black, heated, power-adjust for flat and convex mirrors, and manual-adjust for folding and telescoping; includes mirror running lights, courtesy lamps and supplemental turn signals (included with L1 and L2 Groups) (GT2)  |  | P          |
| – Trailer-tow, Black, heated, power-adjust for flat and convex mirrors, and power-adjust for folding and telescoping; includes mirror running lights, courtesy lamps, supplemental turn signals and Forward / Reverse utility lights (included with Towing Technology Group; requires L1 Group) (GT3) |  | O/P        |
| – Trailer-tow, Black with manual-adjust for flat and convex mirrors, and manual-adjust for folding and telescoping (GT1)  |  | •          |
| Paint – Monotone (APA)  |  | •          |
| Side Steps / Running Boards – Side steps, Black, tubular, cab-length (MRU)  |  | O/F        |
| – Side steps, Chrome, flat, cab-length (Crew Cab only; requires Chrome Appearance Group on Tradesman) (MRS)   |  | O          |
| – Side steps, Chrome, flat, wheel-to-wheel (Crew Cab and SRW applications only; requires Chrome Appearance Group on Tradesman) (MR5)  |  | O          |
| – Side steps, Chrome, tubular, cab-length (Regular Cab only) (MRT)  |  | O          |
| Tailgate – Locking (XJJ)  |  | •          |
| Tie-Downs – Lower, fixed, boat-style (four)   |  | •          |
| Tonneau Cover – Soft tri-fold (CS7)   |  | O          |
| Windshield Wipers – Rain-sensitive (included with Safety Group) (JHC)   |  | P          |
| – Variable / intermittent (JHA)   |  | •          |
| <b>INTERIOR FEATURES</b>  |  |            |
| Air Conditioning – Dual-Zone automatic temperature control (included with Convenience Group) (HAF)  |  | P          |
| – Manual temperature control; base (HAA)  |  | •          |
| Auxiliary Pass-Through Wires (quantity four) (BC3)  |  | •          |
| Auxiliary Switches – Instrument panel-mounted (LHL)   |  | •          |
| Consoles and Storage – Close-out panel, in-floor storage (Crew Cab only) (CUH)  |  | •          |
| – Overhead console (incandescent lighting; included with L1 Group on Regular Cab) (CUN)   |  | P/•        |
| – Storage, behind-seat (Regular Cab) (CU3)  |  | •          |
| – Storage, floor-mounted tray (included with bench seat only) (CUY)   |  | P          |
| – Storage, rear underseat compartment (Crew Cab only) (CUE)   |  | •          |
| Door Locks – Manual (Regular Cab only) (JE8)  |  | •          |
| – Powered and speed-sensitive (included with L1 Group on Tradesman Regular Cab; standard on Crew Cab) (JPH)   |  | P/•        |
| – Remote Keyless Entry (included with L1 and L2 Groups on Tradesman Regular Cab; standard on Crew Cab; requires power locks; deletes manual lock cylinder from passenger side on 2TA) (GXM)   |  | P/•        |
| Instrument Cluster, Display – 3.5-inch colour Driver Information Display (DID) (JAK)  |  | •          |
| – 7-inch colour DID (included with Safety Group on Tradesman) (JAL)   |  | P          |

# 2026 RAM HEAVY DUTY SPECIAL SERVICE VEHICLE

| STANDARD FEATURES AND OPTIONS   |  | Tradesman® |
|---|--|------------|
| CPOS  |  | 2TA        |
| <b>INTERIOR FEATURES (CONTINUED)</b>  |  |            |
| Mirror – Rearview, 3.0 digital (included with Trailer Technology Group) (GNQ)   |  | O          |
| – Rearview, auto-dimming (included with Convenience Group) (GNK)  |  | P          |
| – Rearview, digital (dedicated camera located in Centre High-Mounted Stop Lamp (CHMSL); included with Tow-Mode Digital Rearview Mirror Package) (GRG)   |  | P          |
| Off-Road Pages Application in Radio (included with UBL and UBQ radios) (JA8)  |  | P          |
| Pedals – Non-adjustable (XA8)   |  | •          |
| Seats – Cloth 40/20/40 split-bench front with manual-adjust and folding rear bench on Crew Cab (included with L2 Group) (*V9)   |  | F/P        |
| – Heavy-duty vinyl 40/20/40 split-bench front with manual-adjust and folding rear bench (Crew Cab) (*TX)  |  | •          |
| Speed Control – Adaptive Cruise Control (ACC) with Stop <sup>(2)</sup> (included with Safety Group) (NH3)   |  | P          |
| – Cruise control (NHM)  |  | •          |
| Steering Wheels – Audio controls (included with leather-wrapped steering wheels) (RDZ)  |  | P          |
| – Leather-wrapped (included with Safety Group) (SCV)  |  | P          |
| – Urethane (SCF)  |  | •          |
| Windows – Manual (Regular Cab only) (JF8)   |  | •          |
| – Power, front one-touch down (Regular Cab; included with L1 Group) (JPY)   |  | P          |
| – Power, front one-touch up/down (Crew Cab) (JP3)   |  | •          |
| – Rear, fixed (GJD)   |  | •          |
| – Rear, manual-sliding (Regular Cab only; included with L2 Group) (GFD)   |  | O/P        |
| – Rear, power-sliding (Crew Cab only; included with L2 Group) (GFE)   |  | P          |
| – Rear window defroster (included with L2 Group; available with fixed rear glass on Tradesman) (GFA)  |  | O/P        |
| <b>UCONNECT® MULTIMEDIA</b>   |  |            |
| Active Noise Control System (included with gas and diesel engines on Crew Cab models; requires L1 Group on Regular Cab models equipped with diesel engines; not available on Regular Cab models with gas engines) (JLW) |  | P          |
| Compass – Compass and temperature display (in radio) (JFJ)  |  | •          |
| – GPS antenna input on radio (JLP)  |  | •          |
| Connected Travel and Traffic Services <sup>(6)</sup> (included with NAV radios) (RTV)   |  | P          |
| Connectivity, Radio – Android Auto™ capability <sup>(6)</sup> (included with 8.4-inch and 12-inch radios) (RF5)   |  | P          |
| – Apple CarPlay integration <sup>(6)</sup> (included with 8.4-inch and 12-inch radios) (RFP)  |  | P          |
| – Auxiliary input, headphone jack   |  | •          |
| – Front Media Hub (one fully functional USB, one charging-only USB and one auxiliary input; each USB connection is a Type-A and -C USB pair) (RSF)  |  | •          |
| – Single-remote USB port - Charging only (centre armrest, Type-A) (RS3)   |  | •          |
| Power – 12-volt DC auxiliary power point (JJJ)  |  | •          |
| – 400-watt inverter (included with JKV 115-volt outlet) (XHR)   |  | P          |
| – Accessory delay   |  | •          |
| – Exterior 115-volt, 400-watt outlet (three-prong, located in driver's-side pickup box inner; included with front 115-volt, 400-watt outlet; not available with Box Delete) (XBE)                                       |  | P          |
| – Front 115-volt, 400-watt outlet (three-prong; requires L1 Group) (JKV)  |  | O          |

• = Standard. O = Optional. P = Available with Package noted. F = Fleet only.

| STANDARD FEATURES AND OPTIONS  |  | Tradesman® |
|--|--|------------|
| CPOS   |  | 2TA        |
| <b>UCONNECT MULTIMEDIA (CONTINUED)</b>   |  |            |
| Ram Connect <sup>(7)</sup> – SOS <sup>(23)</sup> /assist/cell connection (included with 5-inch radio) (RT1)  |  | •          |
| SiriusXM <sup>(10)</sup> (included with L2 Group and 8.4-inch radios) (RSD)  |  | P          |
| SiriusXM with 360L <sup>(10)</sup> (included with NAV radios) (RTU)  |  | P          |
| Speaker Systems, Audio – Base four-speaker system (standard on Regular Cab Tradesman only) (RCD)   |  | •          |
| – Base six-speaker system (standard on Crew Cab) (RCG)   |  | •/O        |
| Systems – Uconnect 3 with 5-inch touchscreen display (UCA)   |  | •          |
| – Uconnect 5 with 8.4-inch touchscreen display (requires L1 Group on Tradesman) (UED)  |  | O          |
| – Uconnect 5 NAV with 8.4-inch touchscreen display (requires Convenience Group) (UEL)  |  | O          |
| – Uconnect 5 NAV with 12-inch touchscreen display (requires L1 Group and Convenience Group) (UEQ)  |  | O          |
| Uconnect Voice Command <sup>(13)</sup> (XRB)   |  | •          |
| <b>TIRES</b>   |  |            |
| Tires – Single Rear Wheels (SRW) – LT245/70R17E BSW All-Season (A/S) (2500 only) (TWD)   |  | •          |
| – LT275/70R18E BSW A/S (included with Chrome Appearance Group on Tradesman with 18-inch steel wheels) (TCN)  |  | P          |
| – LT275/70R18E OWL All-Terrain (A/T) On-/Off-Road (included with Snow Chief Group) (TCP)   |  | O/P        |
| Tires – Dual Rear Wheels (DRW) – LT235/80R17E BSW A/S (TV2)  |  | •          |
| – LT235/80R17E OWL On-/Off-Road (TV3)  |  | O          |
| Spare Tire – Carrier (TBM)   |  | •          |
| – Full-size (TBB)  |  | •          |
| – Full-Size Delete (included with Box Delete) (TBF)  |  | P          |
| – Full-size, add (requires Box Delete) (TBE)   |  | O          |
| <b>SAFETY, SECURITY &amp; CONVENIENCE</b>  |  |            |
| Air Bags <sup>(9)</sup> – Advanced multistage front (CG3)  |  | •          |
| – Supplemental side-curtain (CGS)  |  | •          |
| – Supplemental side-seat (CJ1)   |  | •          |
| Cameras – Auxiliary (Trailer) Camera Prep provides in-cab wiring, camera HDMI in radio, seven-/12-pin rear-bumper connector and/or seven-/12-pin pickup bed connector (requires L1 Group and Trailer Brake Controller; Auxiliary Camera <sup>(2)</sup> available separately as Mopar® Accessory) (XFQ) |  | O          |
| – Auxiliary (Trailer) Camera System; <sup>(2)</sup> Wired (Mopar Accessory available at retailer; requires 8.4-inch or 12-inch radio and Auxiliary (Trailer) Camera Prep; single-camera compatibility; not available with CHMSL camera without Surround-View Camera System <sup>(1)</sup> )            |  | O          |
| – Cargo-View CHMSL Camera <sup>(2)</sup> and cargo-box illumination (includes dynamic centreline with Surround-View Camera System <sup>(1)</sup> ; requires L1 Group and 8.4-inch or 12-inch radio; not available with incandescent CHMSL or Regular Cab; included with Towing Technology Group) (LPD) |  | O/P        |
| – ParkView® Rear Back-Up Camera <sup>(2)</sup> (not available with Surround-View Camera System <sup>(1)</sup> ) (XAC)  |  | •          |
| – Surround-View Camera System <sup>(1)</sup> (included with Towing Technology Group; requires Cargo-View CHMSL Camera <sup>(2)</sup> ; not available with Pickup Box Delete or Regular Cab) (XAK)  |  | P          |
| – Trailer Surround-View Camera System <sup>(1)</sup> (requires Towing Technology Group) (XN1)  |  | O          |

# 2026 RAM HEAVY DUTY SPECIAL SERVICE VEHICLE

| STANDARD FEATURES AND OPTIONS   |  | Tradesman® |
|---|--|------------|
| CPOS  |  | 2TA        |
| <b>SAFETY &amp; SECURITY</b>  |  |            |
| Adaptive Cruise Control (ACC) with Stop <sup>(2)</sup> (included with Safety Group) (NH3)   |  | P          |
| Adaptive Steering – Variable Steering Effort System (included with LAS) (SJE)   |  | P          |
| Back-Up Alarm – Audible alarm when vehicle is in Reverse (XAW)  |  | O          |
| Blind-Spot Monitoring (BSM) <sup>(2)</sup> and Rear Cross-Path Detection System <sup>(2)</sup> (includes LED taillamps; included with Safety Group and Towing Technology Group; requires L1 Group) (XAN)  |  | O/P        |
| DOT Safety Kit (ACL)  |  | O          |
| Full-Speed Forward Collision Warning Plus <sup>(2)</sup> – With Automatic Emergency Braking <sup>(2)</sup> (included with Safety Group) (LSU)   |  | P          |
| Hill Descent Control (Crew Cab only; included with Off-Road Package) (BNH)  |  | P          |
| Lane Departure Warning Plus <sup>(2)</sup> – Includes Adaptive Steering System <sup>(2)</sup> (included with Safety Group) (LAS)  |  | P          |
| LATCH – Child Seat Anchor System (CGU)  |  | •          |
| Parking Sensors – Park-Sense® Front/Rear Park Assist System <sup>(2)</sup> (XAG)  |  | F          |
| – Park-Sense Rear Park Assist System <sup>(2)</sup> (XAA)   |  | O          |
| Restraints <sup>(2)</sup> – Front, height-adjustable three-point seat belts (outboard positions only) (CGD)   |  | •          |
| Security – Sentry Key® Theft Deterrent System - Engine immobilizer (GXX)  |  | •          |
| Tire Pressure Monitor – Selectable Tire-Fill Alert (included with 8.4-inch and 12-inch radios) (LA5)  |  | P          |
| – Tire-Fill Alert (LAW)   |  | •          |
| – Tire Pressure Monitoring System, cluster display (3500 only) (XBT)  |  | •          |
| – Tire Pressure Monitoring System, cluster display (2500 only) (XGM)  |  | •          |
| Trailer Brake Controller – Electronic Trailer Brake Controller (ITBM) (XHC)   |  | O          |
| Trailer-Light Check Out (cluster-activated routine; packaged with Trailer Brake Controller (XHC)) (JJ1)   |  | P          |
| Trailer Reverse Guidance <sup>(2)</sup> (included with Towing Technology Group; requires 8.4-inch or 12-inch radio) (XPU)   |  | P          |
| Trailer Reverse Steering Control <sup>(2)</sup> (included with Trailer Technology Group) (XA1)  |  | P          |
| Trailer Tire Pressure Monitoring System (including four trailer tire sensors; requires 8.4-inch or 12-inch radio, Trailer Brake Controller (XHC) and L1 Group) (XG9)  |  | O          |
| <b>EQUIPMENT GROUPS</b>   |  |            |
| Tradesman Level 1 Equipment (L1 Group) – Includes overhead console, one-touch-down power windows, speed-sensitive power door locks, premium vinyl door trim, GT2 exterior mirrors and Remote Keyless Entry (A61)  |  | O          |
| Tradesman Level 2 Equipment (L2 Group) – Includes L1 Group, *V9 cloth seats, carpet floor covering, carpeted floor mats, manual-sliding rear window (Regular Cab only), power-sliding rear window (Crew Cab), rear window defroster (Crew Cab only) and SiriusXM® <sup>(10)</sup> (A6B) |  | O          |

| STANDARD FEATURES AND OPTIONS  |  | Tradesman® |
|--|--|------------|
| CPOS   |  | 2TA        |
| <b>APPEARANCE PACKAGE</b>  |  |            |
| Chrome Appearance Group – Includes Chrome headlamp bezels, Chrome front and rear bumpers, Chrome upper header / lower appliqué, Tradesman grille with Chrome nostrils, 18-inch Chrome-clad steel wheels (Single Rear Wheel (SRW)) and 17-inch Chrome-clad steel wheels (Dual Rear Wheel (DRW)) (AMP)   |  | O          |
| <b>OPTION GROUPS</b>   |  |            |
| Bed Utility Group – Includes LED bed lighting, spray-in bedliner and rear deployable bed step (available with L1 Group) (ANT)  |  | O          |
| Cold Weather Group – Includes engine block heater and winter front grille cover (diesel engines only) (ADE)  |  | O          |
| Convenience Group – Includes acoustic windshield, auto-dimming interior rearview mirror and Dual-Zone automatic temperature control (requires NAV radio and L1 Group) (ADC)  |  | O          |
| DRW Group – Includes rear wheelhouse liners, cab-mounted LED clearance lamps, and box- and rear-fender-mounted LED clearance lamps (3500 only) (WLA)   |  | O          |
| Fifth-Wheel / Gooseneck Prep Group – Includes bed-mounted seven-pin connector (or seven- /12-pin connector if equipped with Auxiliary Camera Prep Group), mounting holes for fifth-wheel hitch and gooseneck ball, and mounting hole covers (requires Trailer Brake Controller) (AHU)  |  | O          |
| Off-Road Package – Includes front / rear Bilstein® shocks, transfer case skid plate, tow hooks, Hill Descent Control, All-Terrain (A/T) tires and off-road decal (2500 Crew Cab 4x4 only) (ARC)  |  | O          |
| Protection Group – Includes tow hooks and transfer case skid plate (4x4 only) (ADB)  |  | O          |
| Safety Group – Includes rain-sensitive windshield wipers, cluster with 7-inch Driver Information Display (DID), Auto High-Beam Headlamp Control, Full-Speed Forward Collision Warning Plus; <sup>(2)</sup> ACC with Stop; <sup>(2)</sup> Lane Departure Warning Plus; <sup>(2)</sup> leather-wrapped steering wheel, and BSM <sup>(2)</sup> and Rear Cross-Path Detection System <sup>(2)</sup> (requires Trailer Brake Controller) (AAU)                    |  | O          |
| Snow Chief Group – Includes dual alternators rated at 380 amps for gas and 440 amps for diesel, antispin rear differential, instrument panel-mounted auxiliary switches, LED clearance lamps, LT275/70R18E OWL On- / Off-Road tires (if 18-inch wheels) and transfer case skid plate (not available with 4x2 or DRW models) (AD2)  |  | O          |
| Snow Plow Prep Group – Includes 220-amp alternator and transfer case skid plate (4x4 only) (AHD)   |  | O          |
| Towing Technology Group – Includes Surround-View Camera System, <sup>(1)</sup> Cargo-View Centre High-Mounted Stop Lamp (CHMSL) Camera <sup>(2)</sup> with dynamic grid lines, Trailer Reverse Guidance; <sup>(2)</sup> GT3 trailer-tow mirrors, and BSM <sup>(2)</sup> and Rear Cross-Path Detection System <sup>(2)</sup> (requires 8.4-inch or 12-inch radio; requires Trailer Brake Controller, L1 Group and Chrome Appearance Group on Tradesman) (AAN) |  | O          |
| Tow-Mode Digital Rearview Mirror Package – Includes digital rearview mirror and tow-mode camera <sup>(2)</sup> (requires L1 Group) (AVF)   |  | O          |
| Trailer Technology Group – Includes 3.0 digital rearview mirror and Trailer Reverse Steering Control <sup>(2)</sup> (requires Towing Technology Group) (AVS)   |  | O          |

# STELLANTIS PRONE

©2026 FCA Canada Inc. All Rights Reserved. Chrysler, Dodge, Jeep, Ram, Wagoneer, HEMI, Mopar, SRT, the Chrysler wing design, the Jeep grille design, the Ram's Head logo, Altitude, Big Horn, Charger, Command-Trac, Compass, Durango, Durango Enforcer, Freedom Top, Gladiator, Grand Cherokee, Grand Cherokee Summit, Laramie, Laredo, Mega Cab, Mojave, Overland, Pacifica, Park-Sense, ParkView, Power Wagon, Quad Cab, Quadra-Drive II, Quadra-Lift, Quadra-Trac, Quadra-Trac I, Quadra-Trac II, R/T, Ram Articulink, Ram ProMaster, RamBox, Rebel, Rock-Trac, Rubicon, Sahara, Selec-Speed, Selec-Terrain, Selec-Trac, Sentry Key, Sky One-Touch, Stow 'n Go, Stow N Place, Stow 'n Vac, SXT, TorqueFlite, Trac-Lok, Tradesman, Trail Rated, TrailCam, Trailhawk, Tru-Lok, Uconnect, Willys and Wrangler are registered trademarks, and Active-Level, FamCAM, Jeep Active Drive, Jeep Active Drive Low, Keyless Enter 'n Go, Limited Longhorn, Pentastar, Pinnacle, Ram 1500 Classic Warlock, SafetyTec, Trail Cam and Trail Rail are trademarks of FCA US LLC. FIAT is a registered trademark of FCA Group Marketing S.p.A., used under licence by FCA US LLC. Photographs within this piece are for representation purposes only. Vehicle features listed are not all standard.

AISIN is a registered trademark of Aisin Seiki Co., Ltd. Alpine and the Alpine logo are registered trademarks of Alpine Electronics, Inc. All rights reserved. Amazon Fire TV is a registered trademark and Alexa is a trademark of Amazon.com Inc. Android, Android Auto, Blogger, YouTube, and other related marks and logos are trademarks of Google LLC. Apple and iPhone are registered trademarks, and Apple CarPlay is a trademark of Apple Inc., used under licence by FCA US LLC. BFGoodrich is a registered trademark of Goodrich Corporation. Bilstein is a registered trademark of August-Bilstein GmbH & Co. Blu-ray Disc is a registered trademark and Blu-ray is a trademark owned by Blu-ray Disc Association. Bluetooth is a registered trademark of Bluetooth SIG, Inc. Brembo is a registered trademark of Brembo SpA. Bridgestone and any Bridgestone products or service names are trademarks or registered trademarks of Bridgestone Corporation. Gorilla Glass is a registered trademark of Corning Incorporated. Cummins is a registered trademark of Cummins, Inc. Dana is a registered trademark and Dana44 is a trademark of Dana Corporation. Facebook and logo are registered trademarks of Meta Platforms, Inc. Falken is a registered trademark of Sumitomo Rubber Industries, Ltd. Firestone is a registered trademark of Bridgestone Americas Tire Operations, LLC. FOX is a registered trademark of Fox Factory, Inc. Free2move is a registered trademark of Stellantis N.V. Goodyear and DuraTrac are registered trademarks of The Goodyear Tire & Rubber Company. harman/kardon is a registered trademark of Harman International Industries, Inc. Instagram is a registered trademark of Instagram, Inc. JBL is a trademark of Harman International Industries. Katzkin is a registered trademark of Katzkin Leather Interiors, Inc. Klipsch is a registered trademark of the Klipsch Group, Inc., a VOXX International Company. KONI is a registered trademark of KONI B.V. LinkedIn, the LinkedIn logo, the IN logo and InMail are registered trademarks or trademarks of LinkedIn Corporation and its affiliates in the United States and/or other countries. MAGNETI MARELLI is a trademark of Magneti Marelli S.p.A. McIntosh is a registered trademark of McIntosh Laboratory, Inc. Michelin is a registered trademark of Michelin North America, Inc. Nexen is a registered trademark of Nexen Tire Corporation. Pirelli and PZero are registered trademarks of Pirelli & C.S.p.A. ©2026 SiriusXM Canada Inc., "SiriusXM," the SiriusXM logo, channel names and logos are trademarks of SiriusXM Radio Inc. and are used under licence. Sunrider is a registered trademark of Bestop, Inc. ©2026 Tenneco Inc. All rights reserved. Thatcham product names are trademarks of Thatcham. TomTom is a registered trademark of TomTom International B.V. Torx is a registered trademark of the Camcar Corporation, division of Textron Industries. WARN is a registered trademark of Warn Industries, Inc. The X service marks (formerly Twitter) are the intellectual property of X Corp.

1. Always check entire surroundings visually before proceeding. 2. This is a driver convenience system, not a substitute for active driver involvement. The driver must remain aware of their surroundings and be prepared to take corrective action to avoid collisions. 3. No system can repeal the laws of physics or overcome careless driving actions. Performance is limited by available traction, which snow, ice and other conditions can affect. When the warning lamp flashes, the driver needs to use less throttle and adapt speed and driving behaviour to prevailing road conditions. 4. This system is an alert system for the front of the vehicle. It is not a substitute for active driver involvement. The driver must remain aware of traffic conditions and be prepared to use the brakes to avoid collisions. 5. Traffic Sign Recognition is not a substitute for safe and attentive driving. Factors including weather and condition of the traffic sign can impact the recognition and display of the sign. Always check traffic signs visually while driving. 6. Driving while distracted can result in loss of vehicle control. Only use mobile phones and other devices, even with voice controls, when it is safe to do so. Requires compatible iPhone. See retailer for phone compatibility. Data plan rates apply. To use Android Auto on your phone screen, you'll need an Android phone running 6.0 or higher and the Android Auto App. To wirelessly

use Android Auto on your car display, you need a compatible Android smartphone with an active data plan. You can check which smartphones are compatible at [g.co/androidauto/requirements](http://g.co/androidauto/requirements). 7. All vehicles properly equipped to receive connected services come with a three-month trial of Assistance Package or Assistance + Navigation Package (if equipped), five years of the Vehicle Performance Package, and 10 years of Safety and Security Package effective from the date of purchase or lease of a new vehicle. Enrolment in trial is required to receive services. Upon expiration of trial period, purchase of a subscription is required to continue or renew services. Services are available on equipped vehicles purchased within the United States, Canada and Puerto Rico. Services can only be used where cellular coverage is available. Terms apply. See the applicable Terms of Service for complete terms and conditions (including service limitations) and the Connected Vehicle Privacy Policy. 8. Vehicle must be enrolled with Brand Connect, be in an active and usable cellular range, and have an active subscription. 9. Vehicle must be in an active and usable cellular range and properly equipped with a Uconnect 5 or Uconnect 5 NAV system and Rear-Seat Entertainment Group. Requires a mobile device with Wi-Fi Hotspot service and a linked Amazon account. Wi-Fi data plan and streaming service subscriptions are not included; data charges and overage fees may apply. 9GB of user-available storage. Services are subject to change or withdrawal at any time, may not be available in all languages and may require separate subscriptions. 10. Certain features and/or content may not be available unless an active data connection is enabled in the vehicle. Content varies by SiriusXM subscription plan. Features and display may vary by vehicle. All SiriusXM services require a subscription, sold separately by SiriusXM, after the trial period. Your SiriusXM service will automatically stop at the end of your trial unless you decide to subscribe. **If you decide to continue service after your trial, the subscription plan you choose will continue and you will be charged according to your chosen payment method at then-current rates unless you cancel.** Taxes apply. Please see the SiriusXM Customer Agreement at [www.siriusxm.ca/terms](http://www.siriusxm.ca/terms) for complete terms and how to cancel, which includes calling SiriusXM at 1-888-539-7474. All rates, content and programming are subject to change. SiriusXM uses personal information in accordance with SiriusXM Privacy Policy, available at [www.siriusxm.ca/privacy](http://www.siriusxm.ca/privacy). SiriusXM Canada Inc., "SiriusXM," the SiriusXM logo, channel names and logos are trademarks of SiriusXM Radio Inc. and are used under licence. 11. Traffic Jam Assist requires the driver to keep his or her hands on the steering wheel at all times. This system is a driver convenience system, not a substitute for active driver involvement. The driver must remain aware of traffic conditions and maintain control of the vehicle. 12. Three-month/1GB trial included with the purchase or lease of a new vehicle. Upon expiration of the trial period, purchase of a subscription is required. Wi-Fi Hotspot available through third-party subscription. Requires Internet-enabled mobile device. See retailer for details. This feature is not intended for use by the driver while the vehicle is in motion. Always drive carefully. 13. Driving while distracted can result in loss of vehicle control. Only use mobile phones and other devices, even with voice commands, when it is safe to do so. 14. Vehicle must be enrolled with Brand Connect, be in an active and usable cellular range, have an active subscription and be properly equipped with a Uconnect 5 NAV system. Requires a Wi-Fi Hotspot data plan and linked Amazon account to run Alexa in the vehicle. 15. Never program while driving. GPS mapping and 3D navigation may not be detailed, available in all areas or reflect current road regulations. 16. Highway Assist System requires the driver to keep his or her hands on the steering wheel at all times. This system is a driver convenience system, not a substitute for active driver involvement. The driver must remain aware of traffic conditions and maintain control of the vehicle. 17. Based on *EnerGuide* highway fuel consumption ratings and fuel tank options. Government of Canada test methods used. Your actual fuel consumption will vary based on driving habits and other factors. Ask your retailer for the *EnerGuide* information. 18. Driving range based on manufacturer's estimate of combined fuel consumption ratings, fuel-tank capacity, full battery charge and hybrid mode. Your actual driving range will vary based on driving habits and other factors. Use for comparison purposes only. 19. The Advanced Front Air Bags in this vehicle are certified to the Federal regulations for Advanced Air Bags. Children 12 years old and younger should always ride buckled up in a rear seat. Infants in rear-facing child restraints should never ride in the front seat of a vehicle with a front-passenger air bag. All occupants should always wear their lap and shoulder belts properly. 20. Vehicle must be locked and system activated for alarm to sound. 21. Always sit properly with the head restraint properly adjusted. Never place anything in front of the head restraint. 22. Not compatible with all garage door openers. 23. Vehicle must be enrolled with Brand Connect, be in an active and usable cellular range, and have an active subscription. An SOS Customer Care agent directs emergency assistance to your vehicle's location. 24. Be sure to follow all instructions in Owner's Manual for removal of top and doors, and lowering of windshield. Driving with doors off and windshield down is for off-road use only. 25. Driving while distracted can result in loss of vehicle control. Only use the FamCAM interior camera when it is safe to do so. 26. Preset voice-to-text messaging and incoming text-message reading require a MAP-enabled phone. 27. Driving while distracted can result in loss of vehicle control. Only use the interior camera when it is safe to do so.

